



Ninth Replenishment of IFAD's Resources

IFAD at the midterm of the Eighth Replenishment of IFAD's Resources

Operational results compared to commitments

21 February 2011

A snapshot of what we are supporting in the IFAD8 period, in response to your instructions in the IFAD8 consultation

- We **target poor** rural populations and small-scale farmers
- **IFAD-supported projects reach about 36 million** poor rural people a year (based on project M&E and survey data)
- **IFAD is a major supporter of community-designed and managed** rural development projects and farmer organizations
- We use **government and local management systems** rather than managing projects ourselves

A flavour of what we are doing in our loans and grants during the IFAD8 period



Improving basic foods and staples



Including cash crops:
exports are growing



Integrating livestock to match
rising demand



Developing private agroprocessing
and marketing

Supporting markets for smallholders



● Inputs



Storage ●



● Processing



Marketing ●

Peru: Management of Natural Resources in the Southern Highlands Project – agriculture services



Guinea: Fouta Djallon Agricultural Rehabilitation Project – farmer training



India: Tamil Nadu Women's Development Project – women's groups



Senegal: Village Management and Development Project – women’s training



Niger: Second Maradi Rural Development Project – irrigation



Mauritania: Agricultural Rehabilitation Programme II – reforestation



Ethiopia: Rehabilitation Programme for Drought Affected Areas



IFAD delivery compared to IFAD8 commitments (2010-2012)

1. IFAD loans and grants for agriculture and rural development will reach US\$3 billion, as planned

		<i>IFAD8 (US\$ million)</i>			
	<i>Comparison 2009 Actual</i>	<i>2010 Actual</i>	<i>2011 Planned</i>	<i>2012 Planned</i>	<i>Total IFAD8</i>
Loans and DSF* grants	677	804	935	1070	2809
Global and regional grants	47	51	65	75	191
Total	724	855	1000	1145	3000

* Debt sustainability framework grants for investment projects

For 2010 the initial plan was for US\$800 million in loans and grants: IFAD exceeded the target.

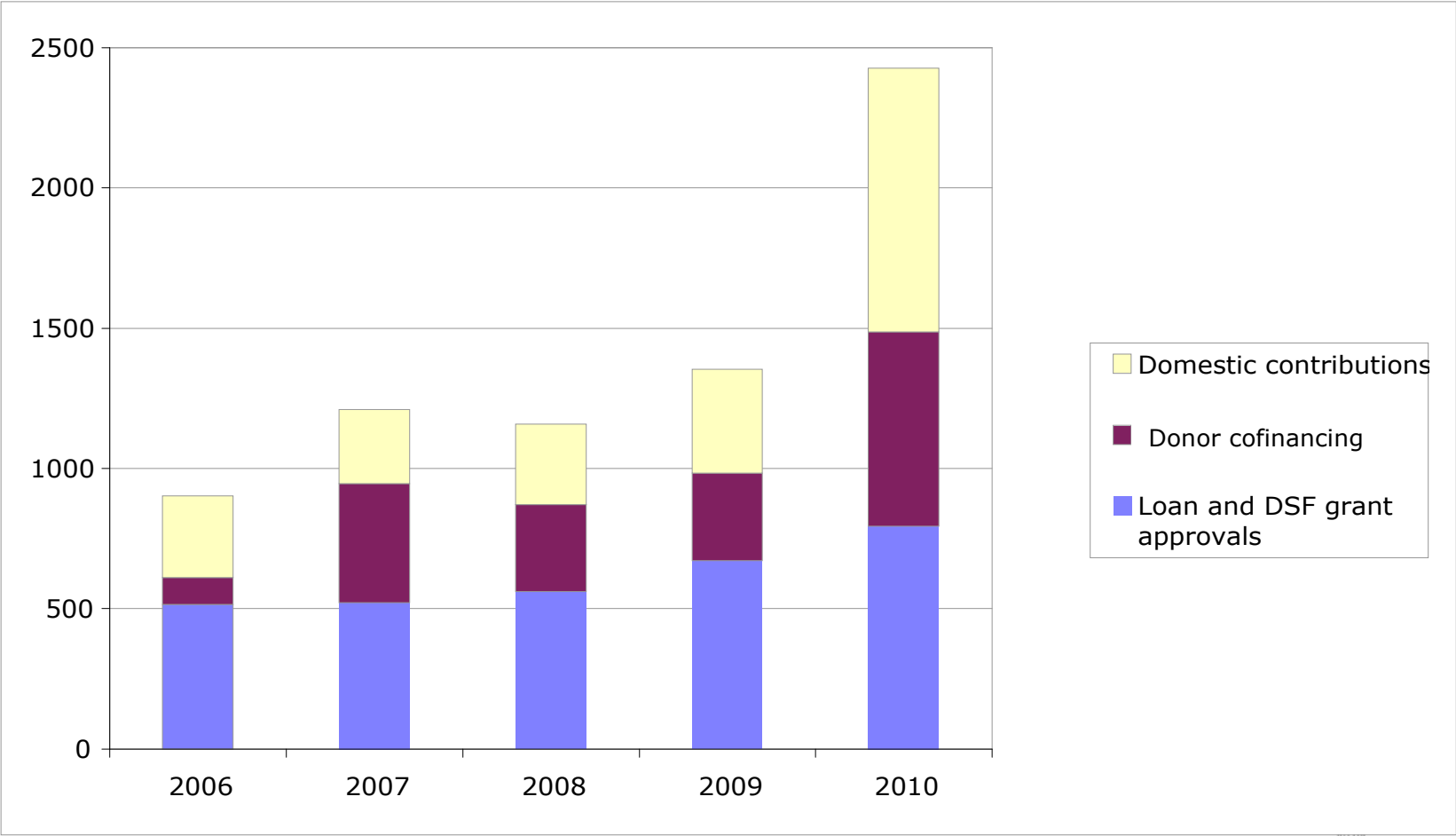
IFAD delivery compared to IFAD8 commitments (2010-2012)

2. IFAD was committed to leverage US\$1.5 for each US\$1 of our own resources loaned and granted

	<i>2010 US\$ million</i>	<i>Compared to IFAD7 (2007-2009) Average per annum US\$ million</i>
IFAD loans and grants	855	639
Donor cofinancing mobilized	693	349
Domestic government, private, farmer cofinancing	940	308
Total resources mobilized	2488	1296
Actual cofinancing/IFAD resources (ratio)	1.90	1.03

IFAD surpassed the target in 2010, and exceeded past performance

IFAD loans and DSF grants, cofinancing and domestic contributions (2006-2010)



Policy and strategy commitments made for IFAD8 (2010-2012)

<i>Commitment</i>	<i>Status or plan</i>
Revised policy on grant financing	Approved Dec 2009 EB
Results Measurement Framework	2010-2012 – Approved Sep 2009 EB and operating
IFAD climate change strategy	Approved April 2010 EB
Review IFAD's performance on gender equality and women's empowerment	Dec 2010 EB
New Strategic Framework	Draft discussed Dec 2010; completion May 2011
Update project design and COSOP guidelines	Submit for information to May 2011 EB
Policy on environment and natural resources	May 2011 EB
Review IFAD's performance on private sector collaboration	May 2011 EB
Policy on middle-income countries (MICs)	May 2011 EB
Review IFAD's approach to partnerships	Sept 2011 EB
IFAD's gender policy	Dec 2011 EB
IFAD strategy for working with the private sector	Dec 2011 EB

A snapshot of results measured against the IFAD8 Results Measurement Framework targets

<i>RESULTS</i>	<i>Projects designed in 1995-2001 rated satisfactory by IEE*: %</i>	<i>Latest results: % of projects satisfactory</i>	<i>2012 target set by IFAD's Board: % of projects rated satisfactory</i>
Project effectiveness at completion	61	PCR 86 ARRI 77	90
Satisfactory impact on poverty at completion	37	PCR 86 ARRI 83	90
Satisfactory impact on learning, scaling up &/or knowledge management at completion	25-55	PCR 79 ARRI 95	75
Sustainable at completion	40	PCR 76 ARRI 65	75
Satisfactory country strategy impact on food security	-	69	80
Satisfactory overall at entry	-	88	90
Country programmes satisfactory for adherence to aid effectiveness agenda	-	96	80

* Independent External Evaluation of IFAD

PCR: Project Completion Report; ARRI: Annual Report on Results and Impact of IFAD Operations

Source: Report on IFAD's Development Effectiveness, 2010.

Results Measurement Framework

IFAD has delivered real results

<i>Results</i>	<i>Baseline year</i>	<i>Baseline value</i>	<i>2009 achievement</i>	<i>2012 target*</i>
People receiving services from IFAD-supported projects	2007	29 m	36 m	60 m
Male:female ratio	2007	57:43	51:49	50:50
Land under improved management (hectares)	2008	3.9 m	4.9 m	Monitored
Area under rehabilitation (hectares)	2008	228 000	322 000	Monitored
People trained in crop production	2008	1.7 m	4.1 m	Monitored
Male:female ratio			63:37	
Active borrowers from rural financial services	2008	4.4 m	4.8 m	Monitored
Male:female ratio			51:49	
Marketing groups formed	2008	25 000	28 000	Monitored
Community action plans	2008	24 000	29 000	Monitored

* Only two targets established: Number of people receiving services, disaggregated by gender.

New grant policy: Our global and regional grants are more strategic

- **Agricultural research** with CGIAR
- **Environment** with GEF
- **Land** with the International Land Coalition, FAO, World Bank
- **International agriculture policy issues** with IFPRI, FAO, UN High Level Task Force on Food Security
- **Private sector financing** with the Africa Agriculture Fund
- **Gender** with the FAO
- **South–South cooperation** with Brazil, China, India, Peru, South Africa

Expanding partnerships was an IFAD commitment under IFAD8

- Spanish Trust Fund with IFAD (€300 million)
- World Bank, AsDB, AfDB, IADB cofinancing
- Islamic Development Bank (US\$1.5 billion)
- OPEC Fund for International Development
- GAFSP (World Bank-administered trust fund for rural development – following L'Aquila)
- European Commission Food Facility
- Global Environment Fund
- Bilateral donors (Belgium, Canada, DFID, Finland, Italy, Netherlands, Sweden)

Other donors provide funds for IFAD to administer

IFAD has a knowledge management and innovation strategy, with results targets. Major outputs so far in the IFAD8 period

- Rural Poverty Report 2011
- Smallholder Agriculture Seminar 2011
- IFAD portfolio review 2010
- Project data for Results Measurement Framework
- Contributor to UN Comprehensive Framework for Food Security (HLTF)
- Contributor to Responsible Agriculture Investment Guidelines (with World Bank, FAO, UNCTAD)
- Regional knowledge networks established in Latin America, Africa, North Africa and Near East, and Asia

New Strategic Framework (to be presented May 2011) responds to emerging issues

Rising food prices primarily reflect global imbalance between rapidly increasing demand for food and slower growth in supplies



Source: Food prices, "The consequences of costly nosh", The Economist, 22 January 2011

New Strategic Framework

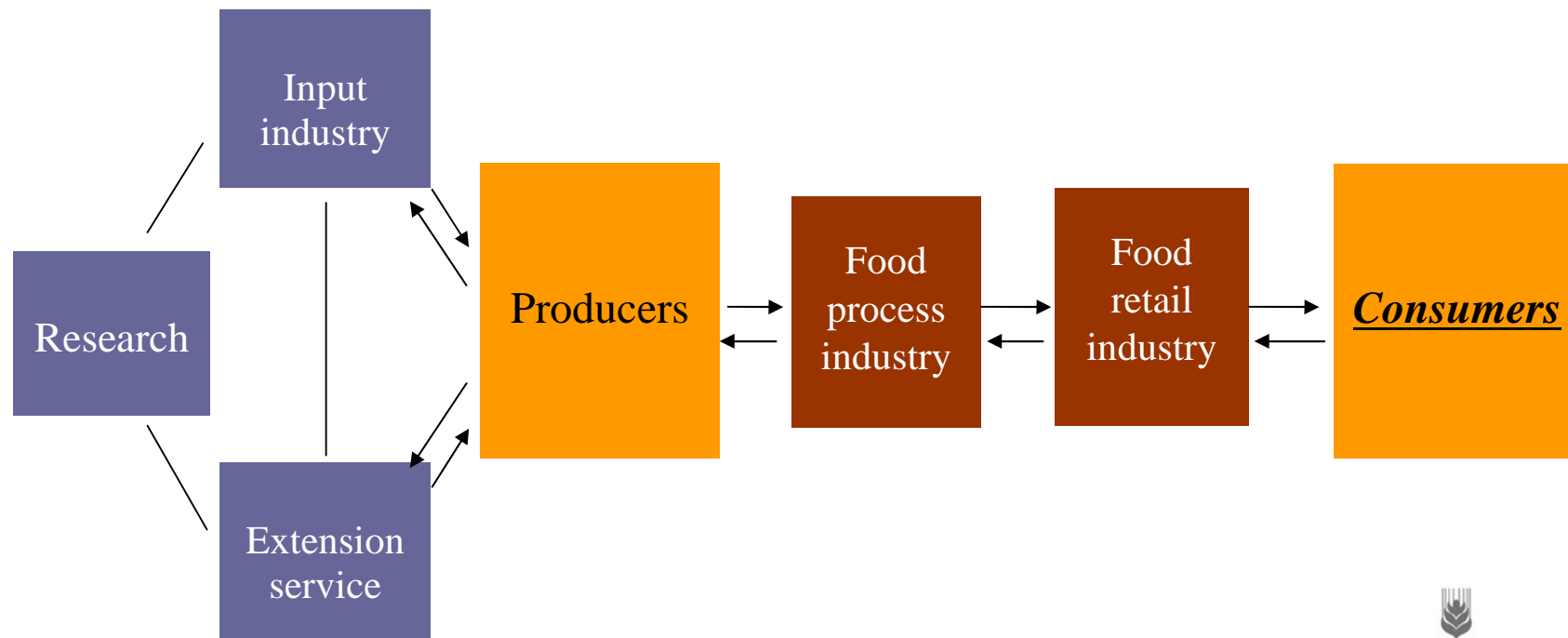
New challenges: rural environmental issues and climate change have increasing impact on smallholder farmers

- Deforestation, groundwater depletion, salinization of irrigation areas, destruction of rural biodiversity, soil loss)
- Agriculture contributes 14% of greenhouse gas emissions and is main driver of forestry emissions (another 18%)
- Agriculture both a cause and victim of environment problems
- Environment and Natural Resources Management Policy: major potential for “multiple win” sustainable agriculture approaches

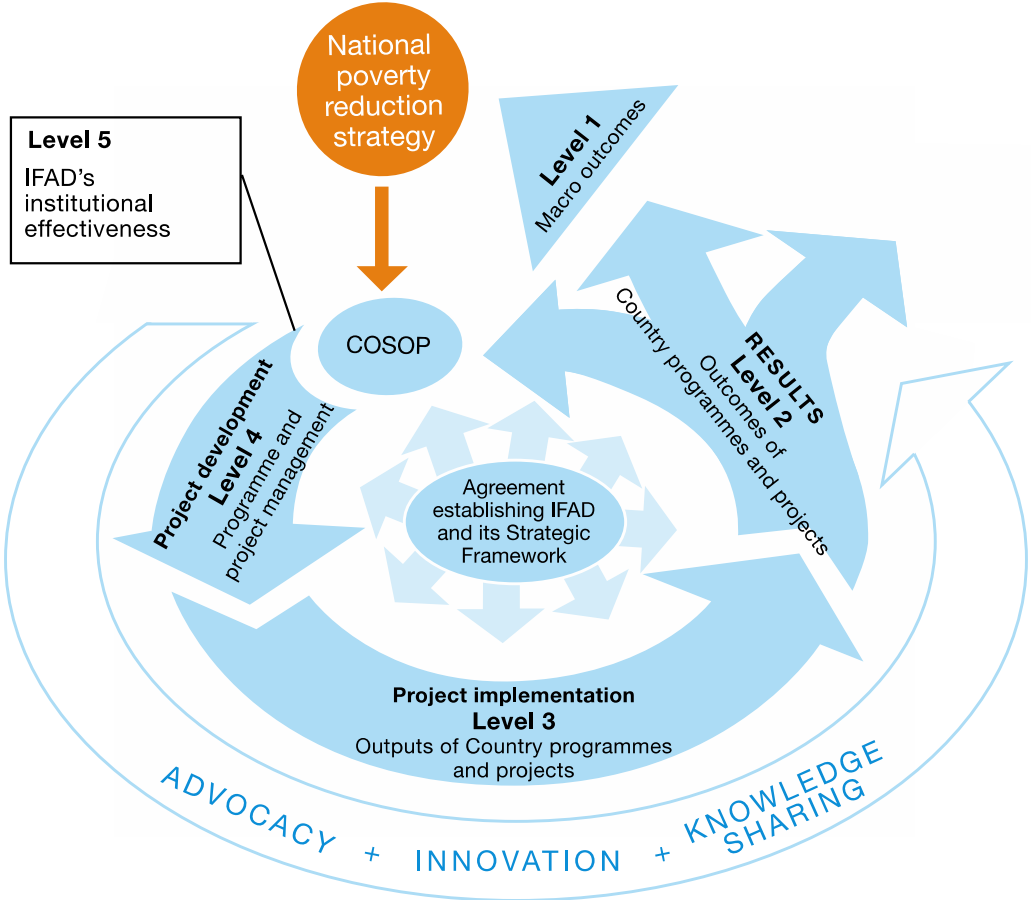
New Strategic Framework

The market and the private sector are increasingly driving agriculture.
IFAD works to adapt this evolving reality to the benefit of smallholder farmers
New private sector strategy: December 2011

VALUE CHAIN APPROACH



IFAD's Results Measurement Framework and IFAD's operating model



Summary: IFAD has met and continues to meet operational commitments made in IFAD8 consultation

- Loan and grant programme expanding
- Cofinancing and partnerships strengthened
- IFAD policy development and operational procedures
- Improved policy advice and knowledge sharing
- Measurement of results and delivery of results
- New strategic thrusts incorporated in our work

