



Presentation on IFAD Portfolio Results

Programme Management Department
14 September 2012

IFAD's strategic objectives

- IFAD **targets poor** rural populations and small-scale farmers
 - reducing rural poverty
- IFAD helps farmers to meet global and local food needs
- **IFAD supports community-designed** and **managed** rural development projects and farmer organizations
- IFAD uses **government and local management systems** rather than managing projects itself
- IFAD acts as a catalyst to mobilize other donor and government resources and policies in favour of the IFAD target group

IFAD's priorities over next 3 years (2013-2015)

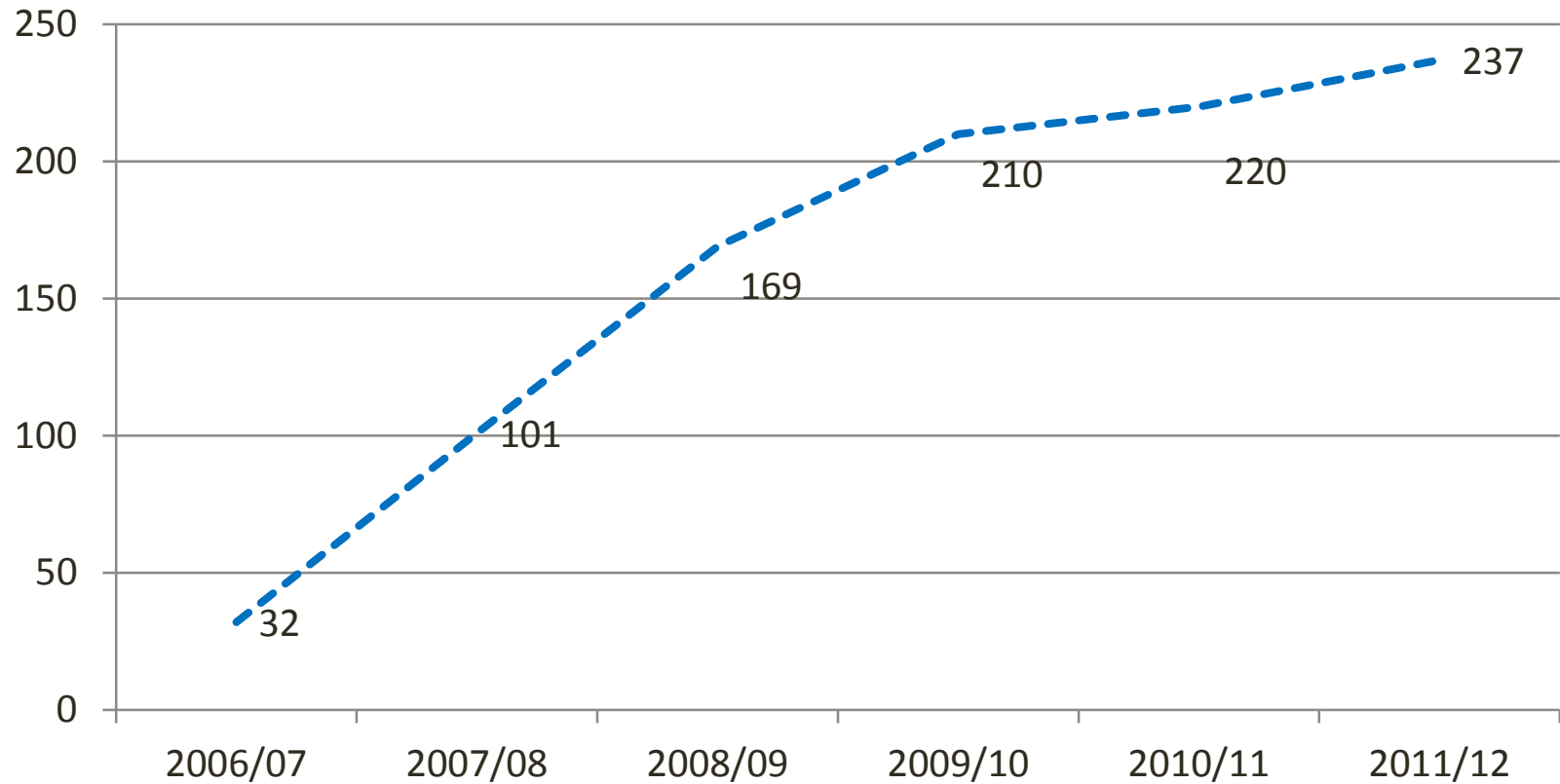
- More focus on gender, nutrition, environment, climate change, private sector engagement, economic efficiency, scaling up
- Country leadership and in-country planning key – Reflected in COSOPs and projects
- IFAD country presence to expand to 40 country offices, and take on more responsibility
- IFAD will participate in country agricultural strategies, project design, policy advice, supervision, knowledge-sharing, innovation
- Quality of projects and COSOPs to improve
- Better monitoring and reporting on results and outcomes

IFAD's has a new business model

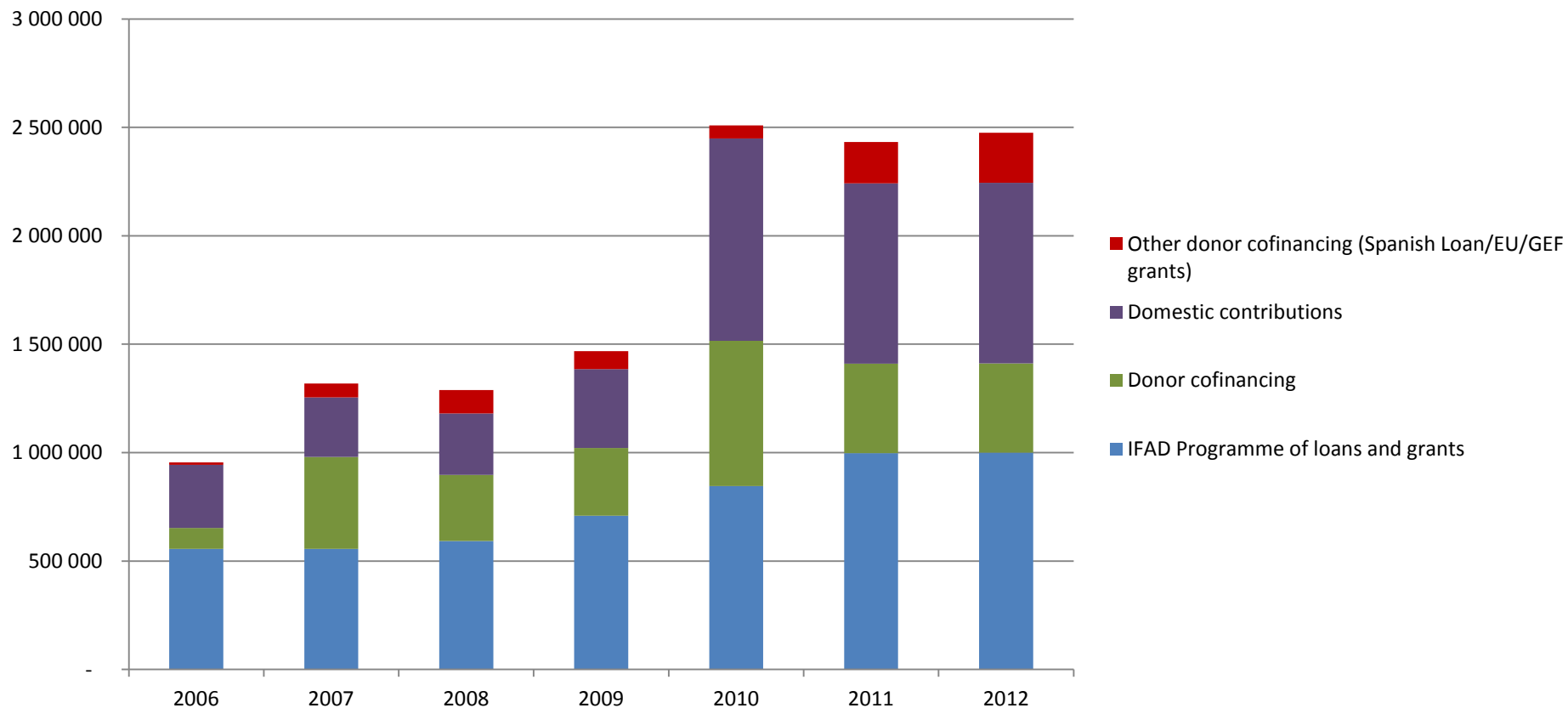
- Scaling up successful projects/ideas
- Country offices – from 17 in 2007 to 40 in 2012.
- National staff in ICOs increased from 31 in 2010 to 70 now and outposted internationally-recruited staff from 2 in 2007 to 32 now.
- Better project design and arms length quality control
- Improved M&E and impact evaluation
- Improved partnerships and country ownership
- Cofinancing up
- Staff capacity building
- Improved knowledge management
- Direct supervision

Direct supervision of 93% of projects

No of projects directly supervised by IFAD

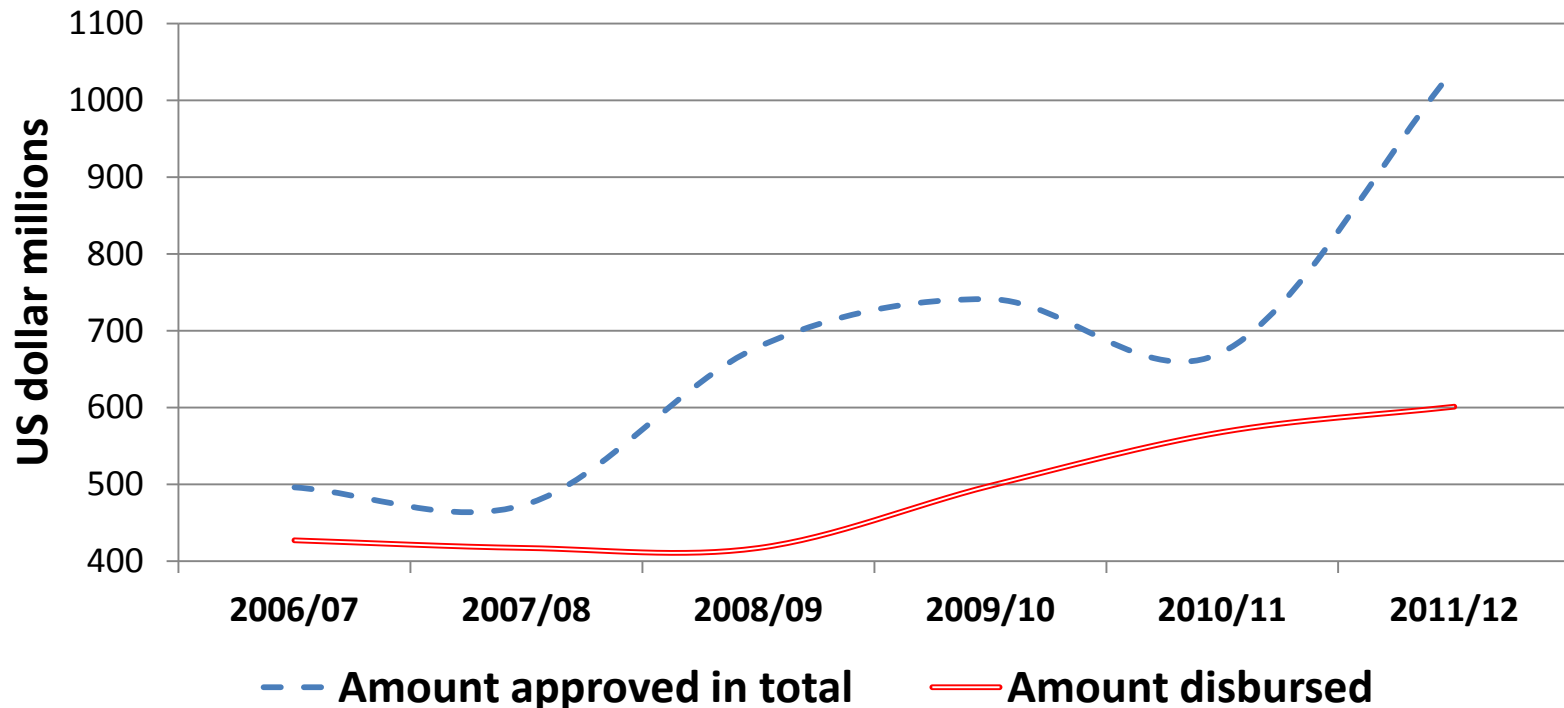


IFAD financing and cofinancing



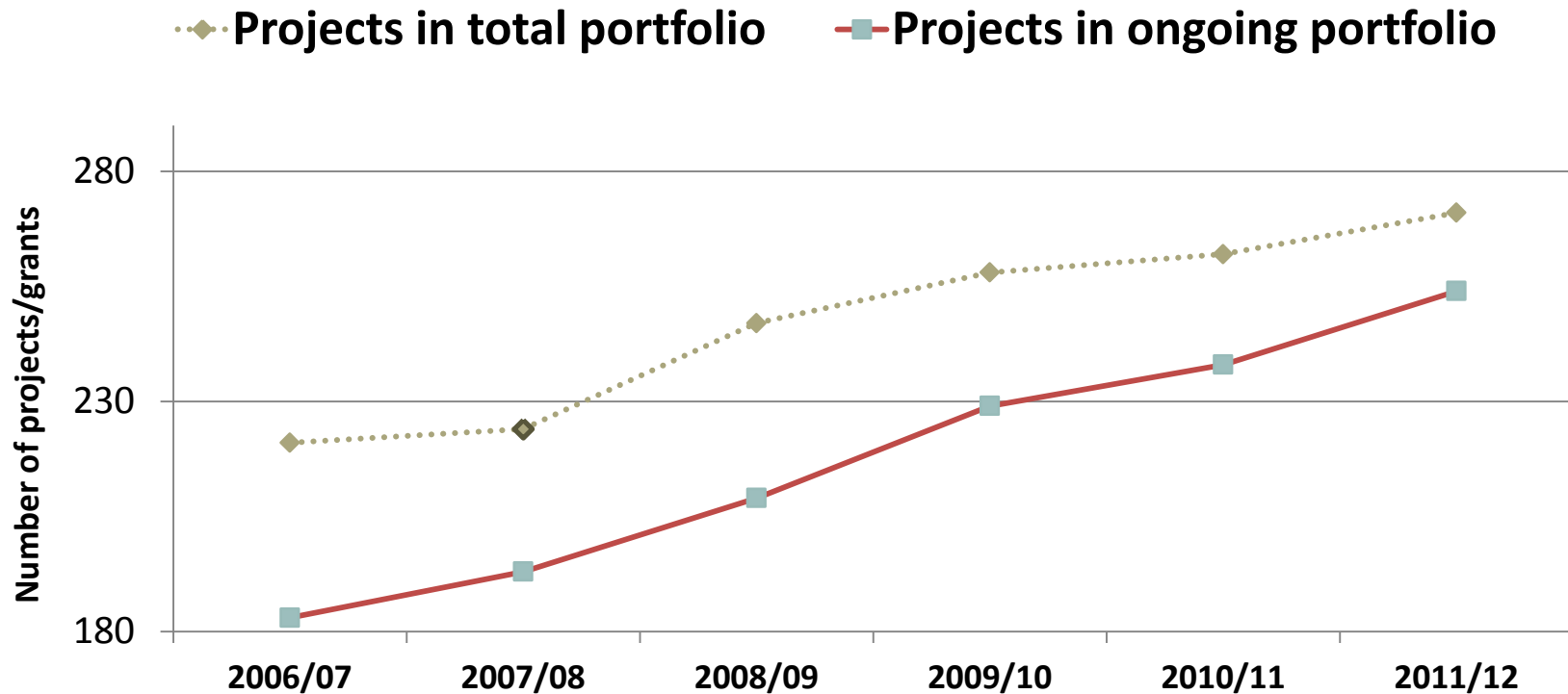
Amount approved and disbursed

- Amount approved has gone up dramatically
- Significant improvement in disbursement shows major improvements in project implementation



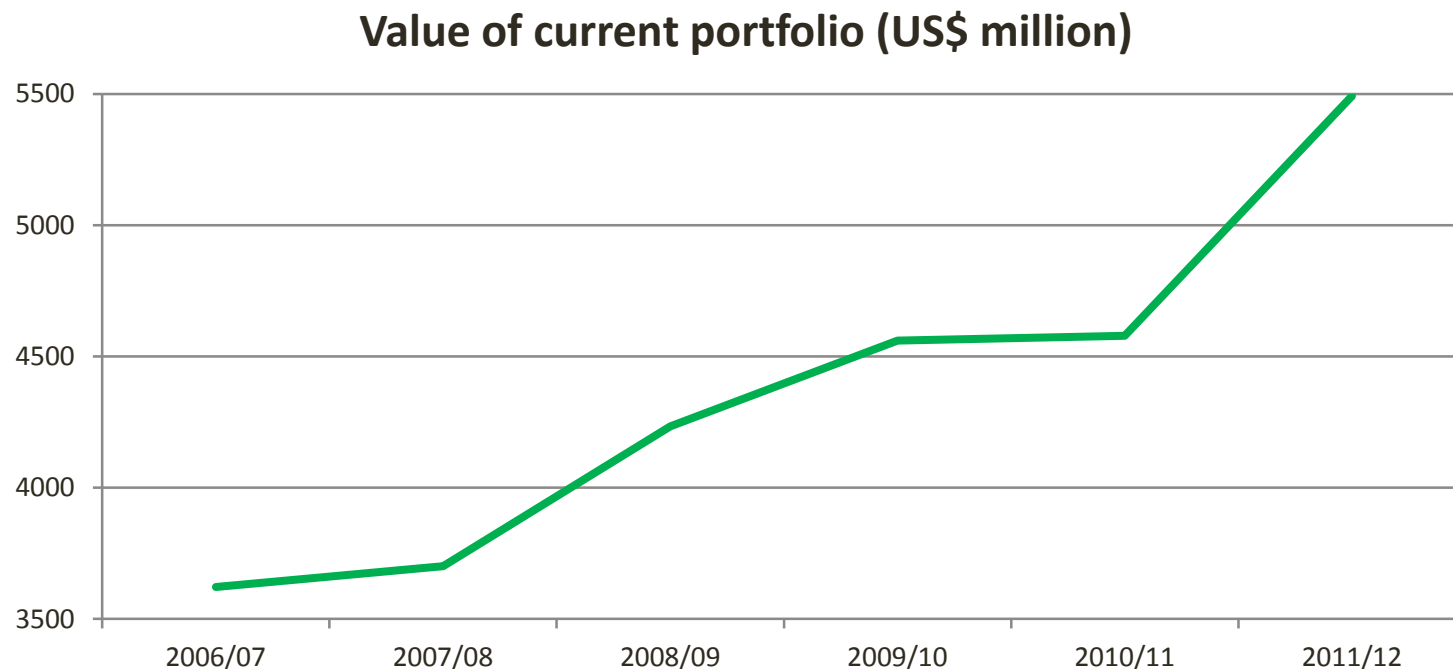
Number of investment projects and grants

- Number of projects in the portfolio has increased steadily
- Projects are becoming effective more quickly



Value of current portfolio

- The value of current portfolio has increased remarkably in recent years



What does IFAD do with these funds?

IFAD's thematic focus



Improving basic foods and staples



Including cash crops



Integrating livestock to match rising demand



Developing private and cooperative agroprocessing and marketing

Supporting markets for smallholder farmers



- Farm inputs



- Storage



- Agro-processing



- Agro-marketing

Peru: Management of Natural Resources in the Southern Highlands Project – agriculture services



Peru - Key innovations being scaled up



Competitions among beneficiaries for NRM and small businesses



Local Resource Allocation Committees (LARC)



Local talent mobilized



Direct transfer of public funds to community organizations



Women's saving accounts

Enabling poor rural people to overcome poverty



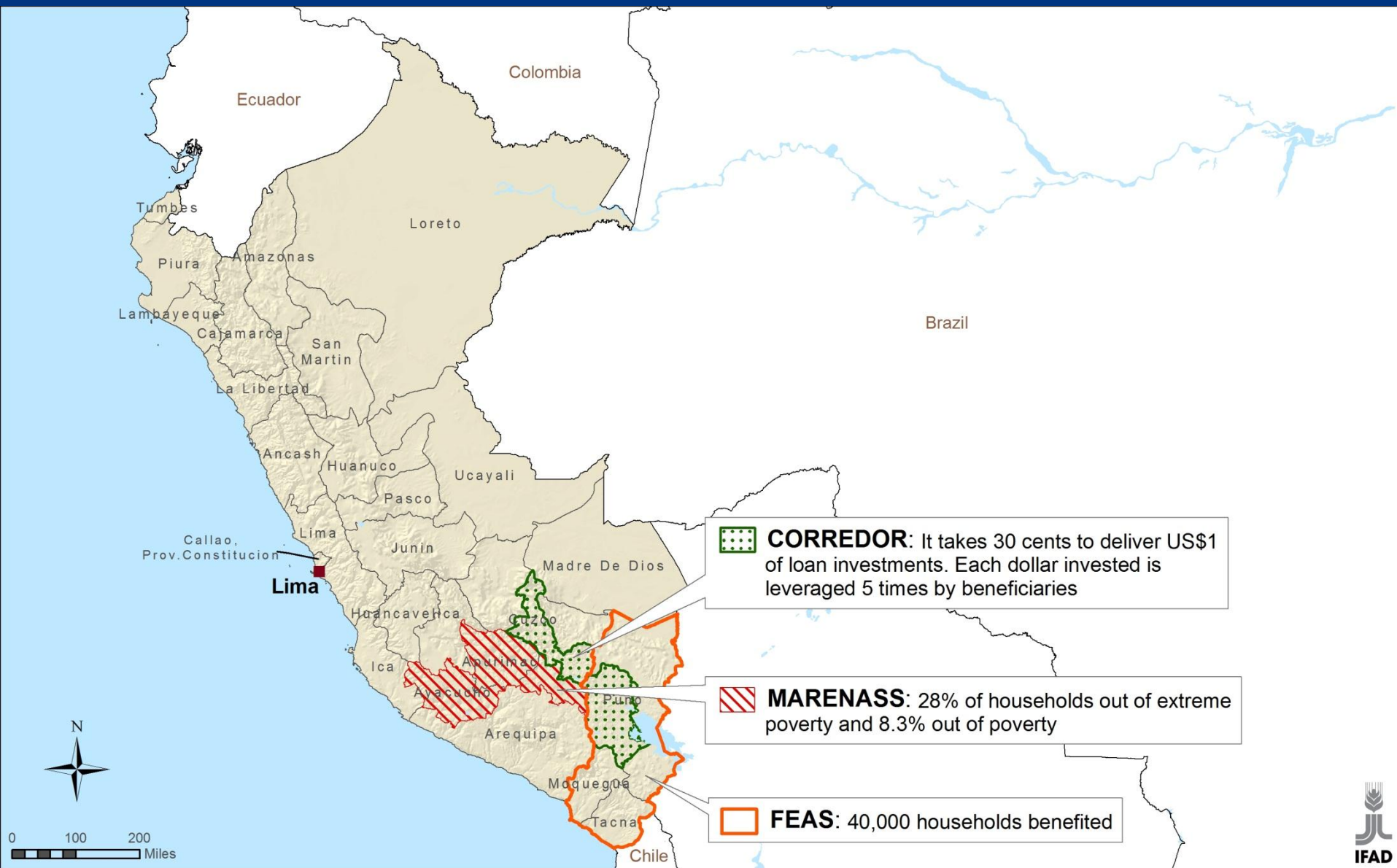
Peru: effectiveness - impact - efficiency



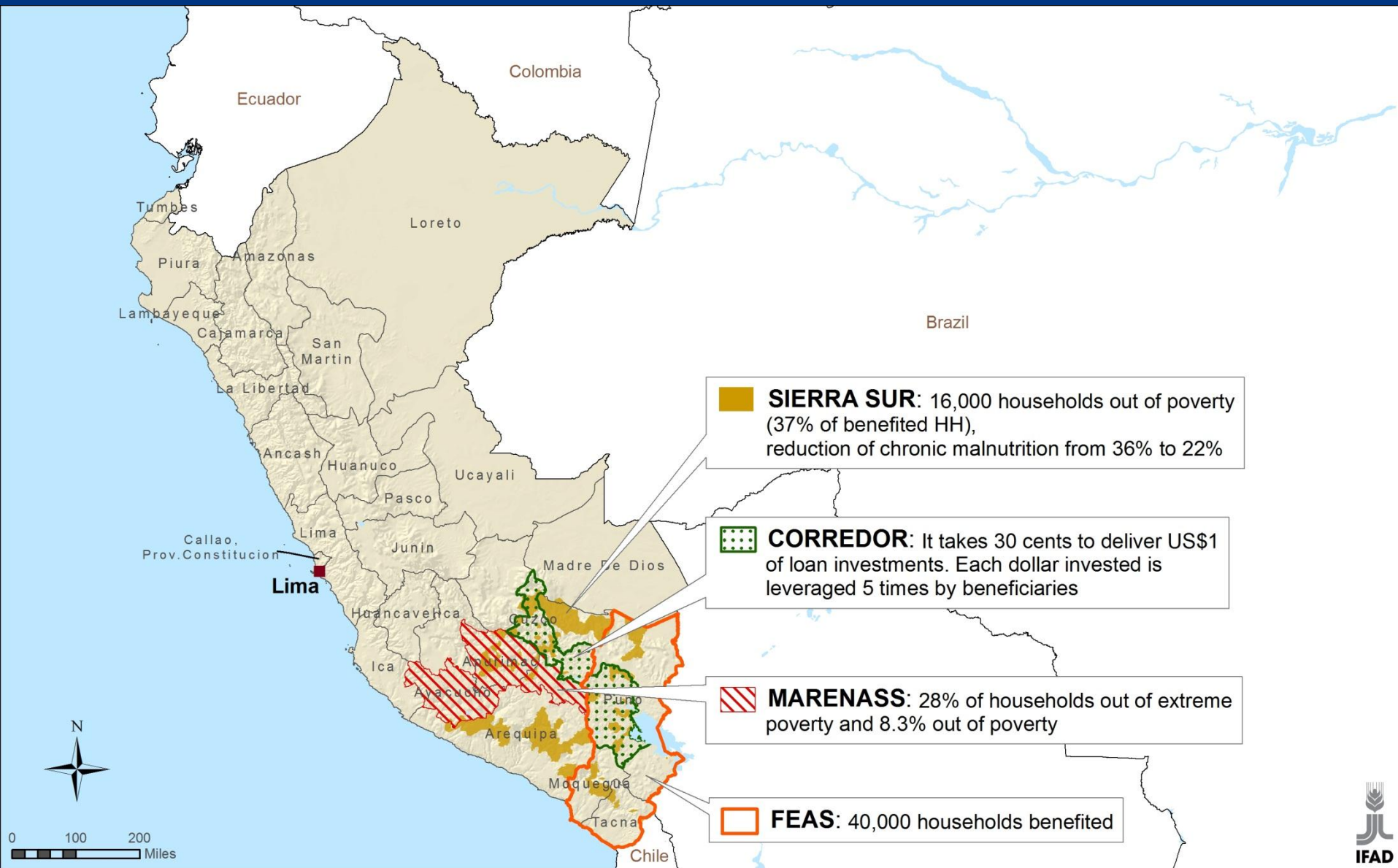
Peru: effectiveness - impact - efficiency



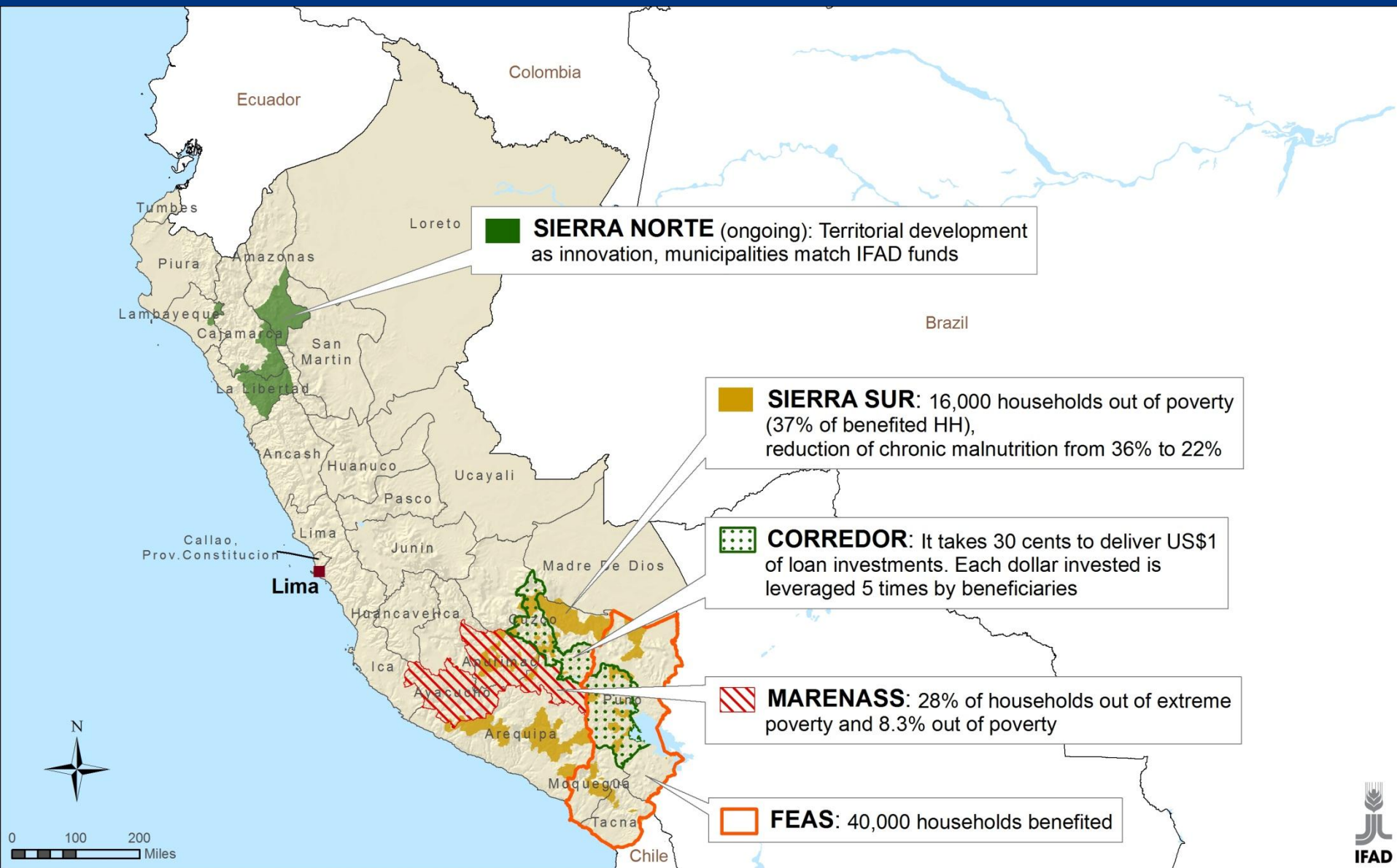
Peru: effectiveness - impact - efficiency



Peru: effectiveness - impact - efficiency



Peru: effectiveness - impact - efficiency




India: women's self-help groups for empowerment and micro-finance services



Niger: Second Maradi Rural Development Project - Irrigation to increase productivity and ensure food security



Mauritania: Agricultural Rehabilitation Programme - reforestation to restore environmental balance and prevent climate change



Ethiopia: Rehabilitation of drought-affected areas



Changes in farmers' income – examples from China

	Changes in farmers' net income per capita in project areas				Changes in farmers' net income per capita in non-project areas			
	<i>Before project (RMB)</i>	<i>After project (RMB)</i>	<i>Added (RMB)</i>	<i>Increase (%)</i>	<i>Before project (RMB)</i>	<i>After project (RMB)</i>	<i>Added (RMB)</i>	<i>Increase (%)</i>
<i>Total</i>	299.13	669.63	370.5	123.86	2,760	4,080	1,320	47.83
1. Beicheng in Jilin 300_CN	748	1,184	436	58.2	1,080	1,350	270	25.00
2. Northern Pasture in Neimeng, Hei Longjiang, Hebei 62_CN	103	403	300	291.26	104	325	221	212.50
3. Hebei 107_CN	205	373	168	81.95	281	367	86	30.60
4. Guangdong 195_CN	999	2,335	1,336	133.73	970	1,399	429	44.23
5. Yantai in Shandong 254_CN	338	1,062	724	214.20	325	639	314	96.62

Source: Based on data provided by IFAD in China and IFAD project completion reports of provinces concerned.

Results Measurement Framework

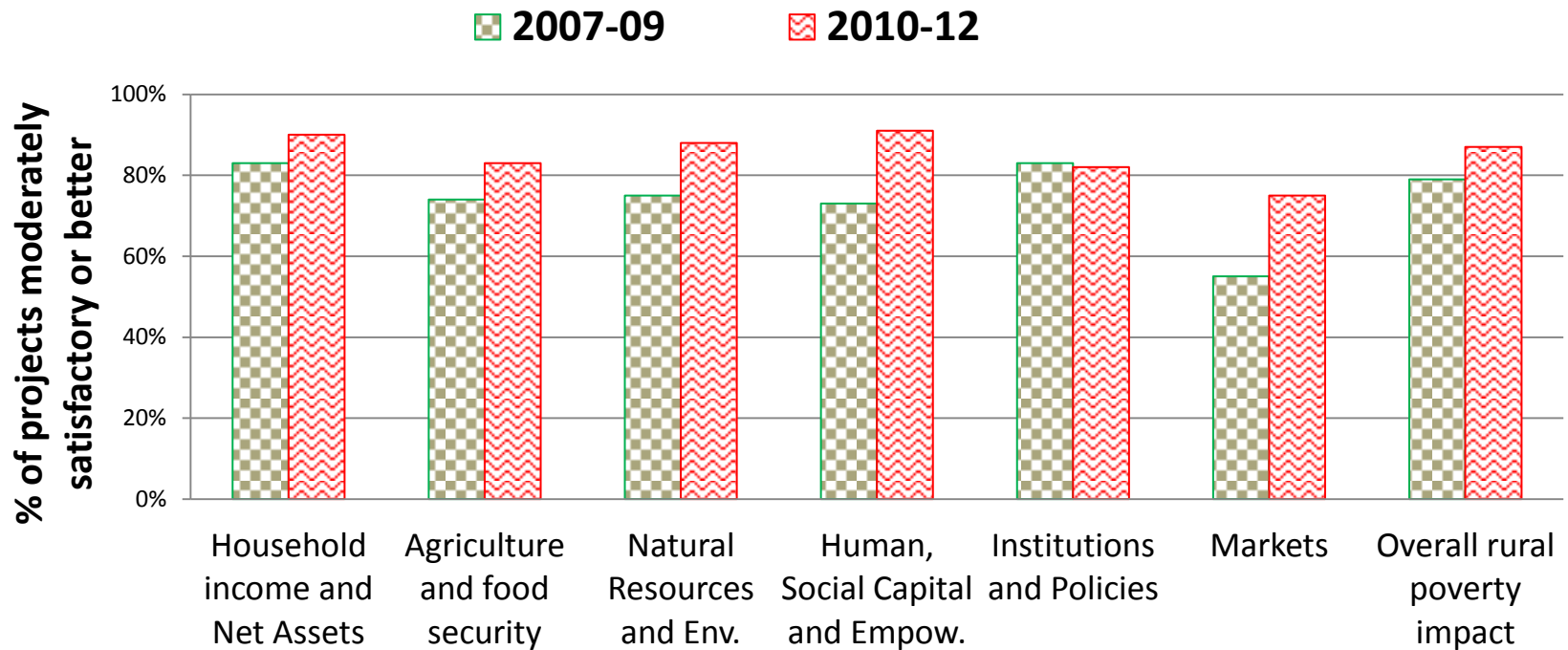
IFAD has delivered real results

<i>Results</i>	<i>Baseline year</i>	<i>Baseline value</i>	<i>2010 achievement</i>	<i>2012 target*</i>	<i>2015 target</i>
People receiving services from IFAD-supported projects	2007	29 million	43 million	60 million	90 million
Male:female ratio	2007	57:43	54:45	50:50	
Land under improved management (hectares)	2008	3.9 million	5.5 million	Monitored	
Area under rehabilitation (hectares)	2008	228 000	373 000	Monitored	
People trained in crop production	2008	1.7 million	4.51 million	Monitored	
Male:female ratio			66:35		
Active borrowers from rural financial services	2008	4.4 million	2.7 million	Monitored	
Male:female ratio			43:57		
Marketing groups formed	2008	25 000	13 000	Monitored	
Community action plans	2008	24 000	28 000	Monitored	

* Only two targets established: Number of people receiving services, disaggregated by gender.

Project performance at completion - comparison over 6 years

- Remarkable improvements of projects at completion in last 3 years shows significantly better outcomes and impact

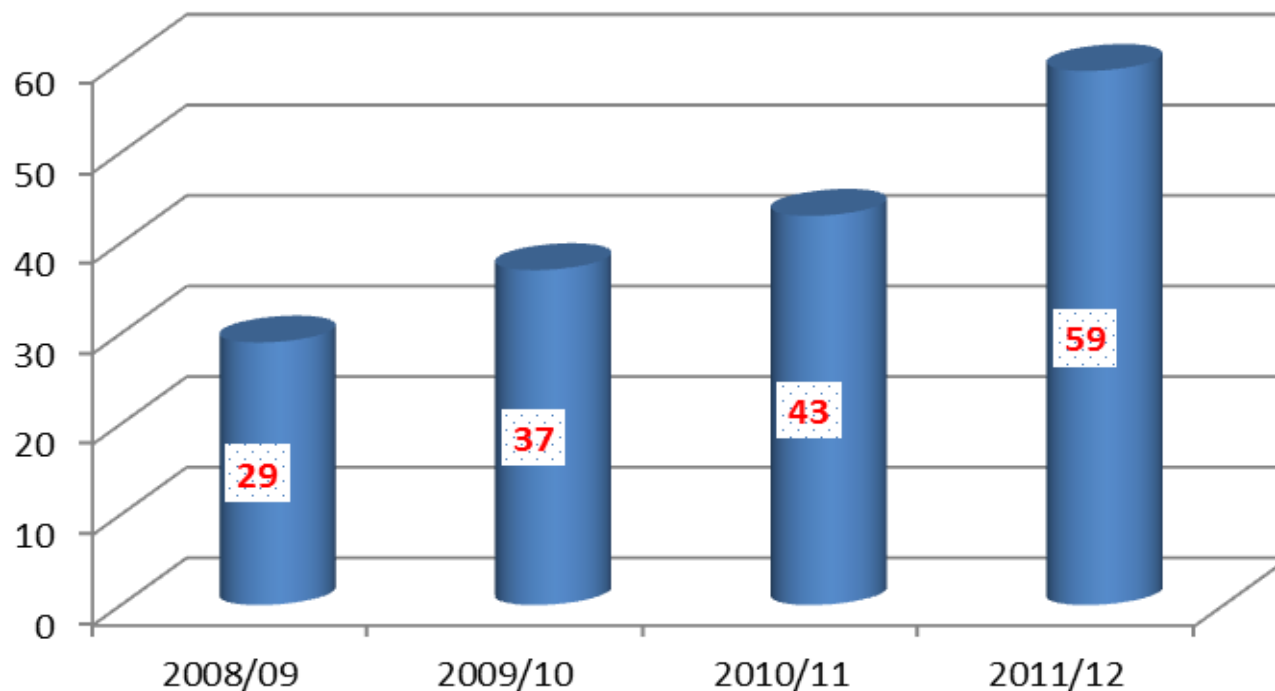


Country programme and project outcomes

Indicator	Independent External Evaluation baseline (2005)	RMF baseline	Actual 2012
Percentage of projects rated 4 or better at completion for:			
Effectiveness	67	87	91
Rural poverty impact on target group	55	83	86
Gender equality	-	76	90
Innovation learning and/or scaling up	25-50	72	91
Sustainability of benefits	40	75	71
Relevance	100	94	95
Efficiency	45	65	68

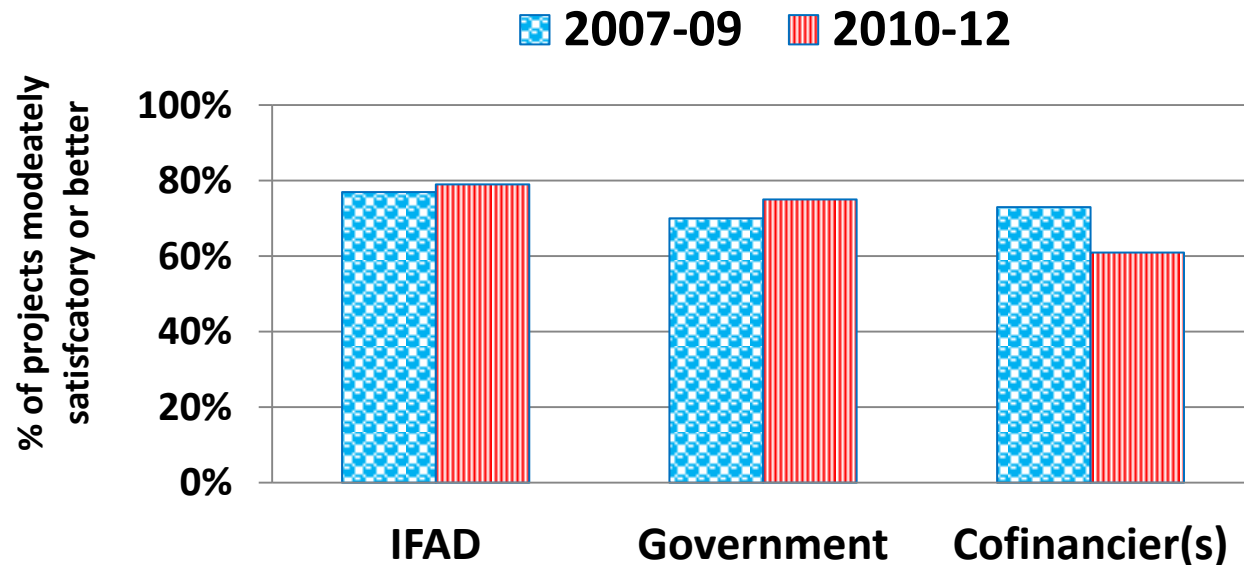
Number of people reached

- IFAD's outreach has improved dramatically
- This will help more people to move out of poverty.



Partner performance

- As a partner IFAD's own performance has improved
- Performance of the borrowing governments has also improved
- Together they explain the improvements we have achieved in the portfolio performance



IFAD partners with others in producing knowledge products



IFAD's results framework has evolved further

We have expanded our results framework.

Beginning 2013 we will also measure and report on:

- Number of people moving out of poverty (80 million people by 2015)
- Number of people receiving services from IFAD-supported projects (90 million by 2015).
- Household asset ownership
- Level of child malnutrition
- Length of hungry season
- Comprehensive measure of IFAD's performance on gender issues

Main issues

1. Contributing to improved project performance
2. Broadening partnerships with the private sector
3. Mobilizing cofinancing
4. Scaling up and sustaining project impact in the long term
5. Policy dialogue globally and at country level
6. Integrating ASAP and climate change into our programmes
7. Increasing IFAD's internal efficiency
8. Improving M&E and impact assessment, learning faster from our own and others experiences