
جمهورية الفلبين
برنامج الفرص الاستراتيجية القطرية
2028-2023

الوثيقة: EB 2023/OR/4

التاريخ: 22 أغسطس/أب 2023

التوزيع: عام

اللغة الأصلية: الإنكليزية

للاستعراض

الإجراء: المجلس التنفيذي مدعو إلى استعراض برنامج الفرص الاستراتيجية القطرية للفترة 2028-2023 لجمهورية الفلبين.

الأسئلة التقنية:

Umit Mansiz

المدير القطري

شعبة آسيا والمحيط الهادي

البريد الإلكتروني: u.mansiz@ifad.org

Reehana Raza

المديرة الإقليمية

شعبة آسيا والمحيط الهادي

البريد الإلكتروني: r.raza@ifad.org

جدول المحتويات

ii	خريطة العمليات الممولة من الصندوق في البلد
iii	موجز تنفيذي
1	أولا - السياق القطري
1	ألف- السياق الاجتماعي والاقتصادي
2	باء- سيناريو الانتقال
2	جيم- النظام الغذائي وجدول أعمال القطاع الزراعي والريفي
3	ثانيا- مشاركة الصندوق: الدروس المستفادة
3	ألف- النتائج المحققة خلال برنامج الفرص الاستراتيجية القطرية السابق
5	باء- الدروس المستفادة من برنامج الفرص الاستراتيجية القطرية السابق والمصادر الأخرى
6	ثالثا- استراتيجية البرامج القطرية التحويلية
6	ألف- نظرية التغيير لبرنامج الفرص الاستراتيجية القطرية
7	باء- الغاية العامة والأهداف الاستراتيجية
9	جيم- المجموعة المستهدفة واستراتيجية الاستهداف
10	رابعا- تدخلات الصندوق
10	ألف- أدوات التمويل
10	باء- المشاركة في السياسات على المستوى القطري
11	جيم- بناء المؤسسات
11	دال- الابتكار
11	هاء- إدارة المعرفة
11	واو- تكنولوجيا المعلومات والاتصالات من أجل التنمية
12	زاي- الشراكة الاستراتيجية والتعاون بين بلدان الجنوب والتعاون الثلاثي
12	خامسا- تنفيذ برنامج الفرص الاستراتيجية القطرية
12	ألف- حجم الاستثمار ومصادره
13	باء- موارد من أجل الأنشطة الإضافية
13	جيم- الشفافية
14	دال- إدارة البرنامج القطري
14	هاء- الرصد والتقييم
14	سادسا- مشاركة المجموعات المستهدفة
14	سابعا- إدارة المخاطر

الملحق: مشروعات القروض والمنح: برنامج الفرص الاستراتيجية القطرية للفلبين 2017-2022

فريق تنفيذ برنامج الفرص الاستراتيجية القطرية

Reehana Raza المدبرة الإقليمية:

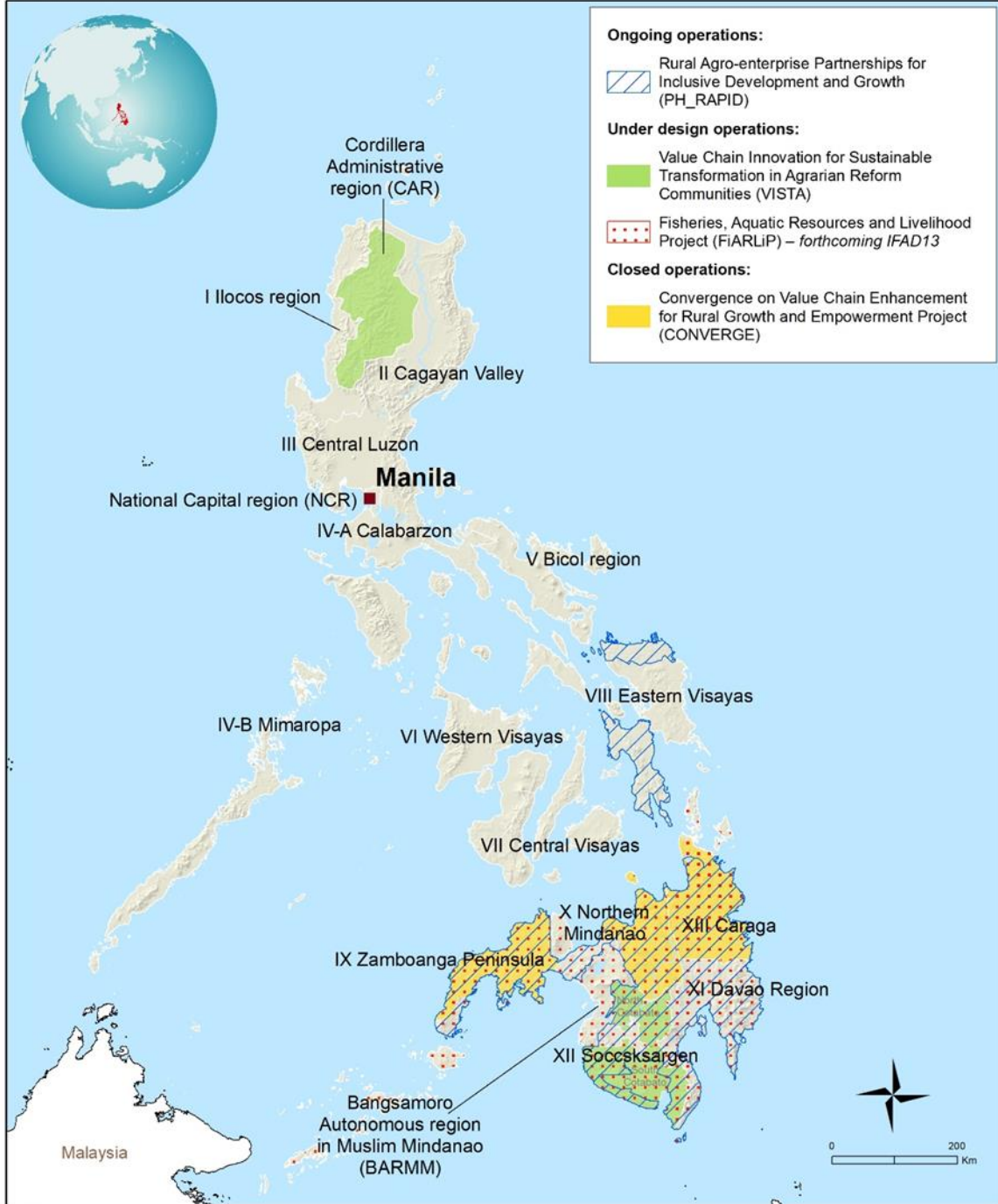
Umit Mansiz المدير القطري:

عبد الكريم سما الخبير الاقتصادي الإقليمي:

Mathilde Iweins الأخصائية التقنية الرئيسية:

Dung Le موظف الشؤون المالية:

خريطة العمليات الممولة من الصندوق في البلد



إن التسميات المستخدمة وطريقة عرض المواد في هذه الخريطة لا تعني التعبير عن أي رأي كان من جانب الصندوق فيما يتعلق بتقسيم الحدود أو التحويم أو السلطات المختصة بها.

أعد هذه الخريطة الصندوق الدولي للتنمية الزراعية | 2023-05-22

موجز تنفيذي

- 1- جمهورية الفلبين بلد متوسط الدخل من الشريحة الدنيا يسعى إلى الانتقال إلى وضع البلد المتوسط الدخل من الشريحة العليا بحلول عام 2028. وتتميز جزرها البالغ عددها 7 100 جزيرة وسكانها الذين يبلغ عددهم 110 ملايين شخص، بتنوع السياقات الاقتصادية، والديمقراطية، والاجتماعية، والثقافية، وتلك المتعلقة بالموارد الطبيعية التي تضم بعض أشد النظم الإيكولوجية هشاشة في العالم.
- 2- وقد حققت الفلبين نموا سريعا على صعيد الاقتصاد الكلي واستقرارا خلال العقد الماضي، ولكن الفوائد ليست موزعة بالتساوي. ويستمر الفقر المدقع والجوع، ولا سيما في المناطق الريفية والجنوبية من البلد. وفي عام 2021، بلغت نسبة انتشار الفقر 18.1 في المائة، وكان ما يقرب من 20 مليون شخص يعيشون دون خط الفقر.
- 3- وتواجه الفلبين بعضا من أعلى مستويات مخاطر الكوارث في العالم، والتي يتوقع أن تزداد شدة مع تغير المناخ. والقطاع الزراعي ضعيف على نحو خاص في وجه آثار تغير المناخ.
- 4- وتشدد الحكومة بشكل كبير على التنمية الريفية، وزيادة الأمن الغذائي، واستحداث فرص العمل. ولتحقيق هذه الأهداف، يحتاج البلد إلى التركيز على تعزيز التكيف مع تغير المناخ، وبناء القدرة على الصمود، وتحسين القدرة الإنتاجية للمحاصيل العالية القيمة مثل البن، والكافوا، والفاكهة، وأصناف الجوز.
- 5- ويسترشد برنامج الفرص الاستراتيجية القطرية 2028-2023 بخطة الفلبين الإنمائية للفترة 2023-2028، والإطار الاستراتيجي للصندوق للفترة 2016-2025، والأولويات المحددة في المساهمة المحددة وطنيا للفلبين 2021، والخبرة التشغيلية للصندوق في البلد.
- 6- وتتمثل غاية برنامج الفرص الاستراتيجية القطرية في الحد من الفقر الريفي، وزيادة الأمن الغذائي، وتعزيز سبل العيش، وتحسين القدرة على الصمود في وجه تغير المناخ. ويركز برنامج الفرص الاستراتيجية القطرية على نمو سلاسل القيمة الشاملة، والمربحة، والمدارة بكفاءة، مع تعزيز الحفظ البيئي، والقدرة على الصمود القائمة على المجتمع المحلي في المناطق المستهدفة في الوقت نفسه.
- 7- وللبرنامج القطري هدفان استراتيجيان:
 - الهدف الاستراتيجي 1: تحسين قدرة صغار المنتجين على الصمود في وجه الصدمات الاقتصادية والمناخية، وحماية وإنعاش النظم الإيكولوجية الهشة للبلد.
 - الهدف الاستراتيجي 2: تعزيز سلاسل القيمة الزراعية الشاملة والمستدامة والقدرة على الصمود من أجل زيادة الإنتاجية، وفرص العمل، والدخل للمجتمعات المحلية الريفية الفقيرة.
- 8- وسيستند الاستهداف الجغرافي إلى البيانات المتوفرة عن الفقر، والمناخ، والهشاشة البيئية. وسيركز برنامج الفرص الاستراتيجية القطرية على فيساياس، ومينداناو، ومنطقة بانجسامورو المتمتعة بالحكم الذاتي في مينداناو المسلمة، ومرتفعات لوزون الشمالية، حيث مستويات الفقر والهشاشة أكثر وضوحا ويمكن للحكومة توسيع نطاق المبادرات الناجحة بشكل فعال.
- 9- وسيمول برنامج الفرص الاستراتيجية القطرية الحالي من دورتي تمويل في الصندوق. وستستخدم المخصصات من كل دورة لتمويل مشروع واحد بذاته. فستمول الأموال من دورة التجديد الثاني عشر لموارد الصندوق مشروع الابتكار في سلاسل القيمة من أجل التحول المستدام للمجتمعات المحلية التي يشملها الإصلاح الزراعي. وسيركز المشروع الثاني، من دورة التجديد الثالث عشر لموارد الصندوق، على

المجتمعات المحلية الفقيرة في المناطق الساحلية، ويربط تنمية سلاسل القيمة بحماية الموارد والقدرة على الصمود.

أولا - السياق القطري

- 1- جمهورية الفلبين بلد متوسط الدخل من الشريحة الدنيا، وذات مؤشر تنمية بشرية متوسط، ويبلغ عدد سكانها 110 ملايين شخص يعيش حوالي 53 في المائة منهم في المناطق الريفية. ويتألف البلد من 7 100 جزر في ثلاث مجموعات من الجزر وهي: لوزون، وفيسايس، ومينداناو. وبشكل عام، يُعد 18 في المائة من سكان الفلبين فقراء. وهناك عدم مساواة بين المناطق الجغرافية مثل المرتفعات، والجزر، والمناطق الطبيعية النائية.¹ وشهد الاقتصاد تاريخياً نمواً مطرداً نسبته 6-7 في المائة قبل عام 2020،² ولكنه سجل نمواً سالباً (-9.5 في المائة) تلك السنة بسبب جائحة كوفيد-19. وقد انتعش الاقتصاد ومن المتوقع أن يواصل نموه المطرد خلال فترة برنامج الفرص الاستراتيجية القطرية.
- 2- وتواجه الفلبين بعضاً من أعلى مستويات مخاطر الكوارث في العالم، وتحتل المرتبة الأولى بين 193 بلداً في جميع أنحاء العالم، بدرجة 46.82³ على المؤشر العالمي لقياس المخاطر. والقطاع الزراعي ضعيف بشكل خاص في وجه آثار تغير المناخ. وفي غياب التكيف الفعال والحد من مخاطر الكوارث، من المحتمل أن يؤدي تغير المناخ إلى تفاقم المستويات العالية الحالية لعدم المساواة في الدخل والثروة، وسيبتاطاً التقدم المحرز في التخفيف من الفقر.⁴

ألف- السياق الاجتماعي والاقتصادي

الجدول 1 المؤشرات القطرية	
المؤشر	البيانات (من عام 2021، إلا إذا ذكر خلاف ذلك)
الدخل القومي الإجمالي للفرد الواحد	364 000 دولار أمريكي
نمو الناتج المحلي الإجمالي	5.7%
الدين العام (كنسبة مئوية من الناتج المحلي الإجمالي)	43.4 ^أ
نسبة خدمة الدين	7.2% ^ب
نسبة الدين إلى الناتج المحلي الإجمالي	62.1% ^ج
معدل التضخم	3.9%
حجم السكان	111 046 910
عدد السكان الإناث	55 306 249 ^د
عدد السكان الشباب (الذين تتراوح أعمارهم بين 15 إلى 30 سنة)	31 402 000 ^{هـ}
معدل البطالة	2.4% ^و
مؤشر الهشاشة (2022)	80.5 (مرتفع)
مؤشر إدارة المخاطر الخاص بمكتب الأمم المتحدة لتنسيق الشؤون الإنسانية (2022)	5.3 (مرتفع)

^أ <https://data.worldbank.org/country/philippines?view=chart>

^ب <https://data.worldbank.org/indicator/DT.TDS.DECT.GN.ZS?locations=PH>

^ج https://www.treasury.gov/ph/wp-content/uploads/2022/09/NG-Debt-Press-Release-July-2022_final.pdf

^د بنك التنمية الآسيوي 2009. الفقر في الفلبين: الأسباب والقيود والفرص. مدينة ماندالويونغ، الفلبين

¹ بنك التنمية الآسيوي. 2009. الفقر في الفلبين: الأسباب والقيود والفرص. مدينة ماندالويونغ، الفلبين.

² Statista: <https://www.statista.com/statistics/578787/share-of-economic-sectors-in-the-gdp-in-philippines/>

³ <https://weltrisikobericht.de/weltrisikobericht-2022-e/#:~:text=%C2%A9%20Haddad%20%2F%20Welthungerhilfe-.WorldRiskIndex.mean%20of%20exposure%20and%20vulnerability.>

⁴ المخاطر المناخية. الملامح القطرية. بنك التنمية الآسيوي.

⁵ <https://psa.gov.ph/content/age-and-sex-distribution-philippine-population-2020-census-population-and-housing>
⁶ <https://nyc.gov.ph/2021-youth-statistics-update/>
⁷ مكتب الأمم المتحدة لتنسيق الشؤون الإنسانية

باء- سيناريو الانتقال

3- تطمح الفلبين إلى التخرج إلى فئة البلدان "المتوسطة الدخل من الشريحة العليا" بحلول عام 2028 من خلال الإصلاحات الهيكلية وبرنامج للانتعاش الاجتماعي والاقتصادي يهدف إلى الحد من الفقر بنسبة 9 في المائة⁵ وتحسن العجز المالي للبلد من 8.3 في المائة من الناتج المحلي الإجمالي في عام 2020 إلى 6.5 في المائة من الناتج المحلي الإجمالي في عام 2022، ولكن الإنفاق التنشيطي خلال الجائحة تسبب في ارتفاع نسبة الدين الوطني إلى 63.7 في المائة من الناتج المحلي الإجمالي. وسيكون الصندوق أكثر استباقية في المشاركة في السياسات وفي إقامة شراكات جديدة لتحسين دعم الجهود القطرية الرامية إلى تحقيق اقتصاد أخضر ومسار تحولي ريفي شامل أكثر استدامة.

جيم- النظام الغذائي وجدول أعمال القطاع الزراعي والريفي

4- تشغل الزراعة 24.8 في المائة من القوى العاملة للبلد⁶ وتمثل 42.5 في المائة من استخدام الأراضي⁷. غير أن قطاع الزراعة يتسم بالإنتاجية المنخفضة، والقيود التجارية، والوصول المحدود إلى التكنولوجيا. وتقوض أوجه عدم المساواة الريفية إمكانات الإنتاج المستدام للأغذية، نظرا إلى أن معظم الأسر المعيشية تعمل في زراعة الكفاف وتعتمد على مصادر دخل غير زراعية.

التحديات والفرص

5- الأراضي الزراعية مجزئة⁸ وترتيبات الحيازة ضعيفة؛ والمنازعات على حيازة الأراضي شائعة، وسندات ملكية الأراضي وإدارتها معقدة. وغالبا ما يكون منظور النساء الريفيات والشعوب الأصلية بشأن المسائل المتعلقة بالأراضي غائبا⁹ والمزارعون يتقدمون في السن، حيث يبلغ وسطي سن الرجال 46 سنة، والنساء 52 سنة¹⁰ وعلى مدى السنتين الماضيتين، أعيق النمو الزراعي بسبب شح المدخلات وارتفاع كلفتها، وارتفاع أسعار الوقود بسبب الحرب في أوكرانيا، وجائحة كوفيد-19، وانتشار حمى الخنازير الأفريقية¹¹. وهناك فجوات بين السياسات والممارسات بالنسبة لمعايير إصدار الشهادات والإنتاج، ووصول محدود إلى الأسواق، وتكنولوجيا المعلومات، والخدمات المالية.

6- وتحتل البلد المرتبة الخامسة عالميا من حيث الظواهر الجوية المتطرفة¹² وقد تسببت الكوارث الطبيعية بخسائر وأضرار تقدر بنحو 23 مليار دولار أمريكي منذ عام 1990. وتتسبب الكوارث الطبيعية في فقر أكثر

⁵ موجز الفقر والإنصاف، البنك الدولي، أكتوبر/تشرين الأول 2022

⁶ https://psa.gov.ph/sites/default/files/per_cent28ons-cleared_per_cent29_FO_per_cent207_Employment_per_cent20and_per_cent20Wages_per_cent20ao_per_cent20ONS-21122021_ONSF-signed.pdf

⁷ <https://data.worldbank.org/indicator/AG.LND.AGRI.ZS?locations=PH>

⁸ Reyes, C, 2021, *Is eradicating poverty in the Philippines by 2030 doable?* Policy Notes no. 2021-13

⁹ [landindex partners with IFAD on landmonitor project. Global Land Governance Index. October 2022](https://www.landindex.org/landmonitor)

¹⁰ البنك الدولي. 2020. تحويل الزراعة في الفلبين: خلال جائحة كوفيد-19 وما بعدها.

¹¹ البنك الدولي. توقعات الفقر الكلي. أكتوبر/تشرين الأول، 2022.

¹² <https://www.fie.undef.edu.ar/ceptm/pdf/misiones/01.pdf>

من مليون فلبيني سنويا في المتوسط.¹³ وقد أدى التكثيف الزراعي غير المستدام إلى تدهور التربة ويهدد استدامة قطاع الزراعة والاقتصاد الريفي.

- 7- وعلى الرغم من هذه التحديات، هناك فرص كبيرة في قطاع الزراعة. فلدى الفلبين أراض خصبة ونباتات متنوعة، وإمكانات كبيرة لمزيد من التوسع في تربية الأحياء المائية، وبيئة تمكينية قوية للقطاع الخاص؛ كما أن للأدوات الرقمية إمكانات كبيرة لتعزيز تجارة الأغذية الزراعية.
- 8- وهناك التزام وطني متجدد بضمان الإدارة المستدامة للموارد الطبيعية،¹⁴ والنظم الإيكولوجية الهشة من خلال بناء قدرات التكيف وتعزيز إمكانات التخفيف من آثار تغير المناخ من خلال تخفيض انبعاثات غازات الدفيئة بنسبة 75 في المائة.¹⁵

سياسة الحكومة والإطار المؤسسي

- 9- تركز التنمية طويلة الأجل في الفلبين إلى رؤية مجتمع مزدهر من الطبقة المتوسطة لا يوجد فيه أي فقير (AmBisyon Natin 2040). وقامت الحكومة الجديدة بالموافقة على / باعتماد خطة الفلبين الإنمائية في يناير/كانون الثاني 2023. ويساهم برنامج الفرص الاستراتيجية القطرية مباشرة في تحقيق حصائل عديدة في الزراعة، والأمن الغذائي، والعمل المناخي.
- 10- وتشمل السياسات والخطط الرئيسية ما يلي: الخطة الوطنية للتحديث والتصنيع في مجالي الزراعة ومصايد الأسماك 2021-2030؛ والخطة الوطنية لتنمية صناعة مصايد الأسماك (2021-2025)؛ والمبادرة الوطنية للتضامن من أجل التنمية الريفية المستدامة، التي تهدف إلى معالجة التجزئة وحماية الموارد الطبيعية من خلال المؤسسات المراعية للبيئة وفرص سبل العيش؛ والمساهمة المحددة وطنيا للفلبين 2021، بتركيزها على بناء قدرات التكيف والقدرة على الصمود. ويحدد الملف الرئيسي الثالث (الذيل الثاني) المؤسسات الرئيسية.
- 11- وتتمثل الفجوات الرئيسية في تحقيق الأهداف الاستراتيجية من حيث المجالات المتعلقة بالسياسات والمؤسسات في: (1) ضعف التنسيق بين الوكالات المشاركة في التخفيف من مخاطر البيئة، وآثار تغير المناخ، والكوارث؛ (2) نقص المشاركة الاستباقية من قبل الوكالات التي توفر الحصول على التمويل؛ (3) ضعف المشاركة البرامجية مع الوحدات الحكومية المحلية، والتفاوتات في قدراتها ومواردها.

ثانيا- مشاركة الصندوق: الدروس المستفادة

ألف- النتائج المحققة خلال برنامج الفرص الاستراتيجية القطرية السابق

- 12- تمثلت الغاية الاستراتيجية لبرنامج الفرص الاستراتيجية القطرية السابق (2017-2022) في تزويد الحكومة بمسارات ابتكارية وقابلة لتوسيع النطاق بغية الحد من الفقر الريفي. وتمثل الهدف الاستراتيجي لبرنامج الفرص الاستراتيجية القطرية في "إحداث بيئة ونظم إيصال تمكينية لدعم سلاسل قيمة الأغذية الزراعية التنافسية، والشاملة، والقادرة على الصمود."
- 13- ونفذ برنامج الفرص الاستراتيجية القطرية خلال وقت يتسم بتغيير سياقي كبير وتمكن من التكيف وفقا لذلك. وشملت التغييرات الهامة في السياق بداية جائحة كوفيد-19 العالمية، وإنشاء منطقة بانجسامورو المتمتعة بالحكم الذاتي في مينداناو المسلمة كمنطقة ذات استقلالية إضافية وصلاحيات مالية وتشريعية، ونزاع رئيسي

¹³ البنك الدولي. تسخير النمو لصالح الفقراء. 2018.

¹⁴ Briones, R, 2021, *Philippine agriculture: Current states, challenges, and ways forward*, Policy Notes, No. 2021, 12

¹⁵ بشروط الدعم الخارجي. (Philippines Nationally Determined Contribution (NDC).

في ماراوي وحُكم مانداناس-غارسيا، الذي أعطى مسؤولية إضافية للوحدات الحكومية المحلية عن التنمية المحلية المستدامة.

14- وشملت الحافظة الإقراضية خلال فترة برنامج الفرص الاستراتيجية القطرية السابق خمسة مشروعات، كانت أربعة منها جارية ومشروعاً واحداً قيد الإعداد عند بداية فترة برنامج الفرص الاستراتيجية القطرية الجديد. كما كانت هناك حافظة غير إقراضية نشطة لتعزيز توليد المعرفة وحوار السياسات بشأن الحد من الفقر، وزراعة أصحاب الحيازات الصغيرة، ومسائل رئيسية أخرى (الملحق الأول).

15- وتُبَلِّغ عدة مشروعات عن تخفيض في الفجوة بين عتبة الفقر ومستويات نصيب الفرد من الدخل السنوي للمستفيدين من المشروعات.¹⁶ وتُبلِّغ مشروع الالتقاء حول تعزيز سلاسل القيمة لأغراض النمو الريفي والتمكين عن انخفاض في انتشار الفقر إلى 22 في المائة، وتُبلغ المشروع الثاني لإدارة الموارد الزراعية في مرتفعات كورديليرا عن انخفاض في متوسط انتشار الفقر إلى 10.40 في المائة. وجرى الإبلاغ عن أن مشروع مصايد الأسماك والموارد الساحلية وسبل العيش ساهم في الحد من الفقر بين الأسر المعيشية لصيادي الأسماك بنسبة 10.6 نقطة مئوية.

16- وسعى برنامج الفرص الاستراتيجية القطرية السابق للوصول إلى 100 000 مزارع. وفي ديسمبر/كانون الأول 2022، شملت التغطية المبلغ عنها 68 692 من المستفيدين المباشرين من المشروعات. وكانت مشاركة النساء والشعوب الأصلية قوية، ولكن جرى إيلاء انتباه أقل إلى مشاركة الشباب. وكانت التركيبة الجنسانية الإجمالية للمشاركين في برنامج الفرص الاستراتيجية القطرية 35 في المائة من النساء و65 في المائة من الرجال؛ وكانت مشاركة الشباب بنسبة 9 في المائة، ومشاركة الشعوب الأصلية بنسبة 20 في المائة. وقد كان الصندوق ناجحاً في دعم المجتمعات المحلية للشعوب الأصلية في الفلبين من خلال البناء على القوانين التقليدية لتنظيم استخدام الموارد الطبيعية واستخدام الحراثة الزراعية وإعادة التشجير لحفظ التنوع البيولوجي.

17- وقام المشروع الثاني لإدارة الموارد الزراعية في مرتفعات كورديليرا، ومشروع مصايد الأسماك والموارد الساحلية وسبل العيش بأنشطة كبيرة لبناء القدرة التسويقية واعتماد نهج جديدة من خلال مدارس الأعمال الزراعية والقائمة على المياه. وأبلغ استعراض إنجاز برنامج الفرص الاستراتيجية القطرية أن 37 588 مزارعاً يستخدمون نهجاً محسنة.

18- وقد أسفر التجميع والتوحيد من خلال مجموعات المنتجين والتسويق القادرة على العمل والمشاركة بصورة رسمية أكثر في الأسواق، عن نتائج إيجابية للغاية. واستهدف برنامج الفرص الاستراتيجية القطرية 1 500 من منظمات/مؤسسات المنتجين الريفيين عن طريق شراكات/اتفاقيات رسمية. واعتباراً من مارس/آذار 2022، سُجِلت 945 شراكة/اتفاقية (63 في المائة) من هذا القبيل، وأبلغت 899 (95 في المائة) من هذه المنظمات عن أرباح أعلى.

19- وكان نهج سلاسل القيمة فعالاً من حيث التنافسية، ونتج عنه إنتاجية زراعية أعلى، وتجهيزاً أكثر كفاءة، ووصولاً أفضل إلى الأسواق، مما أدى في نهاية المطاف إلى زيادة دخل الأسرة المعيشية. وكان البرنامج القطري ناجحاً في إيجاد سلاسل قيمة مستدامة في مشروع مصايد الأسماك والموارد الساحلية وسبل العيش، ومشروع الالتقاء حول تعزيز سلاسل القيمة لأغراض النمو الريفي والتمكين، مستحدثاً 18 414 وظيفة جديدة. وكان استزراع الأعشاب البحرية أحد أكثر الأنشطة ربحية، مع معدل عائد داخلي مالي بنسبة 1 233 في المائة.

¹⁶ المبادرات المجتمعية لشمال مينداناو ومشروع إدارة الموارد.

- 20- ويبلغ البرنامج القطري عن فوائد تغذوية ناجمة عن زيادة إنتاج المنتجات الزراعية نتيجة لارتفاع الغلات والتنوع الأوسع للمنتجات، مما يساهم في استهلاك الأسر المعيشية، وزيادة المدخول الغذائي وتنوع الأنماط الغذائية.
- 21- وقدم مشروع الإدارة المتكاملة للموارد الطبيعية والبيئة إطارا لتصميم مشروعات فرعية لإصلاح وإدارة مستجمعات المياه في أحواض الأنهار المستهدفة، مع تجربة الإدارة المستدامة للغابات التي تغطي الغابات الطبيعية، والحراثة الزراعية، والمزارع التجارية. وكان نهج مجالس إدارة الخلجان نموذجا تجريبيا للوحدات الحكومية المحلية، حيث أنها مكّنت الشعوب الأصلية من إدارة أقاليم الأجداد باستخدام نهج الحماية التقليدية بالتزامن مع المعارف والتقنيات الزراعية الحديثة.
- 22- واتسم البرنامج القطري بتركيز قوي على إدارة المعرفة، مما أدى إلى إنشاء منصة الزراعة، والتنمية الريفية، والمعرفة، والسياسات، التي قامت بدور رئيسي في مشاركة منظمات المزارعين في صياغة خطة عمل الفلبين من أجل الزراعة الأسرية، وتقييم تحويل النظام الغذائي. وأدى عمل مرفق الصندوق لتمويل التحويلات المالية إلى فهم أفضل لتحديات وفرص تسخير التحويلات المالية.

باء- الدروس المستفادة من برنامج الفرص الاستراتيجية القطرية السابق والمصادر الأخرى

- 23- ترد أدناه الدروس الرئيسية المستفادة من البرنامج القطري في السنوات الست الأخيرة:
- (1) يمكن القيام باستهداف الشعوب الأصلية، والنساء، والشباب بشكل فعال للغاية من خلال نهج متعدد الجوانب يستفيد مما يلي: (1) دعم المؤسسات التي تمثل هذه المجموعات على المستوى الوطني والمحلي؛ (2) إدماج الشعوب الأصلية، والنساء، والشباب في مجالس التنمية المحلية؛ (3) وضع أهداف محددة في المشروعات؛ (4) تيسير الحوارات مع الشعوب الأصلية وحماية المصالح الفريدة لكل قبيلة.
 - (2) أظهر مشروع مصايد الأسماك والموارد الساحلية وسبل العيش إمكانات التخطيط والتنفيذ على نطاق النظام الإيكولوجي في جمع أصحاب المصلحة المتعددين من أجل تحقيق نتائج إيجابية لسلاسل قيمة مصايد الأسماك، وأظهر مشروع شراكات المشروعات الزراعية الريفية من أجل التنمية الشمولية والنمو الحاجة إلى دمج إدارة الموارد الطبيعية في التخطيط الاستراتيجي لتعزيز سلاسل القيمة الرئيسية.
 - (3) لقد كان تعزيز منظمات المزارعين والمنتجين من خلال التجميع والتوحيد عاملا أساسيا في بناء الشراكات بين الجهات الفاعلة الرئيسية على طول سلسلة القيمة من خلال تجميع الإنتاج المجزأ، وتحقيق وفورات الحجم، وخفض تكاليف المعاملات.
 - (4) يتطلب إنشاء سلاسل قيمة مبتكرة فعالة استراتيجية استثمار تشاركية وشراكات نشطة، مع قيام القطاع الخاص بدور ريادي في تحديد جودة المنتج والأحجام المطلوبة.
 - (5) استنادا إلى خبرة مشروع شراكات المشروعات الزراعية الريفية من أجل التنمية الشمولية والنمو، ينبغي دمج توقيت عملية الفرز والحصول على الموافقة الحرة والمسبقة والمستنيرة في مرحلة ما قبل التنفيذ خلال اختيار المشروعات الفرعية لإتاحة الوقت للمعالجة المؤسسية لنماذج الموافقة الحرة والمسبقة والمستنيرة من قبل الهيئة الوطنية المعنية بالشعوب الأصلية.
 - (6) يمكن أن يكون للمنح المقدمة من أجل أنشطة غير إقرضية قيمة مضافة عالية عند ربطها بشكل مناسب للاستفادة من الخبرة الناشئة وإدماجها في حافظة استثمارات الصندوق. وساعدت أحداث النشر والمواهب السياساتية على بدء حوار للسياسات بشأن مسائل رئيسية. وأظهرت منحة تكنولوجيا

المعلومات والاتصالات لأغراض التنمية التي نُفذت من قبل منظمة الأغذية والزراعة للأمم المتحدة- الفلبين الفرص المتنامية لاستخدام التكنولوجيات الرقمية لمساعدة التنفيذ والأنشطة المستهدفة مثل الحملة ضد صيد الأسماك الغير قانوني.

(7) يوفر استخدام النظام العام للإدارة المالية للبلد رقابة فعالة. ويشكل دوران الموظفين الحكوميين عائقاً بالنسبة لطلبات التمويل/الإبلاغ في الوقت المناسب. ويلزم دعم قوي من هيئة مراجعة الحسابات لتهيئة برمجيات المحاسبة (e-NGA).

ثالثاً- استراتيجية البرامج القطرية التحويلية

ألف- نظرية التغيير لبرنامج الفرص الاستراتيجية القطرية

24- جرى تأطير نظرية التغيير على النحو التالي: إذا ما زود صغار المنتجين في المناطق الهشة بالمزيد من الاستثمارات، وجرت توعيتهم بالمخاطر المناخية ومساعدتهم بمدخلات محسنة، وتكنولوجيات، وقدرات، وتمويل من أجل محاصيل استراتيجية، فسيجري الحد عندئذ من الفقر الريفي، وتعزيز سبل العيش والأمن الغذائي بسبب زيادة القدرة على الصمود في وجه المخاطر المناخية وزيادة إنتاج وتسويق سلاسل القيمة الرئيسية.

25- وتستند نظرية التغيير للبرنامج القطري في الفلبين إلى تحليلها للأسباب الكامنة وراء انعدام الأمن الغذائي وارتفاع معدلات الفقر والضعف في المناطق الريفية. وقاعدة الموارد الطبيعية هشة، والإنتاجية منخفضة، وتأثران بتغير المناخ والظواهر الجوية المتطرفة. وتُعد الممارسات الزراعية السيئة مثل زراعة القطع والحرق، أو الزراعة الكثيفة، وتجريد التربة السطحية، والتلوث الناجم عن الأسمدة ومبيدات الآفات شائعة وتؤدي إلى الاستخدام غير المستدام للأراضي. ومن الشائع أيضاً عدم كفاية الاستثمار في الري، وانخفاض مستويات المكننة الزراعية، وضعف خدمات الإرشاد، وغياب التوعية بالممارسات والأساليب التي يمكنها حماية النظم الإيكولوجية الهشة. والإنتاجية المنخفضة هي سبب رئيسي للفقر الريفي، وتزيد الخسائر المتكبدة كنتيجة للمخاطر المناخية من تفاقم المشكلة. ولدى المزارعون أصحاب الحيازات الصغيرة قدرة محدودة على الصمود في وجه تغير المناخ، ويفتقرون عموماً إلى الموارد والمعرفة اللازمة لمساعدتهم على حماية منتجاتهم، ومنع الخسائر، وإنعاش قاعدة مواردهم.

26- وسلاسل قيمة السلع الزراعية التي ينتجها أصحاب الحيازات الصغيرة الفقراء متخلفة. ونتيجة لذلك، لا يتمكن هؤلاء المزارعون من إضافة قيمة كبيرة إلى السلع التي ينتجونها، وبيعونها بأسعار منخفضة لا تغطي في الغالب حتى تكاليف إنتاجها. والمنتجون الأفراد ومنظمات وتعاونيات المزارعين المحلية لديها مرافق غير كافية لأنشطة ما بعد الحصاد، والتجهيز، والنقل، ووصول محدود إلى الأسواق. كما يفتقر المزارعون أصحاب الحيازات الصغيرة إلى المهارات والموارد التجارية لزيادة قيمة منتجاتهم، وتوسيع نطاق أعمالهم من أجل زيادة مستدامة في الإنتاجية، أو فرص العمل، أو الدخل أو لإقامة شراكات مع القطاع الخاص تعود بالفائدة على الطرفين.

27- واستناداً إلى هذه القيود، حددت نظرية التغيير لبرنامج الفرص الاستراتيجية القطرية نهجا ذا شقين لمساعدة صغار المنتجين في التغلب على انعدام الأمن الغذائي والفقر وبناء قدرتهم على الصمود في وجه العوامل الاقتصادية والمناخية.

المسار 1: تتعرض مناطق المرتفعات الهشة، والنظم الإيكولوجية للمنغروف ومصايد الأسماك البحرية للتهديد من جراء العوامل المناخية والعوامل البشرية المنشأ على حد سواء. والبلد معرض لمخاطر مادية ناجمة عن تغير المناخ، من بينها تغير أنماط هطول الأمطار، وارتفاع درجات الحرارة،

والعدد المتزايد للظواهر الجوية المتطرفة، والتأثيرات المناخية على البيئة، مثل فقدان التنوع البيولوجي، وإجهاد المياه، وانخفاض غلال المحاصيل، وتدهور جودة الأعلاف. وتشمل العوامل البشرية المنشأ الإفراط في استخدام الغابات، ونقص ممارسات الإدارة المستدامة. ويمكن إصلاح النظم الإيكولوجية وحمايتها من المخاطر المناخية وممارسات الزراعة وصيد الأسماك غير المستدامة من خلال مجموعة من الاستثمارات في حماية مصادر المياه، وإصلاح النظام الإيكولوجي، وحفظ التربة والمياه، وما إلى ذلك.

المسار 2: صغار المنتجين مقيدون بالإنتاج المجزأ، والعوامل الاقتصادية، والقدرة المحدودة على التجهيز والتسويق. ويمكن لتجريب المعدات والتكنولوجيات الحديثة أن تعزز الكفاءة وتحد من الخسائر. ومن شأن تمكين صغار المنتجين ومنظماتهم من التجمع وتحسين جودة منتجاتهم أن يوفر للقطاع الخاص حوافز لاعتماد ترتيبات مفيدة للطرفين ستمكن المزارعين من زيادة إنتاجهم وأحجامهم التسويقية، ومداخلهم، وفرص عملهم.

28- وتستند نظرية التغيير إلى دليل أن اختيار سلاسل القيمة المناسبة في قطاع المحاصيل الغذائية العالية القيمة ومصايد الأسماك لديه الإمكانيات للحد من الفقر وإدماج النساء، والشباب، والشعوب الأصلية. فالفقر ونقص الحصول على الأغذية هما الدافعان الرئيسيان لسوء التغذية.¹⁷ ولدى البرنامج القطري فرصة لمعالجة مسألة سوء التغذية من خلال استثماراته في بناء القدرة على الصمود في نظم إنتاج الأغذية والمساهمة في تحقيق مداخل أعلى وتنوع أكبر في الأنماط الغذائية.

باء- الغاية العامة والأهداف الاستراتيجية

29- تكمن الميزة النسبية للصندوق في الفلبين في استهدافه لأشد المجموعات ضعفا في المناطق النائية وخبرته في بناء قدرات صغار المنتجين على التكيف مع المخاطر المناخية والمساهمة في التخفيف من آثار تغير المناخ. وبناء على هذه العوامل، تتمثل غاية البرنامج الفرص الاستراتيجية القطرية في "الحد من الفقر الريفي، وتحسين الأمن الغذائي، وتعزيز سبل العيش، وتعزيز القدرة على الصمود في وجه تغير المناخ." وتتضمن غاية البرنامج القطري الأهداف الاستراتيجية للصندوق المتمثلة في زيادة القدرات الإنتاجية للسكان الريفيين الفقراء، وتعزيز الفوائد الناجمة عن المشاركة في الأسواق وتعزيز الاستدامة البيئية والقدرة على الصمود في وجه تغير المناخ.

30- وسيكون للبرنامج القطري هدفان استراتيجيان:

- **الهدف الاستراتيجي 1: تعزيز قدرة صغار المنتجين على الصمود في وجه الصدمات الاقتصادية والمناخية، وحماية وإصلاح النظم الإيكولوجية الهشة للبلد.** وسيشمل ذلك كلا من مناطق المرتفعات الهشة المتأثرة بالتهديدات المناخية، ومصايد الأسماك البحرية، والنظم الإيكولوجية للمنغروف. ومن المتوقع أن تؤدي زيادة القدرة على الصمود في وجه تغير المناخ والتكيف مع آثاره إلى إدارة للموارد الطبيعية وسبل عيش أكثر استدامة، وبوجه خاص بالنسبة للشعوب الأصلية، والنساء، والشباب.
- **الهدف الاستراتيجي 2: تعزيز سلاسل القيمة الزراعية الشاملة والمستدامة والقادرة على الصمود من أجل زيادة الإنتاجية، وفرص العمل، والمداخل للمجتمعات المحلية الريفية الفقيرة.** ومن المتوقع أن تزيد العوائد الأعلى لإنتاج الأغذية والمداخل، مما يؤدي إلى زيادة في الأمن الغذائي وتنوع الأنماط الغذائية، وبالتالي إلى تحسين الحالة التغذوية.

¹⁷ البنك الدولي. 2021

31- وينبغي أن تساهم الحصائل المتوقعة في تحقيق هدف التنمية المستدامة 1 (القضاء على الفقر)، وهدف التنمية المستدامة 2 (القضاء التام على الجوع)، وهدف التنمية المستدامة 5 (المساواة بين الجنسين)، وهدف التنمية المستدامة 10 (الحد من انعدام المساواة)، وهدف التنمية المستدامة 13 (العمل المناخي)، وهدف التنمية المستدامة 14 (الحياة تحت الماء)، وهدف التنمية المستدامة 15 (الحياة في البر).

الجدول 2

الأهداف الاستراتيجية لبرنامج الفرص الاستراتيجية القطرية

أولوية التنمية الرئيسية (الهدف الاستراتيجي)	المؤسسات الأساسية	تحديات إصلاح السياسات	التدخلات المقترحة (الإقراضية، غير الإقراضية)
الهدف الاستراتيجي 1	وزارة البيئة والموارد الطبيعية، وزارة الزراعة، وزارة الإصلاح الزراعي، الوحدات الحكومية المحلية	نقص التنسيق بين المؤسسات المسؤولة عن إدارة الموارد الطبيعية، والتكيف مع آثار تغير المناخ والتخفيف منها.	تحسين ترتيبات التنسيق. تحديد مجالات المخاطر العالية وإعداد خطط لإدارة المخاطر وحزم استجابة.
		سياسة لزيادة تخصيص الموارد من أجل الاستثمار في المناطق الهشة.	استثمارات في حماية مصادر المياه/إنعاش النظام الإيكولوجي/التنوع البيولوجي الزراعي/تثبيت المنحدرات وضفاف الجداول/حلول الهندسة الحيوية/الحراثة الزراعية/ إنشاء المصاطب/ الزراعة الكنتورية/حفظ التربة والمياه/نظم الري على نطاق صغير، إلخ. تدخلات لتقديم الفوائد الاقتصادية من خلال استحداث فرص العمل الخضراء في الزراعة العضوية/الطاقة الشمسية/ تدوير النفايات/الحماية البيئية، إلخ؛ إدراج الدخل من مؤسسات قائمة على الموارد، والدفع مقابل خدمات النظام الإيكولوجي. ستعزز الاستثمارات استخدام الطاقة المتجددة.
		سياسة لتعزيز خدمات الإرشاد.	تقديم المدخلات وخدمات الإرشاد لتعزيز قدرات أصحاب الحيازات الصغيرة على التكيف مع تغير المناخ والصمود في وجهه.
الهدف الاستراتيجي 2	وزارة الزراعة، وزارة الإصلاح الزراعي، وزارة التجارة والصناعة، الوحدات الحكومية المحلية	يمكن لسياسة الحكومة أن تكون داعمة، تساعد أصحاب الحيازات الصغيرة على الوصول إلى التمويل من خلال إنشاء مؤسسات مصرفية لأغراض خاصة، ونظم لضمان الائتمان، ودعم سعر الفائدة، وتوفير ضمانات بديلة، ومنتجات تأمين، وحوافز ضريبية، وإصلاحات تنظيمية.	سيجري دعم عمليات سلاسل القيمة لزيادة أحجام الإنتاج وتحسين المعايير، وزيادة فرص الوصول إلى المنتجات والخدمات المالية، والربط بالأسواق وتوسيعها، وبناء القدرات المؤسسية لزيادة جدوى المؤسسات واستحداث فرص العمل. وسيدعم المشروع المجتمعات المحلية المشاركة في سلاسل القيمة للاستفادة من إمكانات الموارد المحلية. كما ستدعم الاستثمارات (1) تعزيز قدرات المزارعين في أنشطة إضافة القيمة؛ (2) زيادة وصول المزارعين إلى مرافق ما بعد الحصاد والتجهيز.

32- الاستدامة. ستكون الدوافع الأساسية لاستدامة الاستثمارات كما يلي: (1) وضع خطط تشاركية لدعم حماية المجتمعات المحلية لمواردها الطبيعية ووضع رؤية مشتركة لتغيير السلوك؛ (2) جعل الجدوى المالية،

والتقنية، والاجتماعية للاستثمارات تحمي وتصلح النظم الإيكولوجية الهشة؛ (3) تشجيع قدرة المجتمعات المحلية على اعتماد ممارسات التكيف مع تغير المناخ من أجل الإدارة المستدامة للموارد الطبيعية؛ (4) زيادة القدرات التقنية والمالية للحكومات المحلية لتشغيل الاستثمارات والإبقاء عليها من أجل تخفيف أثر الصدمات الخارجية؛ (5) دور القطاع الخاص كقوة محركة في تنمية سلاسل القيمة المستدامة من خلال ضمان أن تعود الترتيبات الموضوعية بالفائدة على جميع المشاركين على طول سلسلة القيمة المختارة؛ (6) الفوائد المستمرة التي تتلقاها المجموعة المستهدفة الرئيسية، وخصوصا الشعوب الأصلية، والنساء، والشباب، من الاستثمارات.

33- **توسيع النطاق.** تعترف الحكومة بدمج البنية التحتية القادرة على الصمود في وجه تغير المناخ، والاستثمارات، والتكنولوجيات كجزء من خططها الإنمائية والعمل مع الوحدات الحكومية المحلية لتوسيع نطاقها من مواردها الخاصة. ويقوم القطاع الخاص بتكرار تجارب ونماذج تنمية سلاسل القيمة الناجحة لأنها تؤدي إلى نتائج ذات فائدة متبادلة بالنسبة لجميع المشاركين. وسيبذل الصندوق جهدا خاصا لزيادة الموارد مع الحكومة الشريكة عن طريق تجميع وتوحيد منتجات المزارعين أصحاب الحيازات الصغيرة وصيادي الأسماك. كما سيدعم برنامج الفرص الاستراتيجية القطرية بناء القدرات، وتحسين آليات الإدارة والحوكمة لتمكين هؤلاء الشركاء من تنفيذ النماذج الناجحة بشكل فعال. وسيكون تحصيل المعرفة وإدارتها جوانب هامة من الاستدامة وتوسيع النطاق.

34- التعميم

- **المناخ والبيئة.** سيدمج البرنامج القطري إدارة الموارد الطبيعية، والتكيف مع تغير المناخ والتخفيف من آثاره كعناصر رئيسية في جميع استثمارات المشروعات. وسيحدد اختيار كل من المنطقة المستهدفة وأنشطة المشروعات مدى ما يمكن لها المساعدة في حماية النظم الإيكولوجية والتنوع البيولوجي، وبناء قدرات تكيف المجتمعات المحلية الضعيفة، والمساهمة في التخفيف من آثار تغير المناخ.
- **المساواة بين الجنسين وتمكين المرأة** أولويتان رئيسيتان في برنامج الفرص الاستراتيجية القطرية. وستضمن المشروعات إشراك النساء في المنتديات الرئيسية للتخطيط وصنع القرار، وتحديد أهداف محددة لكل ناتج رئيسي للمشروع. وسيستفيد البرنامج القطري من وجود شبكة الصندوق الجنسانية للفلبين في تعزيز تعميم المنظور الجنساني.
- **الشباب.** سيبذل برنامج الفرص الاستراتيجية القطرية جهدا خاصا لإشراك الشباب من خلال إيجاد بيئة تمكينية في قطاع الزراعة تركز على نظام إيكولوجي مبتكر يدعم ريادة أعمال الشباب، ولا سيما في النهج الرقمية للزراعة.
- **التغذية.** يتوقع برنامج الفرص الاستراتيجية القطرية إحداث أثر على الحالة التغذوية للأسر المعيشية المستهدفة من خلال الزيادة المتوقعة في الأمن الغذائي وتنوع الأنماط الغذائية الناجمة عن تجنب الخسائر التي تسببها التهديدات المناخية، بالإضافة إلى زيادة الغلات والإنتاج من التنمية الأكبر لسلاسل قيمة المحاصيل الغذائية الرئيسية والاستثمارات في قطاع مصايد الأسماك.

جيم- المجموعة المستهدفة واستراتيجية الأهداف

المجموعة المستهدفة

35- ستتشكل المجموعات المستهدفة الرئيسية من المزارعين أصحاب الحيازات الصغيرة، وصيادي الأسماك، والمستفيدين من الإصلاح الزراعي، والنساء، والشباب، والشعوب الأصلية. وستعطى الأولوية لصغار المنتجين ورواد الأعمال الريفيين القادرين على الوصول إلى الفرص الاقتصادية والاجتماعية.

استراتيجية الأهداف

- 36- لقد تراجع الفقر الريفي في الفلبين، ولكنه يتركز في مناطق جغرافية ومجموعات اجتماعية -اقتصادية محددة. وس تجميع استراتيجية الصندوق لاستهداف السكان الريفيين الفقراء بين النهج الجغرافي والنهج على مستوى الأسر المعيشية. وستستخدم مجموعة من الأدوات لاستهداف السكان الضعفاء والنظم الإيكولوجية الضعيفة.
- 37- وسيعتمد الاستهداف الجغرافي على البيانات المتوفرة عن الفقر، والهشاشة البيئية، بما في ذلك عن المناطق المحرومة والمعزولة جغرافيا. وسيركز برنامج الفرص الاستراتيجية القطرية على فيساياس، ومينداناو، ومنطقة بانجسامورو المتمتعة بالحكم الذاتي في مينداناو المسلمة، ومرتفعات لوزون الشمالية، حيث انتشر الفقر والهشاشة على أشده، ويمكن للحكومة توسيع نطاق النجاحات.

رابعاً- تدخلات الصندوق

ألف- أدوات التمويل

- 38- خلال فترة برنامج الفرص الاستراتيجية القطرية الحالي، سيمول الصندوق مشروعين مستخدما مخصصات التجديدين الثاني عشر والثالث عشر لموارد الصندوق من نظام تخصيص الموارد على أساس الأداء، وآلية الحصول على الموارد المقترضة.
- 39- وسيصمم مشروع لسلاسل القيمة يركز على السلع العالية القيمة للموافقة عليه في عام 2023. وسيتناول هذا المشروع الهدفين الاستراتيجيين على نحو متكامل. وسيركز المشروع على المجتمعات المحلية المستفيدة من الإصلاح الزراعي، والمجتمعات المحلية غير المستفيدة من الإصلاح الزراعي في الأماكن المجاورة كنقاط دخول لتنمية سلاسل القيمة، بالإضافة إلى منظمات/جمعيات المزارعين التي تركز على الأعضاء الذين لا يملكون الأراضي. وسيجري تعميم التكيف مع تغير المناخ وحماية الموارد الطبيعية في التخطيط المحلي.
- 40- وستستخدم موارد التجديد الثالث عشر لموارد الصندوق من أجل وضع مشروع في قطاع مصايد الأسماك وحماية النظم الإيكولوجية الساحلية واستخدامها المستدام. وسيغطي مصايد الأسماك البحرية، والنظم الإيكولوجية للمنغروف، وبناء القدرة على الصمود في وجه تغير المناخ في بعض من أكثر مجتمعات الصيادين المحلية ضعفاً، وبناء اقتصادات زرقاء قادرة على الصمود (أي استعادة وإدارة نظم الكربون الزرقاء) والمساهمة في الحد من ممارسات الصيد غير القانونية وغير المستدامة.

باء- المشاركة في السياسات على المستوى القطري

- 41- خلال فترة برنامج الفرص الاستراتيجية القطرية الحالي، سيستفيد الصندوق من وجود منصات مختلفة أنشئت لزيادة التفاعل بين مجموعة واسعة من أصحاب المصلحة وصانعي السياسات. ويمكن أن تكون منصة الزراعة، والتنمية الريفية، والمعرفة، والسياسات، التي أطلقها الصندوق، منصة فريدة للجمع بين منظمات المجتمع المدني، والقطاع الخاص، والوكالات الحكومية، والشركاء في الأمم المتحدة والشركاء الإنمائيين، والمؤسسات المالية الدولية من أجل تعزيز الحوار بشأن مجالات السياسات ذات الصلة.
- 42- وستركز المشاركة في السياسات على الحصائل الحاسمة بالنسبة لتحقيق الأهداف الاستراتيجية المقترحة، وعلى وجه التحديد: (1) تعزيز تدابير دعم استراتيجية الالتقاء، ووضع تدابير سياساتية عملية للتصدي لتحديات التجزئة المؤسسية والتداخلات الوظيفية في إدارة الموارد الطبيعية، والتنوع البيولوجي، والمخاطر المناخية؛ (2) تحليل مخاطر الضعف والمناخ في عملية التخطيط، وإضفاء الطابع المؤسسي عليها على المستوى الوطني والمحلي لتحسين إدارة الموارد الطبيعية؛ (3) إطار دعم من أجل وصول أكبر إلى التمويل والحلول الرقمية.

43- وسيجري دعم شبكة الصندوق الجنسانية للفلبين، والاستعراض السنوي للبرنامج القطري، واجتماع سوق تعلم المعرفة والمشاركة في السياسات لرفع مستوى التعلم من حافظة الصندوق. وستستغل سياسة الصندوق التي تركز على الفقر، وأدواته المعرفية، ومجمع خبراته لدعم جهود الحكومة لإعادة توجيه الاقتصاد نحو مسار عالي النمو. وسيعدّ الصندوق نموذج وخطة عمل لمشاركة غير إقراضية بحلول استعراض منتصف المدة للمواءمة مع التزامات التجديد الثالث عشر لموارد الصندوق.

جيم- بناء المؤسسات

44- **بناء القدرات المؤسسية.** سيضطلع الصندوق، أثناء عملية تنفيذ مشروعاته في البلد، ببناء قدرات الشركاء كعنصر رئيسي في برنامجه. وستشمل المجالات الرئيسية التي سيبني فيها البرنامج القطري قدرات الشركاء النهج التشاركية والاستراتيجيات الفعالة للوصول إلى المجتمعات المحلية الضعيفة، والقدرة التقنية في إدارة الموارد الطبيعية والتكيف مع تغير المناخ والتخفيف من آثاره، وتيسير الشراكات مع القطاع الخاص، والإدارة المالية، ونظم التوريد، والرصد والتقييم، وتقييمات الأثر.

دال- الابتكار

45- سيستخدم تنفيذ الاستثمارات على مستوى المشروعات نهجا مبتكرة تقدم تعلمًا جديدًا للشركاء – على سبيل المثال، من خلال التخطيط الرقمي لتحسين الموارد، والتسويق الإلكتروني، وتكنولوجيات جديدة في الإنتاج، والتجهيز، والوصول إلى الأسواق. وستستخدم منصات البيانات الإنترنت لدعم تنفيذ وجمع التعلم المتعلق بالسياسات مع إمكانات التكرار وتوسيع النطاق.

هاء- إدارة المعرفة

46- سيواصل الصندوق توثيق خبرته، وإنتاج منتجات معرفية، واستخلاص الدروس وتوسيع نطاقها، وتعزيز تبادل المعرفة بين شركائه، ولا سيما من خلال الاجتماعات التي استضافها في الماضي. ويعتزم برنامج الفرص الاستراتيجية القطرية إصدار وثائق للتعلم تستند إلى خبرته في إصلاح وحماية الموارد الطبيعية في المناطق الهشة وحصائل استثماراته في سلاسل القيمة. وستمثل المسؤولية الرئيسية لأخصائي الرصد والتقييم في مشروعات الصندوق في ممارسة هذه الوظيفة.

واو- تكنولوجيا المعلومات والاتصالات من أجل التنمية

47- لقد حققت تكنولوجيا المعلومات والاتصالات من أجل التنمية أهمية في استراتيجيات الرقمنة الزراعية الوطنية وتمكين الأطر السياسية والتنظيمية. وسيستفيد الصندوق من تحسين المبادرات الحالية ويزيد استثماره فيها، بما في ذلك المنصة الإلكترونية Deliver لوزارة التجارة والصناعة ووزارة الزراعة المصممة لزيادة الإنتاج وتحقيق الاستقرار في الإمداد من خلال منصة تجارية إلكترونية،¹⁸ ومنصة التسويق الإلكترونية eKadiwa التابعة لوزارة الزراعة للربط بين المنتجين والمستهلكين.¹⁹ وسيبحث الصندوق عن فرص لاعتماد الحلول الرقمية في مجموعة واسعة من المجالات، مثل الزراعة الحديثة، والبذور والأسمدة الملائمة محليا، وحماية المحاصيل من الأمراض، والتكيف مع تغير المناخ، والتسويق المراعي للأسعار، وأنظمة التتبع، والحصول على الخدمات المالية.

¹⁸ DTI, 2020, *Keynote message of Secretary Ramon M. Lopez, Deliver-e goes Live*
¹⁹ DA, 2020, *Kadiwa goes online, bringing farmers' produce closer to more consumers*

زاي- الشراكة الاستراتيجية والتعاون بين بلدان الجنوب والتعاون الثلاثي

الحكومة والمجتمع المدني

48- سيجري دمج الشراكات مع الحكومة ومنظمات المجتمع المدني/منظمات المزارعين في تصميم المشروعات. وسيجري البحث في شراكة استراتيجية مع مجلس السياسات الائتمانية الزراعية التابع لوزارة الزراعة لتعزيز ترتيبات التمويل المبتكرة من أجل المزارعين أصحاب الحيازات الصغيرة. وبالتعاون مع الأكاديمية المتحركة للمؤسسات الصغيرة والمتوسطة التابعة لوزارة التجارة والصناعة، ستوضع برامج لبناء القدرات من أجل منظمات المزارعين وصغار المقترضين لتحسين حصولهم على الائتمان. وسيواصل الصندوق إقامة شراكات مع الجهات الفاعلة غير الحكومية (أي جمعية المزارعين الآسيويين من أجل التنمية الريفية المستدامة لتوسيع وصولها والاستفادة من مبادرات الترويج والأبحاث. وسيجري ضمان أوجه التكامل مع برامج التنمية الجارية (أي مشروع التنمية الريفية في الفلبين، ومشروع التنمية الزراعية الشاملة في مينداناو).

الشركاء الإنمائيون

49- سيكون فريق الأمم المتحدة القطري، والوكالتان الأخريان اللتان تتخذان من روما مقرا لهما السبل الرئيسية لشراكة مع الأمم المتحدة من أجل توسيع الإجراءات المتكاملة وتحقيق فوائد أكبر. ويساهم برنامج الفرص الاستراتيجية القطرية مباشرة في الحصيلة 2، بشأن التنمية الاقتصادية المنخفضة الكربون والعمل اللائق، والحصيلة 3، بشأن التنمية المنصفة والقادرة على الصمود في وجه تغير المناخ، وإدارة الموارد الطبيعية، والحد من مخاطر الكوارث، من إطار عمل الأمم المتحدة للتعاون في مجال التنمية المستدامة 2024-2028.

50- ومن المتوقع أن توفر مشروعات التنمية الريفية التي ينفذها الشركاء الإنمائيون، بمن فيهم البنك الدولي، وبنك التنمية الآسيوي، فرصا لتعزيز البرنامج القطري. كما سيبحث برنامج الفرص الاستراتيجية القطرية عن فرص لشراكة سياساتية واستثمارات مع المفوضية الأوروبية بشأن التحويلات المالية، مستفيدا من دليل تعبئة التحويلات المالية الشاملة من أجل الاستثمار الريفي، الذي أعدته دراسة جدوى بشأن تأمين المحاصيل العالية القيمة أجراها مرفق تمويل التحويلات المالية وشركة INSURED.

القطاع الخاص

51- سيزيد الصندوق عمله مع الشركاء في القطاع الخاص في وضع خرائط طريق لسلاسل القيمة، وتحسين المدخلات والتكنولوجيات للتكيف مع تغير المناخ، وتقديم خدمات الإرشاد للمنتجين الرئيسيين، واعتماد التكنولوجيا، والسويق، والمساعدة التقنية. ويمكن للغرف التجارية أن تقوم بدور محوري في الروابط بالأسواق، بينما يمكن للمؤسسات الأكاديمية أن تدعم العمليات والتكنولوجيات المبتكرة.

التعاون بين بلدان الجنوب والتعاون الثلاثي

52- يتواءم نهج التعاون بين بلدان الجنوب والتعاون الثلاثي بصورة وثيقة مع استراتيجية التعاون بين بلدان الجنوب والتعاون الثلاثي على نطاق منظومة الأمم المتحدة. ويعتزم برنامج الفرص الاستراتيجية القطرية مواصلة المنح الإقليمية التي تيسر تبادل المعرفة والتعلم في آسيا، واستقبال وفود من بلدان أخرى لتبادل الخبرات الزراعية وإشراك أصحاب المصلحة الإقليميين في وضع استراتيجيات وسياسات مبتكرة.

خامسا- تنفيذ برنامج الفرص الاستراتيجية القطرية

ألف- حجم الاستثمار ومصادره

53- تبلغ مخصصات التجديد الثاني عشر لموارد الصندوق للفلبين 85 مليون دولار أمريكي، تتألف من 25 مليون دولار أمريكي من نظام تخصيص الموارد على أساس الأداء، و60 مليون دولار أمريكي من آلية الحصول

على الموارد المقترضة. ومن المتوقع أن تستخدم هذه الأموال من أجل مشروع جديد ستنفذه وزارة الإصلاح الزراعي ووزارة الزراعة. وخلال فترة برنامج الفرص الاستراتيجية القطرية، سيمول مشروع ثان بشأن مصائد الأسماك من التجديد الثالث عشر لموارد الصندوق، رهنا بتوافر المخصصات.

الجدول 3
التمويل المقدم من الصندوق والتمويل المشترك للمشروعات الجارية والمقررة
(بملايين الدولارات الأمريكية)

المشروع	التمويل المقدم من الصندوق	المصدر			نسبة التمويل المشترك
		نظام تخصيص الموارد على أساس الأداء	المساعدة التقنية المستردة التكاليف	المحلي	
الجاري					
مشروع شراكات المشروعات الزراعية الريفية من أجل التنمية الشمولية والنمو	65.4	نظام تخصيص الموارد على أساس الأداء		29.7	0.45:1
المقرر					
المشروع 1 (مشروع الابتكار في سلاسل القيمة من أجل التحول المستدام للمجتمعات المحلية التي يشملها الإصلاح الزراعي)	85	نظام تخصيص الموارد على أساس الأداء (25) آلية الحصول على الموارد المقترضة (60)		40.0	0.47:1
المجموع	150.4			69.7	0.46:1

باء- موارد من أجل الأنشطة الإضافية

54- سيتواصل الصندوق مع الصندوق التكميلي الكوري (2023-2024) من أجل تمويل بمبلغ 0.5 مليون دولار أمريكي في إطار مشروع SEEDS للبناء على التنفيذ الناجح لأدوات الرصد والإبلاغ المتعلقة بتكنولوجيا المعلومات والاتصالات من أجل التنمية في إطار مشروع مصائد الأسماك والموارد الساحلية وسبل العيش، ولتعبئة حوالي مليون دولار أمريكي لبرنامج التغذية المدرسية بالمنتجات المحلية في إطار التعاون بين بلدان الجنوب والتعاون الثلاثي من خلال التعاون مع الوكالتين اللتين تتخذان من روما مقرا لهما. وسيُنظر في الصندوق الأخضر للمناخ من أجل التكيف مع تغير المناخ والتخفيف من آثاره من أجل مشروعه في إطار التجديد الثالث عشر لموارد الصندوق. وسيجري البحث في تمويل مشترك مع بنك التنمية الآسيوي في إطار ذخيرة التجديد الثالث عشر لموارد الصندوق. ولم يجر التأكد من الطلب على المساعدة التقنية المستردة التكاليف من الصندوق، وسيواصل الفريق تحري الطلب على هذا المورد واستخدامه، حسب الاقتضاء.

جيم- الشفافية

55- تشجع عمليات برنامج الفرص الاستراتيجية القطرية القوية للمشاركة في صنع السياسات على المستوى القطري التفاعل المقترح بين أصحاب المصلحة في المشروعات، ومنظمات المجتمع المدني، والمنظمات غير الحكومية، والشركاء الإنمائيين، وأصحاب المصلحة الحكوميين من أجل تعزيز بيئة مفتوحة من الشفافية. ويوفر الاستعراض السنوي للبرنامج القطري منصة شفافة للإبلاغ عن نتائج الحافظة وتبادل الدروس الناشئة مع الشركاء.

دال- إدارة البرنامج القطري

56- يمثل المكتب القطري للصندوق الذي يديره مدير قطري جهة اتصال هامة بالنسبة للأنشطة الإقراضية وغير الإقراضية. ويساعد وجود موقع المكتب داخل بنك التنمية الآسيوي على تحديد المشاركة مع الشركاء الإنمائيين. وتساعد العلاقات مع بنك التنمية الآسيوي وفريق الأمم المتحدة القطري عمليات الصندوق فيما يتعلق بالأمن والخدمات اللوجستية. ويشارك المكتب القطري في الإشراف المباشر على الحافظة ويدعم، بالإضافة إلى إدارة المعرفة الوطنية، حوار السياسات والشراكات المتوائمة مع المبادئ التوجيهية للصندوق.

هـ- الرصد والتقييم

57- سيرصد أداء برنامج الفرص الاستراتيجية القطرية دوريا في ضوء إطار النتائج. وسيقيم استعراض برنامج الفرص الاستراتيجية القطرية واستعراض منتصف المدة التقدم المحرز نحو تحقيق الحصائل. وسيواصل الصندوق دعم استخدام نظم الرصد والتقييم وإدارة المعرفة الفعالة في المشروعات. وستستخدم آليات مبتكرة لجمع البيانات وتحليلها من خلال الأدوات الرقمية، بما في ذلك نظم المعلومات الجغرافية، والاستشعار عن بعد لرسم خرائط تدخلات المشروعات وتقييم الشواغل مثل انجراف التربة واستخدام الأراضي المرتفعة.

سادسا- مشاركة المجموعات المستهدفة

58- سيواصل برنامج الصندوق استخدام آليات المشاركة التي ساهمت في نجاح البرنامج السابق. وتشمل هذه الآليات الاستعراض السنوي للبرنامج القطري، واجتماع سوق تعلم المعرفة والمشاركة في السياسات، وشبكة الصندوق الجنسانية للبلدين، ومنتدى الشعوب الأصلية. ويدعم الصندوق، ضمن كل مشروع، التخطيط التشاركي مع أصحاب المصلحة الاستراتيجيين، ومنفذي المشروعات الذين يساهمون في التخطيط التشاركي وصنع القرار. وستبذل الجهود لضمان مشاركة المنظمات غير الحكومية/منظمات المجتمع المدني لإعلاء صوت المجموعات الضعيفة في صنع القرار. وستنشئ كل مشروع آليات لمعالجة التطلعات.

سابعا- إدارة المخاطر

الجدول 4

المخاطر وتدبير التخفيف (انظر الذيل العاشر)

المخاطر	تصنيف المخاطر	تدابير التخفيف
السياسية/الحكومة: تغييرات في قيادة، أو سياسات، أو استراتيجيات أو أولويات الوكالة المنفذة.	متوسطة	اتفاقيات التمويل. مساهمة اللجان التوجيهية للمشروعات. بعثات منتظمة بشأن الإشراف ودعم التنفيذ.
الاقتصاد الكلي: نمو اقتصادي بطيء في قطاع الزراعة ومصايد الأسماك بسبب الأمراض الحيوانية والكوارث الطبيعية. التخرج المحتمل إلى وضع البلد المتوسط الدخل من الشريحة العليا بحلول عام 2028.	متوسطة	تحليلات تنمية سلاسل القيمة، والنهج القادرة على التكيف مع تغير المناخ، واستكشاف الفرص غير الإقراضية للتصدير للتخرج المحتمل.
الاستراتيجيات والسياسات القطاعية: تغييرات في السياسات، والاستراتيجيات القطاعية.	متوسطة	إضفاء الطابع المؤسسي والتضافري على نهج الوكالات الحكومية.
القدرة المؤسسية: قدرات استيعابية مجهزة لدى الوكالات والوحدات الحكومية المحلية؛ وقدرات ضعيفة لدى مؤسسات سلاسل القيمة.	متوسطة	تعيين موظفين تقنيين مؤهلين من قبل المشروعات. مذكرات تفاهم وتطوير القدرات مع الشركاء؛ ودعم لامركزي للوحدات الحكومية المحلية. بعثات الإشراف/دعم التنفيذ.
الحافظة: تصاعد الأسعار وفرق أسعار العملات الأجنبية.	متوسطة	إعادة الهيكلة من خلال استعراض منتصف المدة.
المخاطر الائتمانية - الإدارة المالية: مستوى منخفض نسبيا من القدرات الحكومية.	كبيرة	التدريب على القدرات لموظفي الإدارة المالية، وتحسين نظام المحاسبة الحكومي (e-NGAs)
المخاطر الائتمانية - التوريد: قدرات محدودة لدى موظفي التوريد.	منخفضة	انظر القسم المتعلق بالتوريد. بناء القدرات، بما في ذلك برنامج الصندوق برامج الاعتماد في التوريد في مشروعات

التنمية الزراعية والريفية بشأن تخطيط التوريد وإدارة العقود.		
تضمن إجراءات التقدير الاجتماعي والبيئي والمناخي في تصاميم المشروعات، وتوسيع الاستثمارات إلى أبعد من الامتثال للحلول المستدامة.	كبيرة	المخاطر البيئية والمناخية من الأعاصير والأمواج العاصفة، والفيضانات، وموجات الجفاف، وموجات الحر، مع قدرات مؤسسية محدودة للتكيف.
	متوسطة	المخاطر الاجتماعية: إقصاء القطاعات الضعيفة، مما يؤدي إلى توسيع فجوة الفقر
		المخاطر الأخرى الخاصة ببرنامج الفرص الاستراتيجية القطرية
	متوسطة	إجمالي المخاطر

مشروعات القروض والمنح: برنامج الفرص الاستراتيجية القطرية للفلبين 2017-2022

الموقع/الشركاء	المدة	الغاية/الأهداف	الوكالة المنفذة	المشروع
إقليم كوردليبييرا الإداري	2021-2008	الحد من الفقر وتحسين سبل عيش الفقراء الريفيين نساء ورجالا في المجتمعات المحلية للشعوب الأصلية في المناطق المرتفعة لإقليم كوردليبييرا الإداري	وزارة الزراعة	المشروع الثاني لإدارة الموارد الزراعية في مرتفعات كوردليبييرا + توسيع النطاق
حوض أعالي نهر تشيكو، وحوض نهر واهيغ إينابانغا، وحوض أعالي نهر بوكيدونون، وحوض نهر بحيرة لاناو	2020-2013	الحد من التدهور البيئي الحاد الواقع في أحواض النهر الأعلى الأربعة المستهدفة وعكس مساره، وزيادة دخل الأسر المعيشية الريفية وإيرادات الوحدات الحكومية المحلية	وزارة البيئة والموارد الطبيعية	مشروع الإدارة المتكاملة للموارد الطبيعية والبيئة
ماراوي ولاناو ديل سور حول بحيرة لاناو	2021-2020	زيادة الإنتاجية في القطاعين الزراعي والريفي في حوض أعالي نهر بحيرة لاناو	الإدارة الوطنية للري	مشروع الإدارة المتكاملة للموارد الطبيعية والبيئة - برنامج بانغون ماراوي للإنعاش والتعافي الشاملين
11 خليج في الإقليم 5، 8، و13، ومنطقة بانجسامورو المتمتعة بالحكم الذاتي في مينداناو المسلمة	2021-2015	يساهم في الحد من الفقر في المجتمعات المحلية الساحلية المستهدفة في 11 خليجا مستهدفا في الأقاليم 5، 8، و13، ومنطقة الحكم الذاتي في مينداناو المسلمة	وزارة الزراعة - مكتب مصايد الأسماك والموارد المائية	مشروع مصايد الأسماك والموارد الساحلية وسبل العيش
11 من المجتمعات المحلية الخاضعة للإصلاح الزراعي في الأقاليم 9، 10، و13	2022-2015	يساهم في الحد من انتشار الفقر في عشر مقاطعات مستهدفة في الإقليمين التاسع والعاشر وإقليم كاراغا	وزارة الإصلاح الزراعي	مشروع الالتقاء حول تعزيز سلاسل القيمة لأغراض النمو الريفي والتمكين 2022-2015
22 مقاطعة في الأقاليم 8، 9، 10، و11، و12، و13، ومنطقة بانجسامورو المتمتعة بالحكم الذاتي في مينداناو المسلمة	2025-2019	يساهم في الحد من انتشار الفقر في المناطق المستهدفة من خلال زيادة دخل صغار المزارعين والنساء والرجال الريفيين العاطلين عن العمل بشكل مستدام في سلاسل قيمة زراعية مختارة	وزارة التجارة والصناعة	مشروع شركات المشروعات الزراعية الريفية من أجل التنمية الشمولية والنمو
منحة إقليمية. شركاء جمعية التنمية المستدامة في الفلبين: PAKISAMA، وFFF، وPKSK، وAMMANI، وFECOFFWA، وZAND، وAgriCooph. أعضاء شبكة الوكالات الزراعية في الفلبين: AsiaDHRRA، وWe، وEffect، وTRIAS، وCSA	برنامج المزارعين في آسيا والمحيط الهادي: 2019-2024 منظمات المزارعين من أجل آسيا: 2019-2025	تتمتع منظمات المزارعين بالقدرات المهنية لتوفير خدمات مستدامة (تقنية وتجارية) يدفعها الطلب لأعضائها والمشاركة في حوار سياسات فعال من أجل تحسين سبل عيش ومداخل أصحاب الحيازات الصغيرة/صغار المنتجين في آسيا والمحيط الهادي.	رابطة التنمية المستدامة/ شبكة الوكالات الزراعية	برنامج المزارعين في آسيا والمحيط الهادي/ تعزيز منظمات المزارعين من أجل آسيا
منحة إقليمية. في الفلبين: دافاو دي أورو (الإقليم 11)	2025-2020	تحويل صغار المنتجين إلى كل من رواد أعمال زراعيين ووكلاء بيئيين يستفيدون من سلاسل قيمة تدار بشكل مستدام في آسيا	المركز العالمي للحراثة الزراعية	الزراعة المستدامة في البيئات الطبيعية المدارية الآسيوية
المشروع الثاني لإدارة الموارد الزراعية في مرتفعات كوردليبييرا، ومشروع مصايد الأسماك والموارد الساحلية وسبل العيش، ومشروع الإدارة المتكاملة للموارد الطبيعية والبيئة - برنامج بانغون ماراوي للإنعاش والتعافي الشاملين	2022-2019	عرض نماذج من تكنولوجيا المعلومات والاتصالات القابلة للتكرار من أجل: (1) خدمات المشروعات؛ (2) تقييم تشاركي كمي ونوعي لمعاملات السوق، والموارد الطبيعية، وتدخلات المشروعات ونتائجها.	منظمة الأغذية والزراعة-PH	تعزيز الرصد والتقييم المستنديين إلى النتائج من خلال حلول تكنولوجيا المعلومات والاتصالات المبتكرة: ربط مزارعي المرتفعات بالسوق، وتحسين إدارة المياه على مستوى البلديات
منحة إقليمية. في الفلبين: وزارة الزراعة ووزارة التجارة والصناعة، وجامعة الفلبين لوس باتيوس.	2022-2017	ضمان (1) إدراج السياسات والبرامج التي تعزز دور صغار المنتجين الريفيين في الأمن الغذائي لرابطة أمم جنوب شرق آسيا - خطة العمل الاستراتيجية 2021-2025؛ (2) قيام	المعهد الدولي لبحوث السياسات الغذائية/ مركز جنوب شرق آسيا للدراسات العليا	التحول الزراعي وتكامل الأسواق في منطقة رابطة أمم جنوب شرق آسيا:

		<p>الاستثمارات المخصصة لتوسيع نطاق الصناعات الغذائية الزراعية في السوق المشتركة لرابطة أمم جنوب شرق آسيا بتوفير فرص لصغار المنتجين للمشاركة والاستفادة من دمج أسواق الأغذية الزراعية الإقليمية وتحويل النظم الغذائية الزراعية.</p>	<p>والبحوث في مجال الزراعة</p>	<p>الاستجابة لشواغل الأمن الغذائي والشمول</p>
--	--	--	------------------------------------	---

Results management framework

Country strategy alignment	Related UNSDCF/SDG outcomes	IFAD's SOs	Key COSOP results			
			Strategic objectives	Investments and non-financial activities for the COSOP period	Outcome indicators	Output indicators
<p>Long-term development in the Philippines is anchored on "AmBisyon Natin 2040" which envisions that "the Philippines shall be a prosperous, predominantly middle-class society where no one is poor; our people shall live long and healthy lives, be smart and innovative, and shall live in a high-trust society".</p>	<p>SDG 1.4 By 2030, ensure that all men and women, in particular the poor and the vulnerable, have equal rights to economic resources, as well as access to basic services, ownership and control over land and other forms of property, inheritance, natural resources, appropriate new technology and financial services, including microfinance</p>	<p>SO3: Strengthen the environmental sustainability and climate resilience of poor rural people's economic activities</p>	<p>Strategic Objective 1: Enhance the resilience of small producers to economic and climate shocks and protect and rehabilitate the fragile eco-systems of the country.</p>	<p>Lending/Investment Activities: Natural resource management investments (One new investment project: VISTA)</p> <p>Non-lending activities</p> <ul style="list-style-type: none"> • CLPE Initiatives: <ul style="list-style-type: none"> o LGU capacity development on NRM o vulnerability and climate risk analysis in the planning process is institutionalized o informed decision making around land tenure and competing land uses through knowledge products and technical support. • KLMPE addresses ecosystem issues • SSTC on digital approaches to ecosystem-based planning 	<ul style="list-style-type: none"> • CI 1.2.1: 30,000 households reporting improved access to land, forests, water or water bodies for production purposes • CI 3.2.2: 30,000 households reporting adoption of environmentally sustainable and climate-resilient technologies and practices (RMF 11) • Policy 3: Existing/new laws, regulations, policies or strategies proposed to policy makers for approval, ratification or amendment 	<ul style="list-style-type: none"> • CI 1: 110,000 persons (women 50%, Youth 20%, indigenous peoples 10%) receiving services from the project • CI 1a: 110,000 households reached • CI 3.1.1. 200 groups supported to sustainably manage natural resources, enhance biodiversity, and limit climate-related risks • CI 3.1.2. 10,000 persons provided with climate information services • 40,000 Households receiving support for the adoption of environmentally sustainable and climate-resilient technologies and practices.

						<ul style="list-style-type: none"> • 100 NRM plans implemented improving access to natural resources for 35,000 households. • Number of biodiversity-related knowledge products created and disseminated • Policy 1: Policy-relevant knowledge products completed
	<p>SDG 2.3 By 2030, double the agricultural productivity and incomes of small-scale food producers, in particular women, indigenous peoples, family farmers, pastoralists and fishers, including through secure and equal access to land, other productive resources and inputs, knowledge, financial services, markets and opportunities for value addition and non-farm employment.</p>	<p>SO1: Increase poor rural people’s productive capacities</p> <p>SO2: Increase poor rural people’s benefits from market participation</p>	<p>Strategic Objective 2: Promote inclusive, resilient, and sustainable agricultural value chains to increase productivity, employment opportunities, and incomes for poor rural communities.</p>	<p>Lending/Investment Activities: Value change development/strengthening investments (One new investment project: VISTA and ongoing project: RAPID)</p> <p>Non-lending activities</p> <ul style="list-style-type: none"> • CLPE Initiatives: <ul style="list-style-type: none"> o LGU capacity development on VCD o enabling platforms (e.g. ARDKPP, multi rural stakeholder platforms) • KLMPE addresses VCD/S issues • SSTC on digital approaches to VCD/S 	<ul style="list-style-type: none"> • CI 1.2.5: 5,000 households in VC reporting using rural financial services • CI 2.2.1: 40,000 beneficiaries with new jobs/employment opportunities • CI 2.2.2: 80% of supported rural enterprises reporting an increase in profit • CI 2.2.3. 60% of rural producer organizations engaged in formal partnerships/agreements or contracts with public or private entities • CI 2.2.5. 80% of supported rural producer organizations reporting an increase in sales • CI 2.2.6: 80,000 households reporting improved physical access to either markets, 	<ul style="list-style-type: none"> • CI 1.1.7 20,000 persons trained in financial literacy and/or use of i • CI 2.1.1. 1,000 rural enterprises accessing business development services • CI 2.1.2. 50.000 persons trained in income generating activities or business management • C.2.1.3. 500 rural producer organizations supported • 500 producer organizations involved in VC investment planning • CI 2.1.5: Roads constructed, rehabilitated or upgraded

					<p>processing, and or storage facilities</p> <ul style="list-style-type: none">• CI 1.2.8: Women reporting Minimum Dietary Diversity (MDDW)• Policy 3: Existing/new laws, regulations, policies or strategies proposed to policy makers for approval, ratification or amendment	<ul style="list-style-type: none">• Policy 1: Policy-relevant knowledge products completed• Policy 2: Functioning multi-stakeholder platforms supported
--	--	--	--	--	--	--

Key files

Key file 1: Rural Poverty and agricultural sector issues (refers to chapter I C)

Priority Areas	Affected Group	Major Issues	Actions Needed
Lack of scale in agricultural products	Small holder farmers and fishers	<ul style="list-style-type: none"> Limited number of commercial scale consolidation of agricultural products by small holder farmers and fishers Difficulty of farmers and fishers to meet volume, quality, and frequency of delivery required by big buyers Unscrupulous traders and middlemen who exploit the inability of small producers to sell directly to big buyers 	<ul style="list-style-type: none"> Intensify efforts at organizing small holder farmers and fishers to supply the volume and quality required by commercial establishments Coordinate availability and delivery of support services along the value chain to enable small holder farmers and fishers to supply directly to commercial establishments Promote hub and spoke system where bigger/more commercially successful farmers/fishers groups serve as business partners to smaller, less experienced organizations
Poor financial performance of government assisted rural enterprises Low institutional capacity for developing commercially viable rural enterprises	Beneficiaries of government assisted rural enterprises	<ul style="list-style-type: none"> Many government organized/supported rural enterprise fail after project support ends Poor management of rural enterprises Poor design of government subsidies which fail to elicit entrepreneurial mindset among beneficiaries 	<ul style="list-style-type: none"> Enterprise development interventions must be geared towards commercialization of rural enterprises (e.g. strengthening financial management systems, calibrate delivery of subsidies according to needs and utilization capacity and not according to disbursement targets, etc.) Entrepreneurship development training for frontline government personnel who are involved in enterprise development in order to improve their business mindset and develop their competency to work with partners who can more effectively deliver enterprise development services Outsourcing of business management to professional managers or private entities which are more entrepreneurially competent, will agree to equitable profit-sharing arrangements, and are willing to mentor farmer/fisherfolk leaders in business management
Lack of access to capital and infrastructure	Small holder farmers/fishers groups Rural communities	<ul style="list-style-type: none"> Lack of credit history of small, start-up enterprises Risk aversion of private financial institutions towards rural enterprises Weak market for financial services in rural areas Limited availability of post-harvest and storage 	<ul style="list-style-type: none"> Strengthen farmers/fisher organizations to build the business case for investment and including legally register with relevant agencies. Catalyze private investment and finance in rural enterprises, through the use of improved public financing instruments serving as seed capital, risk buy down, and first loss coverage. (matching grants, credit guarantees, public ag insurance)

Priority Areas	Affected Group	Major Issues	Actions Needed
		facilities <ul style="list-style-type: none"> • Insecure land tenure and tenurial overlaps mean land cannot be used to secure finance and credit • Gaps in transport infrastructure impacting on market accessibility 	<ul style="list-style-type: none"> • Work with agencies, private sector finance and services supporting land reform agendas and innovations to improve outreach, services and products, inclusive of VC finance. • Calibrate the enabling environment for rural financing by providing incentives to private financial institutions that will participate in the value chain financing program of government
Diminishing natural resources and adverse impact of climate change on agriculture	Rural communities Small holder farmers and fishers groups	<ul style="list-style-type: none"> • Increasing intensity and frequency of natural calamities that impact natural resources and the livelihood of rural communities • Increasing impact of overextraction and unhampered use of chemicals that are damaging to the natural resource base • Lack of awareness/capability to mitigate damage of natural calamities on natural resources and measures to enhance biodiversity of rural ecosystems 	<ul style="list-style-type: none"> • Increase awareness and capability of small holder farmers and fishers ecosystem to climate change adaptation strategies and disaster risk management by building and demonstrating the business case to invest. • Invest in strengthening local structures and capability to plan for and manage ecosystem natural resource management and biodiversity conservation • Improve local partnerships and seed investments in natural resource management and biodiversity conservation in a given landscape • Increase investments in building institutional capacity and inter-agency collaboration for natural resource management and biodiversity conservation
Low utilization of modern agricultural technology	Small holder farmers and fishers Rural families involved in agriculture	<ul style="list-style-type: none"> • Low propagation of available agricultural technology (agritech) • Aversion of aging farmers in using modern agritech 	<ul style="list-style-type: none"> • Government to increase investments in applying available agritech in farming/fishing areas and increase investments in research and development of more appropriate agritech • Enhance capacities of LGU agricultural extension workers • Mobilize the youth in application of agritech in their own communities, family enterprises
Lack of participation of the youth in farming and rural enterprise development	Small holder farmers and fishers groups Rural youth	<ul style="list-style-type: none"> • Disinterest in farming among the youth due to the poor economic returns in agriculture • Lack of consciousness among rural enterprise development actors to involve the youth in agricultural development 	<ul style="list-style-type: none"> • Provide scholarships and other incentives to encourage the descendants of the leaders of rural enterprise beneficiaries to study agroenterprise development • Build the business case for farming as a business. • Invest in training the youth and students in the use of modern agritech, partner with academic institutions (particularly state

Priority Areas	Affected Group	Major Issues	Actions Needed
			colleges and universities) in using their extension services in this regard

Key file 2: Target group identification. Priority issues and potential response (refers to chapter I-C, III-C)

Typology	Poverty Levels and Causes	Coping Actions	Priority Needs	COSOP Response
Poor smallholder farmers	High poverty levels <ul style="list-style-type: none"> Limited market and transport linkages High input costs Low production levels Vulnerability to calamities Small land parcels and unsecure tenure 	<ul style="list-style-type: none"> Community-based adaptation Subsistence agriculture Land leasing Stock raising 	<ul style="list-style-type: none"> Increased income Increased market opportunities Protection of resources and inputs 	<ul style="list-style-type: none"> Enterprise expansion and strengthening Product diversification and value adding Market linkages Sustainable management of resource base
Small-scale fishers	High poverty levels <ul style="list-style-type: none"> Limited market and transport linkages Low production levels 	<ul style="list-style-type: none"> Alternative livelihood Migration 	<ul style="list-style-type: none"> Protection of resources Increased market opportunities 	<ul style="list-style-type: none"> Enterprise expansion and strengthening Product diversification and value adding New technologies on processing to widen market opportunities Address threats to livelihoods, e.g. illegal fisheries Sustainable management of resource base
Agrarian reform beneficiaries	Medium levels of poverty <ul style="list-style-type: none"> Limited income diversification Fragile ecosystems and vulnerability to calamities 	<ul style="list-style-type: none"> Community-based adaptation 	<ul style="list-style-type: none"> Protection of resources and inputs Access to credit 	<ul style="list-style-type: none"> Sustainable management of resource base Product diversification and value adding
Indigenous communities	Diversity in poverty levels but high in target areas <ul style="list-style-type: none"> Isolated and fragile landscapes Lack of crop and income diversification 	<ul style="list-style-type: none"> Community-based adaptation Shifts in agricultural practices 	<ul style="list-style-type: none"> Protection of resources and inputs Self-determination Market linkages Transport and access infrastructure 	<ul style="list-style-type: none"> Ecosystem protection Enterprise strengthening Product diversification, and value adding and consolidation

Key file 2: Target group identification. Priority issues and potential response (refers to chapter I-C, III-C)

Typology	Poverty Levels and Causes	Coping Actions	Priority Needs	COSOP Response
Rural unemployed	High poverty levels <ul style="list-style-type: none"> Limited employment opportunities 	<ul style="list-style-type: none"> Migration to urban centers Seek employment in factories 	<ul style="list-style-type: none"> Expanded employment opportunities Access to credit 	<ul style="list-style-type: none"> Enterprise and organization strengthening Product diversification and value adding
Small scale producers and entrepreneurs	Medium poverty levels <ul style="list-style-type: none"> Limited market linkages and opportunities Low levels of output Limited post-harvesting and storage infrastructure 	<ul style="list-style-type: none"> Community organisations 	<ul style="list-style-type: none"> Management of enterprises and organisations Market linkages 	<ul style="list-style-type: none"> Market linkages Enterprise and organization strengthening

Key file 3: Organisation matrix (strength, weaknesses, opportunities and threats analysis) (refers to chapter I-C, III-B, IV-B, C, G)

The following institutions would be important for project implementation and oversight.

National Economic and Development Authority (NEDA) oversight agency responsible for economic development and planning.
Department of Finance (DoF) formulates policies for funding critical government programs. It chairs the People's Survival Fund (PSF) created by RA 10174 (2012) to better equip vulnerable communities to deal with climate change impacts.
Local Government Units (LGUs) deliver public services for rural and agricultural development under the Local Government Code RA 7160 (1991) through Comprehensive Development Plans (CDPs), with expanded authority under the Mandanas-Garcia ruling, Executive Order 138 (2022).
Department of Agriculture (DA) agency responsible for promotion of agricultural and fisheries development and growth at national and regional levels to support decentralized LGU level extension services. Key technical bureaus include Fisheries and Aquatic Resources (BFAR) and Soil & Water Management (BSWM)
Department of Agrarian Reform (DAR) is responsible for the redistribution of agrarian land and for leading the implementation of the Comprehensive Agrarian Reform Program (CARP) support services.
Department of Environment and Natural Resources (DENR) is responsible for the conservation, management, development, and proper use of environment and natural resources.
Department of Trade and Industry (DTI) is responsible for supporting a globally competitive and innovative industry and services sector.
National Commission on Indigenous Peoples (NCIP) sits within the Office of the President and is responsible for protecting the rights, interests and well-being of IPs under the Indigenous People's Rights Act (IPRA) of 1997.
Other agencies relevant for this COSOP include the Departments of: Science and Technology, Interior and Local Government, Social Welfare and Development, the National Irrigation Administration (NIA), and the Climate Change Commission (CCC) under the Office of the President for implementation of the Climate Change Act 9729 (2009).

Organization	Strengths	Weaknesses	Opportunities/Threats	IFAD Response
<i>Enablers</i>				
Local Government Units (LGUs)	<ul style="list-style-type: none"> Local level coordination 	<ul style="list-style-type: none"> Variation in capacity and resources 	<ul style="list-style-type: none"> O – Mandanas Garcia Ruling – increase in funds and responsibility T – increased responsibility and mandate 	<ul style="list-style-type: none"> Strengthen capacities on relevant devolved functions
Department of Agriculture (DA)	<ul style="list-style-type: none"> Decentralised with the ability to provide extension services Specialist bureaus e.g. BFAR, BSWM 	<ul style="list-style-type: none"> Limited additional capacity Weak programmatic engagement with LGUs on extension services 	<ul style="list-style-type: none"> O – shared focus on mechanization and digitalization, roadmap development, infrastructure T – Inability to reach target communities 	<ul style="list-style-type: none"> Strengthen DA community engagements such as F2C2 and other programs
Department of Agrarian Reform (DAR)	<ul style="list-style-type: none"> Strong relationships with communities Presence at the field level 	<ul style="list-style-type: none"> Linking community concerns with relevant agencies and LGUs 	<ul style="list-style-type: none"> O - Experience in participatory inclusive value chain development through implementation of IFAD projects T – Sustainability plans not implemented T – land tenure insecurity 	<ul style="list-style-type: none"> Leverage opportunity to address rural poverty reduction
Department of Environment and Natural Resources (DENR)	<ul style="list-style-type: none"> Clear mandate Expertise in resource management 	<ul style="list-style-type: none"> Centralized 	<ul style="list-style-type: none"> O- GEF Focal Point T – Overlapping jurisdictions of upland areas with ancestral domain and agricultural lands 	<ul style="list-style-type: none"> Work closely with CSI-SRD to facilitate Leverage partnership for program implementation

Organization	Strengths	Weaknesses	Opportunities/Threats	IFAD Response
National Economic and Development Authority (NEDA)	<ul style="list-style-type: none"> • Provide venue for collaborative planning and resolution of overlapping jurisdictions 	<ul style="list-style-type: none"> • Centralized 	<ul style="list-style-type: none"> • O – shared focus areas e.g. generating jobs, digitalization, food security etc • T – minimal budget for collaborative programs 	<ul style="list-style-type: none"> • Align programs with government and partner priorities
National Commission on Indigenous Peoples (NCIP)	<ul style="list-style-type: none"> • Strong mandate and leadership • Passionate staff 	<ul style="list-style-type: none"> • Limited resources • Need to strengthen capacities of field staff 	<ul style="list-style-type: none"> • O – Clarity of program implementation based on its mandate • T – Budget support 	<ul style="list-style-type: none"> • Inclusion of IP communities, NCIP participation is crucial
National Convergence Initiative for Sustainable Rural Development (NCI-SRD)	<ul style="list-style-type: none"> • Multi-agency • Coordination 	<ul style="list-style-type: none"> • Newly formed 	<ul style="list-style-type: none"> • O – convergence approaches • O – Reduce duplication • O – increase learning • T – limited capacity and resource allocation 	<ul style="list-style-type: none"> • Leverage potential platform for collaboration of participating agencies
Department of Trade and Industry (DTI)	<ul style="list-style-type: none"> • Strong economic experience • Previous IFAD engagement 	<ul style="list-style-type: none"> • Need for a more programmatic support in building community enterprises 	<ul style="list-style-type: none"> • O – Market linkage facilitation 	<ul style="list-style-type: none"> • Provide broad economic support to local enterprises for emerging global markets
Service Providers (CSOs, cooperatives, academe. Business chambers and established POs)	<ul style="list-style-type: none"> • Expertise in providing needed services by community organizations • Conversant with local context and challenges 	<ul style="list-style-type: none"> • Limited geographical coverage 	<ul style="list-style-type: none"> • O – Service providers are increasing in number • T – Budgetary constraints 	<ul style="list-style-type: none"> • Promote multi-stakeholder collaboration connecting community projects and policy interventions

Organization	Strengths	Weaknesses	Opportunities/Threats	IFAD Response
Client Organizations <i>(Farmers, fisher groups and IPs; Also focus on women and youth)</i>	<ul style="list-style-type: none"> Enhance sustainability of projects Vibrant community participants 	<ul style="list-style-type: none"> Require strong support of partners and service providers 	<p>O - Policy support and needed services are available</p> <p>T - Need expertise in stakeholder management</p>	<ul style="list-style-type: none"> Promote ways for inclusive development

Key File 4: Strategic partnerships potential (refers to chapter IV-B,G, V-A)

Partnering objective	Partner	Nature of project or justification for partnering	Project/Programme Coverage	Status	Expected results from the partnership
	SO1 – Protect and enhance natural resource base				
Coherence in plan implementation	LGUs	Local presence and implementation of local plans <ul style="list-style-type: none"> •RAPID •ConVERGE •Proposed Project 1 •Proposed Project 2 	<ul style="list-style-type: none"> • Sustainable, market-based VCD • VCD in ARCs • EBA to VCD in ARCs and local planning • EBA to VCD in coastal communities 	2018-2025 2015-2023	Delivery at the local level Increased coherence of policies and plans
Extension service	DA	Strength in technical extension services Primary agricultural agency	<ul style="list-style-type: none"> • Link to DA main programmes for technical support, e-commerce and research and development 	2023-2028	<ul style="list-style-type: none"> • Delivery of capacity-building and technical extension services for agricultural communities and organisations • Convergence approaches • Engagement in CLPE activities
Grant financing	DENR	<ul style="list-style-type: none"> • GEF focal agency 	<ul style="list-style-type: none"> • Financing for Proposed Project 1 • Engagement in CLPE activities 	2023-2028	GEF Grant for NRM and biodiversity protection activities
Entry point for ARCs	DAR	Community connections in ARCs <ul style="list-style-type: none"> •ConVERGE •Implementing agency for proposed project 1 	<ul style="list-style-type: none"> • VCD in ARCs • EBA to VCD in ARCs and local planning 	2015-2023 2023-2028	<ul style="list-style-type: none"> • Convergence approaches • Engagement in CLPE activities

Partnering objective	Partner	Nature of project or justification for partnering	Project/Programme Coverage	Status	Expected results from the partnership
					<ul style="list-style-type: none"> • Implementation of proposed project 1
Market linkages	DTI	Market connections <ul style="list-style-type: none"> •Rapid 	<ul style="list-style-type: none"> • Sustainable, market-based VCD 	2018-2025	<ul style="list-style-type: none"> • Convergence approaches • Engagement in CLPE activities
Coherence of approaches across agencies	NCI-SRD	Coherence of rural development initiatives	<ul style="list-style-type: none"> • Strategic engagement of national agencies and links to LGU 	2023-2028	<ul style="list-style-type: none"> • Convergence approaches • Engagement in CLPE activities
SSTC and policy-practice cycle strengthening	CSOs	Regional reach and connections up to policy level and down to communities.	<ul style="list-style-type: none"> • In response to demand and based on lessons emerging 	2023-2028	<ul style="list-style-type: none"> • CSOs assist farmer and fisherfolk to establish organisations and empower communities • Engagement in CLPE activities • CSOs take learnings from engagement with COSOP to other contexts
Innovation through new research, approaches and technologies	Academe	Knowledge management and generation expertise	<ul style="list-style-type: none"> • Engagement with lending and non-lending innovations and technical support across all projects. 	2023-2028	<ul style="list-style-type: none"> • Innovative processes and technologies
Increased private sector engagement	Private Sector (Business chambers)	Market linkages and business management expertise	<ul style="list-style-type: none"> • Direct VCD engagement in specific projects VC activities 	2023-2028	<ul style="list-style-type: none"> • Develop market linkages

Transition projections

This Appendix aims at outlining the most likely economic transition pathway over the COSOP lifetime (2022-2028) as captured through a series of projected macroeconomic and sector-level indicators and attendant upward and downward risk factors. This risk-based outlook exercise is meant to better ground IFAD's overall engagement through the proposed COSOP in the country's evolving socio-economic context and to inform the fund's ongoing efforts to enhance its value proposition to middle-income countries. The Philippines, one of the emerging market economies in South East Asia, is currently classified by the World Bank as a lower middle-income country. Its GNI per capita stood at USD 3,640 in 2021.

According to the Government's Bureau of Treasury, the country aims to graduate into the "upper-middle income" category by 2028 thanks to the enactment of a series of structural reforms and high-level initiatives such as the 8-point socio-economic recovery program which aims, *inter alia*, to reduce poverty to 9 percent by 2028²⁰.

Following a sharp contraction in 2020 (-9.5 percent), the Philippine economy has managed to rebound and has managed to largely regain its pre-pandemic growth levels. According to IMF projections, the GDP growth²¹ is projected to accelerate to 6.5 percent in 2022 rising from 5.7 percent in 2021 due to the drop in COVID-19 caseloads and relatively well-managed economic reopening across sectors.

However, given the weak external environment and lingering geopolitical uncertainty, the GDP growth is expected to decelerate to 5 percent in 2023 and then to gradually accelerate to an estimated 6.3 percent in 2027. This growth scenario makes the GoPH objective to reach upper middle-income status by 2028 or even before that date highly likely. The President Marcos Jr's new Administration drive to secure a sustainable, inclusive, and green recovery under the soon-to-be finalized PDP will be instrumental in that regard.

The new Administration, which took office on July 1st 2022, had so far, its immediate attention centred on reducing the impact of soaring food prices on poor households and farmers. Although direct trade linkages with Russia and Ukraine are negligible, Philippines is mostly grappling with indirect economic spill-overs from the still unfolding conflict between these two nations. Geopolitical tensions as well as China's zero-covid policy are the main drivers of the current global economy deceleration. The latter factors are weighing down on the country's export shares to major economies of US, EU and China. This situation, if persistent, could significantly alter the above-mentioned medium-term growth outlook.

Downward risk factors to the above transition scenario are mainly associated with short-to medium-term rising inflation, the nature of the country's financing mix as well as the level of public and private investments earmarked to sectors with high poverty-reduction potential such as agriculture and rural development.

The average inflation for 2022²² is projected to edge up to 5.8 percent from the previous GoPH assumption of 4.5 to 5.5 percent given the persisting high energy and food prices. However, inflation is expected to moderate in the medium-term reaching 2.5 to 4.5 percent in 2023 before returning to the target range of 2.0 to 4.0 percent by 2024.

The rise in global commodity prices is particularly concerning for rural households. Surge in commodity prices has a direct significant impact on domestic inflation as income wages cannot be adjusted to rising commodity prices in the near-term, causing significant reductions in real incomes and thus denting purchasing power.

²⁰ [Poverty and Equity Brief, The World Bank, October 2022](#)

²¹ [IMF IV Consultation Philippines](#)

²² [JOINT STATEMENT OF THE Ministry of Finance- THE MEDIUM-TERM MACROECONOMIC ASSUMPTIONS AND FISCAL PROGRAM FOR FY 2023 to 2028](#)

Another potential downward risk factor is associated with the country's financing mix. According to the OECD transition finance toolkit²³, the current composition of the country's financing mix is made of 51 percent from tax revenue, 37 percent remittances, FDI 8 percent, OOF 2 percent and ODA 1 percent. While relatively stable domestic tax revenue is the dominant element of the funding mix, the importance of remittances is exposing the country to the external volatility traditionally associated with remittances inflows.

On the positive side, significant upward risk factors are likely to increase the likelihood of the growth outlook underpinning this proposed COSOP: significant fiscal consolidation has been achieved as the rise in public revenues and decrease in public spending resulted in a narrower fiscal deficit (from 8.3 percent of GDP in 2020 at the height of the pandemic to an estimated 6.5 percent of GDP in 2022). However, stimulus expenditure during the pandemic caused the national debt ratio to rise, reaching 63.7 percent of GDP as of the end of September 2022. That said, this uptick in public indebtedness is not a matter of concern as a large portion of national debt is denominated in local currency (68.5 percent of the total) and debt maturity profile is largely skewed towards medium- to long-term tenors (96.2 percent of the total debt). The likelihood of the realization of the proposed transition scenario and attendant growth outlook is also bolstered by the prominence given to agriculture in the country's Medium-Term Fiscal Framework (MTFF). The latter framework aims at bringing down poverty prevalence into the single-digit area (a target of 9 percent rate by 2028) while reducing debt-to-GDP ratio to below 60 percent from the current 63.7 percent.

Reducing the poverty rate from 23.7 percent in the first half of 2021 to single digit by 2028 will require, *inter alia*, increasing agricultural productivity. To that end, the Authorities intend to scale up efforts to promote farm clustering and consolidation, increase investments to develop improved seeds and seedlings, introduce modern agro-processing technologies, and commit more resources towards climate change adaptation and mitigation while rationalizing agricultural subsidies.

Rationalization of subsidies would require shifting more support measures away from rice to benefit other high-value crops. The IMF reckons that the continued focus on supporting rice production has come at the expense of other agricultural products. As a result, Filipino consumers pay for food approximately 40 percent higher than the other ASEAN countries causing higher domestic inflation.

As the new Administration moves forward, achieving effective public spending in the agricultural sector and improving the overall investment ecosystem to pave the way for increased public and private investments into agriculture will be key to achieve the PDP's overarching objective related to fostering economic transformation for a prosperous, inclusive and resilient society.

It is within this expected transitional context that the new COSOP has been formulated. There are a number of operational implications, mainly related to:

(a) Lending terms and conditions

The Philippines is currently a LMIC, receiving loans from both PBAS and BRAM funding windows. Loans are currently priced at ordinary terms. Projections of GDP growth over the COSOP period would see the country reach an UMIC status, possibly by the start of IFAD13 lending cycle. This transition from a dual access to the two current IFAD funding windows (i.e. PBAS and BRAM) could potentially affect the overall volume of resources to be committed over the COSOP period (availability of BRAM resources and the overall BRAM envelope are determined as part of the replenishment consultations and are harder to predict from one lending cycle to the other)

(b) COSOP priorities and products (e.g., investment projects, policy engagement, reimbursable technical assistance)

It is expected that the proposed COSOP priorities and associated products will remain highly relevant throughout the entire COSOP lifetime. However, a higher emphasis on

²³ [Transition Finance Toolkit OECD](#)

non-lending engagement would be needed as the country is expected to attain UMIC status over the course of the COSOP implementation. IFAD will need to be more proactive in policy engagement and on forging new partnerships to better accompany the country's efforts towards a more sustainable green economy and inclusive rural transformation. That said, the shift in income status and the associated shift in access from a mix of PBAS/BRAM to an exclusive access to BRAM would most likely entail adjustments in the type of investment projects to be included in the pipeline over the COSOP period, particularly starting from IFAD13.

(c) Co-Financing opportunities and partnerships

Given the relatively sound macroeconomic fundamentals underpinning the present transition scenario, the country is expected to be able to attract major international co-financing from ADB, WB, IsDB and possibly from various regional and global climate finance funds and facilities. Partnerships with Government Ministries, non-government organisations-reflecting interest of the indigenous people, farmers organisations to reflect traditional and structural challenges and civil societies are expected to improve the portfolio implementation performance over the COSOP's timeline. IFAD's partnership with private sector players like MARS Inc. will continue to feature prominently. Due to higher government revenues, domestic co-financing and partnership opportunities should increase over the lifetime of the COSOP.

SECAP background study

Content

I. Introduction	18
II. Situational Analysis and Main Challenges	18
2.1 Socioeconomic Situation	
2.2 Environment and Climate	
2.3 Key Challenges	
III. Legal and Institutional Framework	26
3.1 Country System and IFAD-SECAP 2021	
3.2 Commitments to Global Efforts on SDGs	
3.3 Programs and Partners	
IV. Strategic Recommendations	29
4.1 Lessons Learned from Previous COSOP 2017-2022	
4.2 Strategic Orientation, Actions and Targeting	
4.3 Monitoring	
Attachment 1: IFAD Environmental and Social Exclusion List	
Attachment 2. SECAP Reference Maps	
Attachment 3. Distribution of River Basins in the Philippines	
Attachment 4. Philippine Laws and SECAP 2021	
Attachment 5. Global SDG Commitments and Status	
Attachment 6. Country Programme Areas	
Attachment 7. Existing Donor ENRM and CC Initiatives	
Attachment 8. References	

1. Introduction

1. The overall COSOP goal for 2023-2028 is “Poor and vulnerable rural populations achieve reduced rural poverty, strengthened livelihoods, and improved food security and resilience.” The COSOP has two strategic objectives: **Strategic Objective 1:** Enhance the resilience of small producers to economic and climate shocks and protect and rehabilitate the fragile eco-systems of the country. **Strategic Objective 2:** Promote inclusive, resilient, and sustainable agricultural value chains to increase productivity, employment opportunities, and incomes for poor rural communities.
2. **IFAD’s SECAP and Objective.** The Social, Environmental and Climate Assessment Procedures (SECAP) provides IFAD’s guiding values and principles in order to define its strategy for assessing social, environmental and climate risks to enhance the sustainability of results-based country strategic opportunities programmes (RB-COSOPs), country strategy notes (CSNs), programmes and projects. SECAP 2021 applies to all new IFAD-supported programmes and projects entering the pipeline after 1 August 2021.²⁴ Nine environmental and standards (ES) guide the assessment and management of investment risks: (i) ES1: Biodiversity conservation, (ii) ES2: Resource efficiency and pollution prevention, (iii) ES3: Cultural heritage, (iv) ES4: Indigenous peoples, (v) Labour and working conditions, (vi) ES6: Community health and safety, (vii) ES7: Physical and economic resettlement, (viii) ES8: Financial intermediaries and direct investments, and (ix) ES9: Climate change. An environmental and social exclusion list is provided in Attachment 1.
3. **Approach and Methodology.** IFAD engaged two SECAP Specialists to prepare the SECAP study from October to December 2022. A desk review of literature and policy documents was conducted, followed by an assessment of available database from open access sites and those shared by key Government offices. Consultations were made with COSOP implementation partners and other stakeholders from government, civil society, and donor sectors from October 27 – November 11, 2022 and site visits made in CARAGA and Region X (Northern Mindanao) from October 22-26, 2022.

2. Situational Analysis and Main Challenges

4. **Country Context.** The Philippines is an archipelago in Southeast Asia with a total area of 300,000 square kilometers, composed of at least 7,100 islands. The 11 largest islands account for 92 percent of the country’s total area. Geographically, it can be categorized into three major island groups—Luzon in the north that occupies 47 percent of the total land area, Mindanao in the south that accounts for 47 percent of the country’s land area, and Visayas that is situated between Luzon and Visayas, covering of 19 percent of the country’s land area. Luzon is divided into 7 regions, Visayas into 3 regions, and Mindanao into 5 regions. The country is bounded by the West Philippine Sea in the west and Sulu and Celebes Sea in the south. Other bodies of water that surround the country are bays, lakes, and gulfs.
5. The country is an agricultural country with 47 percent of its land intended for agriculture.²⁵ The tropical climate and fertile soil also provides ideal conditions for agriculture. There are only two seasons: dry and wet/rainy season. Rainy season usually lasts from June to November. Staple crops planted in the Philippines are rice, corn, coconut, sugarcane, and tobacco.
6. The Philippines’ economy had steady growth but was slowed by the COVID-19 pandemic with a 9.5 percent contraction affecting the physical and human capital accumulation and lowering the country’s growth potential. During the second quarter

²⁴ The first IFAD-SECAP took effect on January 2015. By 2017, an update to the SECAP, along with guidance statements, provided the mandatory requirements and other elements integrated throughout the project life cycle.

²⁵ OECD. 2017, “The agricultural policy context in the Philippines”, in *Agricultural Policies in the Philippines* (OECD Food and Agricultural Reviews), OECD, doi:10.1787/24114278.

of 2022, the economy has sustained its expansion with a GDP growth of 7.4 percent²⁶. In 2021, the Bangsamoro Autonomous Region of Muslim Mindanao (BARMM), Region X, Region XII, and Region IX have surpassed their GRDP in 2019. Other regions posted a positive GRDP growth rate compared to the 2020 level but are still behind from their pre-pandemic levels. The National Capital Region (NCR) has still the highest share in the national economy (32 percent) followed by Region IV-A (14 percent) and Region III (11 percent). With the implementation of COVID-19 policies during the pandemic, economic activities are slowly increasing after its derailment due to the COVID-19 cases surge and inflation last 2021²⁷.

7. Poverty incidence in the country also increased in 2021 with national poverty at 18.1 percent, about 19.99 million poor Filipinos²⁸. BARMM remains the region with the highest poverty incidence at 29.8 percent. The country's highly urbanized cities (HUCs) have low poverty incidence compared to a number of provinces in the country. Poverty reduction in rural areas will take some time due to the slow recovery of sectors, such as agriculture and traditional services, associated with rural employment²⁹. The highest poverty incidences among the basic sectors are experienced by the country's farmers and fisherfolks, 30.0 percent and 30.6 percent respectively. Attachment 2-1 provides the poverty map by province, as of 2021.
8. **Nutrition.** In the latest Expanded National Nutrition Survey (2021)³⁰, malnutrition indicators among children under-five years old (0-59 months) have all decreased: stunting rate was 26.7 percent from 33.4 percent in 2018, underweight rates were 12.3 percent from the 21.5 percent data in 2018, wasting also decreased from 7.1 percent to 5.5 percent in 2021, and overweight remained the same at 3.9 percent rate compared to 2018. Children in rural areas are more likely (30 percent) to be stunted than those in urban areas (26 percent)³¹. Philippines ranks 5th globally for stunting, the highest of any country in East Asia and the Pacific (EAP) region. In 2019, 38 percent of children between 6-11 months old; 26 percent of children between 12-23 months; and 20 percent of pregnant women were anaemic. In addition, nearly 17 percent of children aged 6-59 months suffered from vitamin A deficiency (2018).³²
9. The intermediate causes of Filipino undernutrition in children are inadequate nutrient intake and ill health. Filipino children do not meet the nutritionally adequate food intake when breastfeeding and illnesses often weakens their immune response. Underlying determinants of undernutrition are inaccessibility to health services and diverse nutritious foods, unhealthy household environments, and inadequate maternal care and nutritional practices. There are areas in the country, especially marginalized areas, that have high exposure to unsafe drinking water and poor sanitation facilities that contribute to a child's stunting. Population pockets experience high levels of stunting, wasting, and being underweight, some exceeding 40 percent of the total population³³. These pockets are mostly found in rural areas (30.4 percent), especially in areas with high poverty rates, than in urban areas (26.4 percent), particularly in the regions of

²⁶ NEDA Secretary Arsenio M. Balisacan. 9 August 2022. Statement of The National Economic and Development Authority on the Philippine Economic Performance for the Second Quarter Of 2022. Retrieved from: <https://neda.gov.ph/statement-of-neda-secretary-arsenio-m-balisacan-on-the-philippine-economic-performance-for-the-second-quarter-of-2022/>

²⁷ World Bank. 2021. Philippines Economic Update, June 2021: Navigating a Challenging Recovery. World Bank, Washington, DC. © World Bank. <https://openknowledge.worldbank.org/handle/10986/35690> License: CC BY 3.0 IGO

²⁸ Philippine Statistics Authority. 2021. Preliminary 2021 Full Year Poverty Statistics of the Philippines. Retrieved from: https://psa.gov.ph/sites/default/files/Preliminary_per_cent202021_per_cent20Full_per_cent20Year_per_cent20Poverty_per_cent20Statistics_per_cent20Publication_25Aug2022_1.pdf

²⁹ *Op. cit.*

³⁰ Food and Nutrition Research Institute (FNRI)-Department of Science and Technology (DOST). 2021. Expanded National Nutrition Survey: 2021 Results Nutritional Status of Filipino Preschool Children. Retrieved from: <http://enutrition.fnri.dost.gov.ph/site/uploads/2021%20ENNS%20-%20National%20Results%20Dissemination.pdf>

³¹ <http://enutrition.fnri.dost.gov.ph/site/uploads/2021%20ENNS%20-%20National%20Results%20Dissemination.pdf>

³² [PH-Undernutrition-Report-Executive-Summary-2021.pdf \(worldbank.org\)](#)

³³ *Ibid.*

BARMM (45 percent), MIMAROPA (41 percent), Region V (40 percent), Region VI (40 percent), SOCCSKSARGEN (40 percent), Zamboanga Peninsula (38 percent), and Central Visayas (37 percent).³⁴ Attachment 2-3 provides the stunting map.

10. Six out of 100 individuals live below the food adequacy threshold, meaning that six (6) individuals do not meet the threshold that must satisfy their dietary needs.³⁵ Factors contributing the food insecurity include the low productivity of rice, yields are below the average of other Southeast Asian countries, and a failure to diversify into high-value-added crops for local consumption and export, and farmers inability to be integrated into value chains³⁶. Food security and access to diverse food are some of the factors shaping the nutritional environment. About 23 percent of stunting cases of children under five in the Philippines are attributed to household's food insecurity and lack of access, availability, and use of diverse food³⁷.
11. **Women.** According to the Global Gender Gap report (2023), the Philippines is ranked 16th (79.1 percent) globally and New Zealand, the Philippines, and Australia have the highest parity among the EAP region, for closing the gender gap³⁸, however the country still lags socio-culturally.³⁹ 1 out of 4 women experience gender-based violence with 41 percent unreported. Labor force participation of women in 2022 remained lower at 55.9 percent compared to 76.2 percent for men⁴⁰. Similarly, the employment rate, men were higher at 95 percent and women at 94.2 percent⁴¹. From the latest Labor Force Survey, women's reason for not entering the labor force were because of their status as students studying, housewives with household duties, disability, and retired⁴². Filipino women are usually in low skill positions that pay less due to economic need, some even in non-paying work like managing family-owned businesses and domestic work which can hinder opportunities for paid employment. The wage gap between men and women in low skills positions is high, with men earning 50 percent more than women. The gender norm of men's primary role of being a breadwinner and women with caring for the family and home has contributed to the increased number of cases of economic abuse in violence against women cases and high tolerance and acceptance of wife beatings.
12. Women within the agriculture sector, have a median age of 52 years old, and are considered as disadvantaged producers having less land, living in remote locations, practicing subsistence agriculture, operating in mixed integrated farming systems that are not focused on main staples, and less access to extension services by national

³⁴ Mbuya, Nkosinathi V.N.; Demombynes, Gabriel; Piza, Sharon Faye A.; Adona, Ann Jillian V.. 2021. Undernutrition in the Philippines: Scale, Scope, and Opportunities for Nutrition Policy and Programming. International Development in Focus; Washington, DC: World Bank. © World Bank. <https://openknowledge.worldbank.org/handle/10986/35530> License: CC BY 3.0 IGO

³⁵ National Institute of Health. <https://www.ncbi.nlm.nih.gov>

³⁶ World Bank. 2020. Transforming Philippine Agriculture: During COVID-19 and Beyond. World Bank, Washington, DC. © World Bank. <https://openknowledge.worldbank.org/handle/10986/34012> License: CC BY 3.0 IGO

³⁷ Mbuya, Nkosinathi V.N.; Demombynes, Gabriel; Piza, Sharon Faye A.; Adona, Ann Jillian V. 2021. Undernutrition in the Philippines: Scale, Scope, and Opportunities for Nutrition Policy and Programming. International Development in Focus. Washington, DC: World Bank. © World Bank. <https://openknowledge.worldbank.org/handle/10986/35530> License: CC BY 3.0 IGO

³⁸ Buchhave, H. & Belghith, N. 11 April 2022. Overcoming barriers to women's work in the Philippines. Retrieved from: <https://blogs.worldbank.org/eastasiapacific/overcoming-barriers-womens-work-philippines>

³⁹ Valdez, I. K. M., Arevalo, M. V. P. N., Robredo, J. P. G., Gacad, S. L. S., Villaceran, M. A. J., Libang, G. R., ... & Eala, M. A. B. (2022). Violence against women in the Philippines: barriers to seeking support. *The Lancet Regional Health—Western Pacific*, 23.

⁴⁰ Philippine Statistics Authority. 6 October 2022. Employment Rate in August 2022 is Estimated at 94.7 per cent. Retrieved from: <https://psa.gov.ph/content/employment-rate-august-2022-estimated-947-per-cent>

⁴¹ *Ibid.*

⁴² Employment Situation in July 2021. <https://psa.gov.ph/content/employment-situation-july-2021>

agencies⁴³ Based on a 2018 cacao value chain survey,⁴⁴ 55 percent of the work required is done by males and 45 percent by females with male household heads generally make decisions regarding market channels for the beans, responsible for transporting the beans to market. The distribution of the sale of cacao beans is unknown and women's contributions across the different nodes of the cacao value chain are oftentimes viewed as an extension to household chores. Household chores are reproductive activities that include the preparation of nutritious food made accessible⁴⁵ to everyone in the household.

13. **Youth.** About 31 million young people between the age of 15-30 years old account for 30 percent of the Philippine population. Most of the youth population are concentrated in Region IV-A, followed by NCR and Region III⁴⁶. The least concentration of youth population is in CAR, Region XIII, and Region IV-B⁴⁷. The Philippines sees the youth as the most valuable resource of the country and hence implementing Republic Act (RA) 8044 or the Youth in Nation Building Act that inaugurated the National Youth Commission and the National Comprehensive and Coordinated Program on Youth Development.
14. There are 7.39 million youth that are in the labor force, 6.45 million of which are employed and are working an average of 37.8 hours per week. There are 12.9 million youth that are not in the labor force and 947,000 unemployed for 15.7 percent youth unemployment rate. Since 2020, the proportion of youth Not in Employment, Education, or Training (NEET) have decreased from 20.4 percent to 13.9 percent in 2021. The reasons why the youth are not attending schools in 2021 are employment (22.2 percent), marriage (15 percent), finished schooling (14.6 percent), high cost of education (11.9 percent), and the COVID-19 pandemic (9.6 percent). Poverty incidence among the youth is prevalent in BARMM (58.9 percent) and Region IX (31.4 percent). Overall, 14.7 percent of Filipino youth belong to poor families, 4.4 percent of which are food poor families.
15. Studies have shown that the average age of farmers in the Philippines is 57 years old. Within the agricultural sector, there is an increasing lack of interest amongst young people due to stereotyping when it comes to "working on the land". They do not see a bright future in agriculture and rather seek to pursue the city life and what it has to offer.⁴⁸
16. **Indigenous Peoples (IPs).** To date, NCIP has identified 948 IP communities living in around 13 million hectares of land, 27 percent of which have land titles⁴⁹ (Attachment 2-4 provides the IP-CADT map.). Based on the 2020 Census of Population, among the 108.67 million household population, 93.09 million or 85.7 percent were classified as non-Indigenous Peoples (non-IPs). Out of the remaining 15.56 million household population, 8.21 million or 7.6 percent were IPs identified by National Commission on Indigenous People (NCIP).⁵⁰ Further, as of October 2021, NCIP has

⁴³ *Op. cit.*

⁴⁴ M. A. Lopez, et al. (2018) Implications of Gender Attribution for the Cacao Value Chain of Davao City, Southern Philippines. Center for the Advancement of Research, Development, and Engagement in Mindanao, University of the Philippines Mindanao, Mintal, Tugbok District, Davao City 8022, Philippines. 437-Article Text-614-1-10-20191203.pdf

⁴⁵ Nutrition- Sensitive Programming in the Philippines: Concepts and Ideas for Action. (2019). International Institute of Rural reconstruction.

⁴⁶ National Youth Commission. 2021. 2021 Youth Statistics Update. Retrieved from: <https://nyc.gov.ph/2021-youth-statistics-update/>

⁴⁷ *Ibid.*

⁴⁸ <https://projectconverge.ph/2020/06/10/flipping-the-page-a-youths-insight-on-agriculture/>

⁴⁹ <https://www.pna.gov.ph/articles/1158104>

⁵⁰ <https://psa.gov.ph/population-and-housing/node/177050>

identified 948 IP communities living in around 13 million hectares of land, 27 percent of which have land titles⁵¹ (Attachment 2-4 provides the IP-CADT map).

17. The Philippines is the only country in Asia to have a comprehensive system that protects the rights of IPs/ Indigenous Cultural Communities (ICCs) as manifested in RA 8371 or IPRA of 1997⁵². According to IPRA, IPs/ICCs refer to “group of people or homogenous societies identified by self-ascription and ascription by others, who have continuously lived as organized community on communally bounded and defined territory, and who have, under claims of ownership since time immemorial, occupied, possessed and utilized such territories, sharing common bonds of language, customs, traditions and other distinctive cultural traits, or who have, through resistance to political, social and cultural inroads of colonization, non-indigenous religions and cultures, become historically differentiated from the majority of Filipinos” (p.3)⁵³. The rights being protected by IPRA is the right to territorial domain, self-determination and right to practice their customary laws, cultural integrity and property, and free prior and informed consent (FPIC). The National Commission on Indigenous Peoples (NCIP) is the national agency responsible for the implementation of policies, plans, and programs to recognize, protect, and promote the rights of IPs/ICCS.
18. The Certification Precondition or Free and Prior Informed Consent (CP/FPIC) is a safeguard system for the protection of IPs in development interventions within their ancestral domains. This process ensures that the concerned IP community are consulted and discuss proposed development activities among themselves without any external influences.
19. The challenges faced by most IPs in the Philippines are deprivation of rights and opportunities to develop their capacities to cope with the changing social, economic, and political environment⁵⁴. ICCs face discrimination, degradation of natural resources, land grabbing, development aggression, and armed conflict thus their sense of ownership for their lands is decreased or overlooked⁵⁵. IPs that reside in their ancestral domains are usually in geographically isolated areas, have generally high cases of unemployment, underemployment and illiteracy because of the lack of access to basic social services, and few opportunities for economic, educational, and political participation⁵⁶. These indigenous people are mostly living below poverty and food thresholds due to the lack of income, livelihood, and access to basic education, inaccessibility to health and nutrition, housing, and safe drinking water and sanitation⁵⁷. More recently, House Bill 7477 (State Managed Farming Law of the Philippines) will require due diligence as currently being processed by Congress.⁵⁸
20. **Cultural Heritage.** The Philippines has a total of 6 world heritages recognized by the United Nations Educational, Scientific and Cultural Organization (UNESCO), 3 of which are cultural and 3 under natural heritage classification. The three cultural heritages are

⁵¹ <https://www.pna.gov.ph/articles/1158104>

⁵² Molintas, J. M. (2004). The Philippine indigenous peoples' struggle for land and life: challenging legal texts. *Ariz. J. Int'l & Comp. L.*, 21, 269.

⁵³ <https://ncip.gov.ph/republic-act-8371/> <https://ncip.gov.ph/republic-act-8371/>

⁵⁴ International Labour Organization. N.d. ILO in Indigenous and Tribal Peoples in the Philippines. Retrieved from: https://www.ilo.org/manila/areasofwork/WCMS_402361/lang-en/index.htm

⁵⁵ *Ibid.*

⁵⁶ *Op. cit.*

⁵⁷ Onsay, E.A. (2022). Poverty Profile and Health Dynamics of Indigenous People. *International Review of Social Sciences Research*, Volume 2 Issue 1, pp. 1- 27. DOI: <https://doi.org/10.53378/352876>

⁵⁸ The proposed bill stipulates for Government to possess, utilize, control and manage for agricultural business, the ancestral domains and lands through lease from IP residents of the subject land as represented by the NCIP subject to approval of at least ¾ of all members of the NCIP and the 2/3 approval vote by ballot of all the IPs of legal age who are actual residents of the subject land for at least 1 year before the vote to process, as supervised by the DILG. The yearly lease income shall be shared by the NCIP and the IP residents at 10 per cent as management fee for NCIP and 90 per cent by the IP residents. The business income is owned by the Lessee government unit.

the following: a.) four Baroque Churches found in Manila, Bulacan, Ilocos Norte, and Iloilo; b.) The City of Vigan in Ilocos Sur, and c.) Rice Terraces in Ifugao. The three natural heritages are Mount Hamiguitan Range Wildlife Sanctuary in Eastern Mindanao Biodiversity Corridor, Puerto-Princesa Subterranean River National Park in Palawan, and Tubbataha Reef Marine Park in the Sulu Sea.

21. **Financial Inclusion.** According to the Bangko Sentral ng Pilipinas (BSP)⁵⁹, 7 out of 10 Filipinos are financially excluded or do not have accounts to store, send, and receive funds. Of these financially excluded Filipinos, many are unemployed, in the low-income classes, less educated, underserved sectors (senior citizens and migrant workers), people with disabilities, IPs, forcibly displaced peoples, and the young population. Financial exclusion has also been observed to be prevalent in the agriculture, MSME, startup sectors, and informal workers. The relatively high poverty incidence in the agricultural and fisheries sectors indicates that these sectors continuously face difficulty accessing and using financial products and services due to the lack of documents to open personal or business accounts, high costs in opening or maintaining accounts, lack of financial data to permit them to access formal credit, and limited awareness and knowledge about existing financial products and services⁶⁰. Females are financially included compared to men based on the following indicators: account ownership, savings, credit, insurance, remittance, and making payments.
22. Challenges in the country's financial inclusion are the following: limited access to financial products and services especially for low-income households and less educated individuals, low levels of financial literacy, inefficient government financial cash support, and increased cases of fraud and scams⁶¹. The National Capital Region (NCR), Region IV-A (CALABARZON), and Region III (Central Luzon) are regions with the highest population and income thus there are also a number of financial institutions in the area. Low population and regional output regions, Bangsamoro Autonomous Region in Muslim Mindanao (BARMM), Cordillera Administrative Region (CAR), and Region IX (Zamboanga Peninsula) have sparse financial institutions available. Regions with high poverty incidences, mostly rural areas dominated by farming and fishing communities, is a manifestation that these areas lack economic activity due to security concerns, vulnerability to disasters, and lack of access to financial institutions.
23. **Environment and Climate.** In 2015, land use in the Philippines was comprised of agriculture (12.9 million ha or 42.9 percent of all land), forest lands (7.01 million ha or 23.7 percent), brush/shrublands (6.03 million ha or 20.4 percent), and wetlands inclusive of fishponds and inland waters (746.96 thousand ha or 2.5 percent).⁶²
24. A large variety of ecosystems, landscapes and habitats can be found in the country. These ecosystems are interconnected in terms of their functional relationships; hence the ridge-to-reef approach was conceived (UNDP-GEF 2015; CBD). For instance, a watershed with adequate forest cover provides water that supports lowland agriculture, prevents soil erosion and siltation of coasts and water bodies, and sustains the supply of surface and groundwater for domestic use. Major ecosystems and water resources⁶³ are described in attachment 4.
25. **Biodiversity.** The Philippines is one of 18 mega-biodiverse countries globally, that contains two-thirds of the earth's biodiversity and between 70 percent and 80 percent of the world's plant and animal species (700 of them threatened⁶⁴). It ranks fifth in the number of plant species and maintains 5 percent of the world's

⁵⁹ Bangko Sentral ng Pilipinas. 2022. National Strategy for Financial Inclusion 2022-2028. Retrieved from: <https://www.bsp.gov.ph/Pages/InclusiveFinance/NSFI-2022-2028.pdf>

⁶⁰ *Ibid.*

⁶¹ *Ibid.*

⁶² PSA 2022. Compendium on Phil. Environment Statistics 2010-2019

⁶³ National Water Quality Status Report 2001-2005. EMB-DENR

⁶⁴ <https://www.cbd.int/countries/profile/?country=ph>

flora. The country exhibits high species endemism with at least 25 genera of plants and 49 percent of terrestrial wildlife. It ranks fourth in bird endemism. In 2018, the Expanded Integrated Protected Areas System (NIPAS) Act covered 94 protected areas (PAs). 107 PAs cover a total of 1.85 million ha of terrestrial area and 1.49 million ha of marine area.⁶⁵ Out of the 101 terrestrial Key Biodiversity Areas of the Philippines, approximately 96 are part of the ancestral land and/or domains of IPs.⁶⁶

26. The Philippines is part of the center of diversity of rice, coconut, mung bean, taro and yam, as well as the center of origin and diversity of banana in Southeast Asia. BMB DENR records show that 14 populations of wild species of rice were collected from 1996 to 2000. Around 3,000 plants are utilized for food, feed, shelter, fiber, fuel, medicine, ornamentals, and ornaments. A vast number of plants are of significant cultural value to local communities as these relate to religion, folklore, rituals, and the arts. The Philippine Bureau of Agricultural Statistics has classified asparagus, broccoli, carrots, cauliflower, ginger, gourd, common (field) bean, lettuce, okra, Chinese cabbage and pak choi as minor or neglected underutilized species (NUS).⁶⁷ Conservation strategies include *ex-situ* (cold storage, field genebanks, *in vitro*, pollen storage, DNA storage, and ultra-drying) and *in-situ* (on-farm and home garden). Agricultural biodiversity is declining, parallel to land area devoted to agriculture. Per BMB-DENR records, the occurrence of species invasions threatens agricultural biodiversity and has been reported in protected areas, wetlands, and agricultural areas, as well as, in production and protection forests. Many of the past and present introductions are intended for food production, reforestation, horticulture, and recreation.
27. **Climate.** The Philippines has an average annual rainfall of 2,348 millimeters (mm) but varies geographically from 960 mm in southeast Mindanao to over 4,050 mm in central Luzon. During June to September heavy rainfall is concentrated to the west of the country. Between October and March, heavy rainfall is found in the eastern regions. Rainfall is governed by the southwest monsoons in the summer and by the northeast monsoon and tropical cyclones in the cold season. The Philippines experiences strong periodic droughts that are linked to the El Niño Southern Oscillation (ENSO).⁶⁸
28. Temperatures are generally high especially in the valleys and plains averaging 27°C year-round with low seasonal temperature variation of approximately 3°C. Humidity levels are high, averaging 82 percent due to the warm moist trade winds as well as sea surface temperatures. The hottest months are April and May. The coldest months are in December, January and February. Elevation is a significant factor in temperature variation.
29. **Trends and projections.**⁶⁹ The new set of climate projections for the Philippines were based on two of the most recent scenarios from the IPCC: RCP4.5 (moderate level of GHG emissions) and RCPB.5 (high level of GHG emissions) applying the Climate Information Risk Analysis Matrix (CLIRAM) tool. It provides projected changes in climate variables in both the mid-21st century (2036- 2065) and the late-21st century (2070-2099) based on the 1971-2000 baseline period.
30. The annual mean temperature in the Philippines has risen by 0.68°C (1951-2015), an average rate of increase by about 0.1°C/decade. Annual maximum temperature increased at a slower rate of approximately 0.05°C/decade while annual minimum temperature increased more rapidly at 0.15°C/decade. The annual mean surface air temperature in the Philippines is expected to increase from 0.9°C to 1.9°C for the moderate emission scenario (RCP4.5) and from 1.2°C to 2.3°C for the high

⁶⁵ [Protected Areas in the Philippines and its Conservation Efforts – Save Our Spots](#)

⁶⁶ [CBD Strategy and Action Plan - Philippines \(English version\)](#)

⁶⁷ [Fighting poverty, hunger and malnutrition with neglected and underutilized species \(NUS\) \(cgiar.org\)](#)

⁶⁸ Climate Risk Country Profile: Philippines (2021): The World Bank Group and the Asian Development Bank.

⁶⁹ PAGASA, 2018. Observed Climate Trends and Projected Climate Change in the Philippines. Philippines Atmospheric Geophysical and Astronomical Services Administration, Quezon City, Philippines, 36 pp.

emission scenario (RCP 8.5) in the mid-21st century (2036-2065), and from 1.3°C to 2.5°C (RCP4.5) to as warm as 2.5°C to 4.1°C (RCP8.5) by the end of 21st century (2070-2099). Most areas in the country have experienced air temperatures exceeding 26°C, while slightly cooler areas are found in mountainous regions. These temperatures are projected to increase uniformly and minimally across the country in both the mid 21st century and the late 21st century.

31. *Rainfall.* Changes in rainfall over the Philippines vary spatially and are highly seasonal. From 1951 to 2010, the annual total rainfall over northern sections of Luzon, Palawan, western sections of Visayas, and central and western sections of Mindanao have declined. Increasing trends associated with extreme rainfall events have been observed notably in the central parts of Luzon, eastern section of Visayas, and the northeastern and southwestern sections of Mindanao at a rate ranging from 10mm/decade to a rate exceeding 40mm/decade.
32. Trends in seasonal total rainfall is increasing, particularly in northeastern Mindanao and eastern portions of Visayas in December-January-February coinciding to the northeast monsoon season increasing the risk of flooding. Increasing trends in rainfall are seen over central Luzon and northeastern Mindanao in March-April-May season. In June-August and September-November, similar patterns of increasing rainfall trends are observed over the southern parts of Ilocos Region, northeastern parts of Ilocos Region, and northeastern and southern parts of Mindanao; while decreasing trends are apparent in most of the country. A noticeable drying trend is observed over the northeastern portion of Luzon, and in central and northwestern sections of Mindanao in almost all seasons. The driest possible rainfall change could reach beyond 40 percent reduction in many areas, particularly over Mindanao by the mid-21st century. The wettest possible change could exceed a 40 percent increase in rainfall, particularly over Luzon, western sections of Visayas, and some parts of Mindanao. The multi-model central estimate future rainfall conditions will be well within its natural variability except for the drier future over central sections of Mindanao, particularly in September-October-November and the December- January-February seasons.
33. *Sea level rise.* Based on satellite observations (AVISO altimetry data) taken from 1993 to 2015, the sea level has risen by 5.7-7.0 mm/yr over the Philippine Sea, approximately double the highest global average rate of 2.8-3.6 mm/yr, observed between 1993 to 2010.⁷⁰ A rate of sea level rise of 4.5-5.0 mm/yr is observed east of the islands of Leyte and Samar, and along the south western coasts of the Central and Western Visayas, and east of Mindanao and south of Zamboanga. Tide gauge observations from NAMRIA indicate that a rapid increase in sea level was observed in Manila, particularly from 1955 to 2015 – though attributed to long-term land subsidence from excessive groundwater extraction. Gradual increases in sea level were observed in Legazpi and Davao, while no apparent trend was observed in Cebu and Jolo, Sulu. Sea level rise will continue to be slightly larger than the global average. In both the moderate (RCP4.5) and high (RCPB.5) emission scenarios, the increase is expected to be almost the same by the mid-21st century. Worsening storm surge hazards particularly on coastal communities.
34. Climate Hazards and Vulnerability. The Philippines is considered to be among the world's most disaster-prone countries. The country is especially exposed to tropical cyclones ranking 2nd highest in terms of risk. Flooding is also a considerable risk (ranked 29th). National Disaster Coordinating Council of the Philippines reported that the country's vulnerability to natural hazards cost the government an average of US\$338 million annually in direct damages or more than 0.5 percent of GDP. The severity of hazards is expected to increase. Attachment 5 contains a list of hazards.

⁷⁰ This difference could be attributed to the occurrence of natural climate-related phenomena, e.g. El Nino Southern Oscillation (ENSO), which directly affects the tropical Pacific region.

35. **Key Challenges.** Threats to biodiversity vary per ecosystem. Main threats to forests are commercial exploitation, population growth, and introduction of invasive alien species. In agroecosystems, habitat destruction through conversion of agricultural land to other uses, negative impacts of biotechnology, natural calamities or extreme weather events, introduction of invasive alien species, pests and diseases, intrinsic institutional complications of government agencies responsible for conserving agrobiodiversity, the indirect result of the increased demand for food, land and other agro-based resources, preference for economic growth through intensive agriculture, export-oriented policies and the promotion of extractive industries, such as mining, that pose adverse impacts to the environment, and lifestyle change of farmers due to misguided exposure to technological advancements. Key threats to inland water biodiversity and marine and coastal environments, are chemical pollution and eutrophication, fisheries operations, habitat alteration, invasion of alien species and global climate change. The impacts of Climate changes are likely to be numerous in the Philippines impacting, food security, water sufficiency and ecological and environmental stability. Further details on these areas of impact are available in Attachment 7.
36. The Philippine Development Plan 2023-2028 acknowledged that studies from PAGASA and the IPCC have shown that current and future shifts in temperature and rainfall regimes will have significant impacts, mostly adverse on agriculture, forestry, water and coastal resources, health, and urban areas. These have serious implications on food and water security, energy sufficiency, human security, and ecological and environmental stability. The Philippines' Nationally Determined Contributions (NDCs) under the Paris Agreement primarily focus on reducing greenhouse gas emissions, increasing climate resilience, and pursuing sustainable development. Key priorities include a 75% emissions reduction target by 2030, with a significant emphasis on the energy, transport, and forestry sectors. Additionally, the country aims to enhance its adaptive capacity and foster climate-resilient communities through integrated planning and risk management strategies. Further, the NCCAP underscores that ecosystems inherent capacity to resist and adapt to adverse impacts is under tremendous pressure due to climate change coupled with destructive human activities. When the outer limits of ecosystems are challenged, may irreversibly transform ecosystems that may not be socially and ecologically acceptable.

3. Legal and Institutional Framework

37. **Country System and IFAD-SECAP 2021.** Attachment 4 (Philippine Laws and SECAP 2021) provides the list of Philippine laws indicating equivalence with the requirements of SECAP Environmental Standards 1-9. SECAP standards cover the conduct of environmental and social assessment, development of and monitoring environmental and social management plans, institutionalization of grievance redress mechanisms, consultations/ stakeholder engagement, free and prior informed consent (FPIC) towards engaging with indigenous peoples and other vulnerable sectors, and economic and physical displacement.
38. **Commitments to Global Efforts on SDGs.** The country Nationally Determined Contribution Communicated to the UNFCCC on 15 April 2021 can be summed as below:

The Philippines commits to a projected GHG emissions reduction and avoidance of 75 percent, of which 2.71 percent is unconditional⁷¹ and 72.29 percent is conditional,⁷² representing the country's ambition for GHG mitigation for the period 2020 to 2030 for

⁷¹ Unconditional refers to policies and measures which can be undertaken using nationally mobilized resources.

⁷² Conditional refers to policies and measures which require support or the means of implementation under the Paris Agreement.

the sectors of agriculture, wastes, industry, transport, and energy.⁷³ This commitment is referenced against a projected business-as-usual cumulative economy-wide emission of 3,340.3 MtCO₂e⁷⁴ for the same period.

The country's climate change mitigation actions shall strengthen the resilience and adaptive capacity of the country, including through enhanced access to climate finance, technology development and transfer, and capacity building, especially on the implementation of the policies and measures on and the uptake of circular economy and sustainable consumption and production practices.

The implementation of the mitigation commitments shall be undertaken through bilateral, regional and multilateral cooperation. In addition, the benefits of market and non-market mechanisms under Article 6 of the Paris Agreement shall continue to be explored, consistent with national circumstances and sustainable development aspirations.

39. Its National Climate Change Action Plan 2022-2028 emphasizes adaptation measures for agriculture, forestry, coastal and marine ecosystems and biodiversity, among others. The strategic actions for food security, one of the eight thematic areas, proposes a number of actions such as site-specific knowledge on climate vulnerability, research and dissemination of knowledge / technologies on climate change adaptation, integrating and harmonizing climate change adaptation and Disaster Risk Response in national and local policies and plans, building capacity of communities on adaptation and DRR, and implementing risk transfer and social protection mechanisms for agriculture and fishery.

40. With respect to commitments to Global Sustainable Development Goals (SDG), the scorecard for the Philippines can be summarized as below (See Attachment 5. Global SDG Commitments and Status for details). Effort has been exerted by Government to realize its SDG commitments, but to date, only one indicator under the Gender commitment (on ratio of female-to-male mean years of education received) has been achieved.

SDG Commitment	Status
Eradicate extreme poverty and hunger	There was a decrease in the incidences of poverty from 2006 to 2015 but has increased since then. According to the dashboards, achieving Goal 1: No Poverty is moderately improving but major challenges still remain. One major and continuing national program of the national government that is contributing to poverty eradication is the conditional cash transfer scheme known as the Pantawid Pamilyang Pilipino Program (4Ps) ⁷⁵ .
Zero hunger	Achieving Goal 2: Zero Hunger, is moderately improving. Indicators that still remain as challenges are undernourishment and wasting among the youth and exports of hazardous pesticides. Indicators that has already been achieved and are being maintained are prevalence of obesity (BMI > 30), human trophic level, and cereal yield while stunting and sustainable nitrogen management are major challenges and are not improving. There are 29 policy studies have been commenced to fight hunger including nutrition intervention, agricultural finance, and agricultural infrastructures.

⁷³ Greenhouse gases covered are carbon dioxide (CO₂), methane (CH₄), nitrous oxide (N₂O), perfluorocarbons (PFCs) and hydrofluorocarbons (HFCs).

⁷⁴ Million metric tons of carbon dioxide equivalent

⁷⁵ Roldan, M. D. G. Z. (2018). Towards Attaining the Sustainable Development Goals: The Philippines and the 2030 Agenda. In *DLSU Research Congress 2018*.

SDG Commitment	Status
Good health and well-being	Most of the index in SDG 3 still remain with stagnating and slow improvements, however goals for the 'New HIV infections' and 'Subjective well-being' are already achieved and are for maintenance. In the recent years, providing infants and their mothers specific healthcare have been a success but challenges in addressing health issues like immunization, terminal diseases, use of tobacco, and harmful use of alcohol ⁷⁶ .
Gender equality	Currently, the indicator of ration of female-to-male mean years of education received is the only indicator that has been achieved. The demand for family planning satisfied by modern methods is a major challenge that is not improving. Given the country's cultural norms, gender issues still persist with early marriage resulting to an increase in teenage pregnancy is among the youth as a prevalent concern ⁷⁷ .
Responsible consumption and production	For SDG 12, all indicators have significantly improved and has reached its goals. Indicators addressed include municipal solid wastes, electronic wastes, production-based SO2 emissions, SO2 emissions embodied in imports, production-based nitrogen emissions, nitrogen emissions embodied in imports, and exports of plastic waste. With the various policies for reducing pollution and mitigating its harmful effects, the Philippines has achieved its goals in 2030 and just need to maintain and perform better.
Life below water	Marine conservation is one of the Philippines strengths with 220 million hectares of protected marine areas. 4 out of 6 indicators in the SDG dashboard has already been achieved, these being fish caught by trawling or dredging, fish caught that are then discarded, marine biodiversity threats embodied in imports, and fish caught from overexploited or collapsed stocks. The main challenges that remain are mean area that is protected in marine sites important to biodiversity and Ocean Health Index: Clean Waters score.
Life on land	Protection of the country's forests and terrestrial sites are still a challenge given that there has been stagnant progress in achieving indicators on protected terrestrial and freshwater sites, permanent deforestation, and specifically the Red List Index of species survival. There are efforts in rehabilitating the forests through forest recovery programs, solid waste reduction initiatives, and protection of ancestral domains.
Climate Action	The country is employing its full national political strength to address the problem of climate change. The NDC is based on and informed by national laws, as well as domestic legal, financial, and policy frameworks, with the accompanying instruments and institutional arrangements on adaptation and mitigation, foremost of which is Republic Act No. 9729, otherwise known as the Climate Change Act of 2009, as amended by Republic Act No. 10174, and its requisite policy instruments, the National Framework Strategy on Climate Change 2010-2022 and the National Climate Change Action Plan 2011-2028.

⁷⁶ Reyes, C. M., Albert, J. R. G., Tabuga, A. D., Arboneda, A. A., Vizmanos, J. F. V., & Cabaero, C. C. (2019). The Philippines' voluntary national review on the sustainable development goals.

⁷⁷ *Ibid.*

41. Programs and Partners. The IFAD investment portfolio for the 2017-2022 cycle include (See Attachment 2 SECAP Reference Maps on IFAD Portfolio):

Project - Focus	Dates	Executing Agency
CHARMP2 – Upland VCD in the Cordilleras	2008-2021	DA
INREMP – Forestry-based VCD in several provinces	2013-2021	DENR and NIA
ConVERGE – VCD in Agrarian Reform Communities	2015-2022	DAR
FishCORAL – Coastal resource protection and VCD	2015-2021	DA-BFAR
RAPID – Sustainable, market-based VCD	2018-2025	DTI

42. Of the above, two are still ongoing, transitioning to the COSOP 2023-2026 cycle:

- (i) RAPID adopts an iterative and demonstrative approach, promoting successful business models associating farmers and micro, small and medium agribusiness in four priority value chains selected by the Department of Trade and Industry (DTI) i.e. cacao, coffee, coconut, and processed fruits and nuts. The project covers six regions (Regions 8 to 12, Caraga and BARMM) and twenty provinces, directly targeting commercialized small holder farmers and micro-entrepreneurs within selected commodity value chains. It indirectly targeted unemployed and underemployed rural women and men who can be employed by participating enterprises. Within these groups, special focus was placed on (i) women, either farmers or women entrepreneurs; (ii) youth (men and women); and (iii) indigenous people; and
- (ii) CONVERGE was designed to help improve the productivity and income of agrarian reform beneficiaries (ARB) in 11 ARC clusters in Regions 9, 10, and Caraga, these regions being among the six poorest regions of the country. Selection criteria for the ARC clusters included a potential for further agricultural and agribusiness development, availability of markets, availability of an ARC Cluster Development Plan, commitment of the participating ARBs and availability of support services. Target group selection was extended to households in non-ARC barangays and Indigenous People's (IP) households of whom 30 percent are women headed households.

43. Attachment 6. Existing Donor ENRM and CC Initiatives provides a list of existing environment and natural resources management (ENRM) and climate change undertakings of various donor institutions including IFAD partnerships. There evidently is harmonized initiatives among donors to assist the government to realize its commitments to the global climate and ENRM (includes biodiversity) concerns with thematic interests to combat poverty amongst smallholder farmers and the vulnerable sectors of the Philippines.

4. Strategic Recommendations

44. Lessons learned from previous COSOP 2017-2022. The lending portfolio covered by COSOP 2017-2022 include (see Attachment 7. Country Programme Project Areas):

- i) Second Cordillera Highland Agricultural Resource Management Project (CHARMP2), supporting commercialization of smallholder agriculture in indigenous communities of the Cordillera Administrative Region (CAR) under DA
- ii) Convergence on Value Chain Enhancement for Rural Growth and Empowerment Project (ConVERGE), upgrading agricultural value chains in agrarian reform communities in Mindanao under DAR
- iii) Fisheries, Coastal Resources and Livelihood Project (FishCORAL), supporting coastal fishery ecosystems and productivity in Luzon, the Visayas and Mindanao under BFAR

- iv) Integrated Natural Resources and Environmental Management Project (INREMP), which aimed to reverse environmental degradation and improve smallholder incomes across key watersheds under DENR, and
 - v) Rural Agro-Industrial Partnership for Inclusive Development and Growth (RAPID) targeting sustainable income increases across value chains under DTI
45. The IFAD COSOP 2017-2022 was subject to a review in early 2022 and lessons learned were documented with participation of a wide array of stakeholders. Five key lessons were identified:
- The value chain approach is effective in strengthening competitiveness and inclusion, and when adaptable to context can also be effective to increase the resilience of fragile ecosystems
 - Strategic and active partnerships are key for a successful value chain development country programme
 - Support to consolidation and clustering of rural peoples' provides multiple economic benefits
 - Embedding participatory planning and monitoring processes underpin successful planning and implementation.
 - Non-lending activities, if strategically integrated, are a powerful tool for engagement and ownership.
46. In RAPID implementations, the SECAP 2021 standards find equivalence with country legal systems. The problem is at implementation. The below are forwarded:
- The timing for screening and application for FPIC should be part of the pre-implementation phase (effectiveness preparations) during IA subproject selection to give time for institutional processing of FPIC/CP within NCIP as well as MIPA-BARMM;
 - IFAD to apply CHARMP efforts to apply for blanket (regional) FPIC/CP issuances, especially now that NCIP has reverted to national processing (unlike CHARMP time when it was regional processing). Ensuing subprojects may just then apply the IPRA FPIC/CP validation process that while it still takes time, it lessens the duration especially for community-initiated projects; and
 - With the advent of SECAP 2021, harmonize the Philippine EIA System into the SECAP ESCMF/P, ensure stakeholder engagement and GRM are processed thoroughly and meaningfully, and that SECAP orientation and capacity-building towards all compliance documents are in place at the start of implementation for IAs.
47. Projects have been true to IFAD's mandate⁷⁸ to address poverty not just as a condition of low income, but with due consideration to vulnerability, exclusion, and powerlessness.
48. **Strategic Orientation, Actions and Targeting.** The COSOP 2023-2028 goal is **"Poor and vulnerable rural populations achieve reduced rural poverty, strengthened livelihoods, and improved food security and resilience."** The COSOP has two Strategic Objectives (SOs): Strategic Objective 1: Enhance the resilience of small producers to economic and climate shocks and protect and rehabilitate the fragile eco-systems of the country. Strategic Objective 2: Promote inclusive, resilient, and sustainable agricultural value chains to increase productivity, employment opportunities, and incomes for poor rural communities.
49. The sustainability of COSOP 2023-2028 goals and SOs may be enhanced through key SECAP and mainstreaming principles and priorities set out by relevant offices of the Government of the Philippines and key stakeholders. IFAD's mainstreaming priority themes (youth, gender, environment and climate change, and nutrition) and cross-

⁷⁸ IFAD. Targeting: Reaching the Rural Poor Policy. 2006

cutting themes of indigenous peoples, people with disabilities and biodiversity are woven into the SECAP 2021 that seeks to assess and manage risks anchored upon the nine ES, among which are Biodiversity conservation (ES1) and Climate change (ES9). This SECAP study likewise upholds the stipulations in the Revised Operational Guidelines on Targeting Main text (2019) to assess potential target groups by generating the necessary information on their (i) socio-economic status and livelihood profiles; (ii) food and nutrition insecurity; (iii) environmental degradation and climate vulnerability; (iv) vulnerability coping mechanisms; and (v) agricultural and income-generating activity potential. The below Box reiterates and summarizes the situational analysis with information and priorities provided by relevant government offices and key stakeholders.

50. Key priorities of Government as espoused in the Updated PDP 2023-2028 uphold the findings of the IPCC and PAGASA and the IPCC where climate change shifts will have significant impacts, mostly adverse, on agriculture, forestry, water and coastal resources, health, and urban areas. These will, in turn, have serious ramifications on food and water security, energy sufficiency, human security, and ecological and environmental stability. Efforts to defeat poverty and promote social justice will be challenging to sustain unless measures are undertaken to help the poor and highly vulnerable communities adapt to climate change.

51. **IFAD proposed projects.** IFAD aims to take an innovative approach to its projects over the next six years to strengthen attention on environmental protection and climate action. Based on lessons learned through the previous projects and considering the focus of relevant government agencies on climate change and biodiversity loss as key issues to be addressed, IFAD proposes to adopt an integrated approach, which would combine integrated management of land, water and living resources of a defined ecosystem with value chains developed from those resources, that contribute to restoring, maintaining and improving ecosystem health as well as strengthening equitable and sustainable socio-economic benefits for communities within the ecosystem. Mainstreaming priority actions recommended include:

- Integrating natural resource management with value chain development for promoting sustainability and long-term economic growth. This approach ensures that the use and conservation of natural resources are considered throughout the entire value chain, minimizing negative environmental impacts and fostering responsible production practices. By combining these two elements, businesses and communities can achieve increased productivity, reduced resource depletion, and improved livelihoods, leading to a more sustainable and resilient economy.
- Support the capacity development of national government institutions, local government units, and communities to understand and assess environment and climate risk and vulnerabilities to prioritize and develop action plans. Ensure that action plans are integrated with existing DRR plans and response packages.
- Broadly, IFAD investments should help improve the climate resilience of agricultural production, reduce its environmental footprint and maintain/improve agrobiodiversity (including marine diversity and ecosystems), and reduce post-harvest losses – in addition to improving incomes and creating rural jobs. As stated above, utilize approaches that take an integrated view of the landscape such as upland-coastal-lowland or ridge-to-reef.
- Identify entry points and actions that can address two or more mainstreaming themes simultaneously (nutrition, biodiversity, gender and youth, Indigenous Peoples, climate and environment) such as agroecology, home vegetable/fruit gardens, restoration of watersheds, targeting inefficient mineral fertilizer use, promoting sustainable land use and restoration of agro-biodiversity for food security and nutrition, etc.

- Ensure that local communities' traditional knowledge and practices, especially Indigenous Peoples' knowledge systems (see box below), are adequately considered and reflected in the community plans and the promotion of climate resilient and environmentally sustainable technologies and practices.
- Engage with the private sector to ensure access to improved inputs, financing, mechanization, and markets that can improve productivity, increase farm-gate prices and/or reduce input costs, and reduce workload burden of women and provide opportunities for upskilling of women, IPs and youth.
- Ensure that local government units and project management staff are adequately capacitated to implement social and environment management, and can undertake monitoring, evaluation and learning activities for adaptive management.

Summary of Situational Analysis

(i) In terms of poverty and vulnerability;

- Compared to the country's highly urbanized cities, high poverty incidences are concentrated in rural areas.
- While poverty among farmers decreased over time, it still remains higher than the national average; three times greater than urban households.
- Pockets of population experience high levels of malnutrition, particularly stunting, wasting, and being underweight, and these are mostly found in rural areas, especially in areas with high poverty rates.
- Women within the agriculture sector are considered disadvantaged producers having less land, living in remote location, practicing subsistence agriculture, operating in mixed integrated farming systems that are not focused on main staples, and have less access to extension services by national agencies.
- Poverty incidence among the youth is prevalent in BARMM and Region IX. Approximately 14.7 percent of Filipino youth belong to poor families, of which 4.4 percent are food poor families.
- IPs residing within their ancestral domains are generally located in geographically isolated areas, have generally high cases of unemployment, underemployment and illiteracy because of the lack of access to basic social services, and few opportunities for economic, educational, and political participation. They are mostly living below poverty and food thresholds due to the lack of income, livelihood, and access to basic education coupled by a compromised health dynamic of inaccessibility to health and nutrition, housing, and safe drinking water and sanitation.
- The highest poverty incidences among the basic sectors are experienced by the country's farmers and fisherfolks who persistently encounter difficulty in accessing and using financial products and services.

(ii) Based on data from the PBSAP and parallel to the GFW:

- Strong tree cover loss observed in Eastern Mindanao Provinces of Agusan Del Sur and Agusan Del Norte, and western Mindanao of the Zamboanga Provinces. The rest of the provinces in the Philippines experience slight to moderate tree cover loss.
- Cagayan River is the largest river basin. It is where the most expensive and threatened lobed river mullet (*Cestraeus plicatilis*) or *ludong* can be found. It is also the habitat of three (3) species of eels, *Anguilla marmorata*, *Anguilla pacifica* and *Anguilla celebenensis*.
- The Agusan Marsh Wildlife Sanctuary in Agusan del Sur is one of the key biodiversity sites in the country and an important peatland area comprised of a

vast complex of freshwater marshes and water courses that collectively act as holding water basin for floodwaters that regularly inundate the Agusan Valley during the northeast monsoon; designated as a Ramsar site in 1999.

- In terms of agrobiodiversity, it is noted that in Kalinga, Davao, Palawan, Pampanga, and Oriental Mindoro, at least seven ethnic groups practice 15 types of measures against rainfall aberrations and at least 11 ethnic groups are practicing 33 types of practices versus temperature change as an example of indigenous knowledge on climate change adaptation. These are carried out in rice, vegetables, fruits, and sugarcane varieties.

(iii) The Indigenous Knowledge Systems and Practices on natural resource management will also be considered in the interventions of the IFAD as these are vital among IP communities.

- On watershed and forested areas, the practice of muyong or pinugo in Ifugao demonstrates their knowledge of silviculture, agroforestry, horticulture, and soil and water conservation. In Apayao, the lapat system ensures the regeneration of biodiversity of resources within a declared area. The batangan or the indigenous forest management system of Mountain Province also contributes to the conservation of forest cover.
- On agriculture, sustainable farming systems such as fallowing and organic farming are among those practiced in the Cordillera.
- On water resource management, the dapat and mananum are traditional systems that ensure reliable water supply through cooperative rehabilitation, quality and quantity maintenance, and respect for life.

(iv) Per the NCCAP and PAGASA, the following projections necessitate the recommendation for government to formulate climate change adaptation plans within high-risk areas:

- Due to projected changes in rainfall, the drier future over central sections of Mindanao.
- While the number of tropical cyclones is expected to decrease, an increase in frequency of strong cyclones is "more likely than not".
- The projected increase in sea level might worsen storm surge hazards particularly on coastal communities of Leyte, Samar, and along the southwestern coasts of Central and Western Visayas, and east of Mindanao and south of Zamboanga.
- MIMAROPA region has the largest total coral area and the largest mangrove area. National decadal mangrove deforestation rate is 0.5 percent.

52. Potentially these two projects in the first stage of the COSOP would be applied in different ecosystems, having different lead agencies for implementation and with a strong partnership with the Department of Environment and Natural Resources for technical leadership on ecosystem and climate change matters. The proposed projects would cover:

- (i) **Project 1** - Focus on upland, watershed, river basins, ARCs as entry point within the surrounding ecosystems and IP communities. Consideration of agrobiodiversity, agroforestry and climate change adaptation would be an integral aspect of initial project planning. For approval in 2023.
- (ii) **Project 2** (subject to country receiving allocations in FAD13)- Coastal ecosystems including marine fisheries and mangrove ecosystems, climate resilience (fishing communities most vulnerable) and reduction of illegal and unsustainable fishing practices. For approval in 2024.

53. The approach to the above proposed projects recognizes that in the rural-urban spectrum, poverty incidence is aggravated by lack of diversity in sources of income, thereby increasing susceptibility to shocks that affect nutrition - household income is correlated with household dietary diversity where most female-headed households allocate income with focus on dietary diversity (Danton, 2016). Low population density rural clusters manifest high poverty and high prevalence of stunting and wasting and those in dense urban clusters are similarly though at a lesser degree, vulnerable to high poverty, stunting, and wasting.⁷⁹ The proposed projects will be cognizant of ecosystems being inter-related and interconnected in terms of their functional relationships such that perturbations in one would affect the other. Hence, while investments will focus on an ecosystem for VCD purposes, SECAP 2021 assessment and risk management shall take into account the whole continuum – ridge to reef, or upland-coastal/island with due concerns on the poverty and socioeconomics aspects that include gender and nutrition-sensitive assessment and programming within that ecosystem.
54. **Monitoring.** The COSOP and proposed IFAD projects will be monitored along the following key considerations to ensure that projects are designed, developed and implemented in line with SECAP requirements, local regulations and industry best practices, as well as seeking innovative ways to implement and monitor good practices that extend beyond basic input-output monitoring and safeguards compliance.
- (i) Based on mandatory screening and categorization that applies the nine Standards, ensure that the following documentary requirements are conducted / prepared as applicable:
 - Environmental and social impact assessment (ESIA),
 - Environmental, Social and Climate Management Framework (ESCMF),
 - Resettlement Action Framework/Plan (RAF/P),
 - Indigenous Peoples Plan (IPP),
 - Free and Prior Informed Consent (FPIC) Plan,
 - Pesticide Management Plan,
 - Cultural Resources Management Plan,
 - Chance Find Plan,
 - Environmental and Social Management System,
 - Labour Management Procedure,
 - Where there is a risk of significant GHG emissions, potential sources should be established and amounts estimated to form a baseline for reducing emissions.
 - (ii) Grievance redress mechanism (GRM). IFAD requires its partners to adopt an easily accessible grievance mechanism in order to receive and resolve concerns and complaints of people who may be adversely affected or potentially harmed by IFAD-supported projects that fail to meet the SECAP Standards and related policies. For ICCs, GRM will be culturally appropriate that is easily accessible to affected indigenous peoples and in the local languages.
 - (iii) Stakeholder Engagement Plan (SEP). A SEP is prepared describing how stakeholders are engaged with IFAD initiatives, especially in mobilizing their feedback. Consultations with target groups, communities and other stakeholders likely to engage with IFAD's operations are sought throughout the project life cycle, to start as early as possible to feed into design and implementation considerations.

⁷⁹ Alliance of Bioversity International and CIAT & World Food Programme. (2021). *Philippine climate change and food security analysis*. Manila, Philippines.

55. The implementation and performance of social, environmental and climate adaptation or mitigation measures such as those enumerated above will be periodically monitored. For ecosystem investments these would need to include impact assessments processes or data collection on changes in resilience, changes in ecosystem or biodiversity, potential changes in GHG emissions or emissions intensity (such as through increase in soil organic carbon, improved mangrove health, etc.).

Attachment 1. IFAD Environmental and Social Exclusion List

IFAD will not knowingly finance, directly or indirectly, projects involving the following (SECAP 2021, Volume 2):

- (i) Production or activities involving harmful or exploitative forms of forced labour,⁸⁰ or practices which prevent employees from lawfully exercising their rights of association and collective bargaining;
- (ii) Production or activities involving harmful or exploitative forms of child labour;⁸¹
- (iii) Production or activities that impinge on the lands owned, or claimed under adjudication, by indigenous peoples, without full documented consent of such peoples;
- (iv) Activities prohibited by host-country legislation or international conventions relating to the protection of biodiversity resources, cultural heritage or other legally protected areas;⁸²
- (v) The production, trade in or use of any product or activity deemed illegal under host country (i.e. national) laws or regulations, international conventions and agreements, or subject to international phase-out or bans, such as:
 - a) Products containing polychlorinated biphenyls (PCBs);
 - b) Pharmaceuticals, pesticides, herbicides and other hazardous substances subject to international phase-outs or bans;⁸³
 - c) Ozone-depleting substances subject to international phase-outs regulated by the Montreal Protocol;⁸⁴
 - d) Wildlife products regulated under the Convention on International Trade in Endangered Species of Wild Fauna and Flora (CITES);⁸⁵ and
 - e) Transboundary trade in waste or waste products, as defined by the Basel Convention;⁸⁶
- (vi) Commercial logging operations or the purchase of logging equipment for use in primary tropical moist forests or old-growth forests;
- (vii) Production or trade in wood or other forestry products other than from sustainably managed forests;
- (viii) Production or trade in alcoholic beverages (excluding beer and wine), tobacco or drugs;

⁸⁰ Forced labour is work exacted under the threat of penalty and for which the worker has not offered himself or herself voluntarily. It can involve threats of dismissal or physical violence, the withholding of identity documents or wages, threats to report workers to immigration authorities and entangling workers in fraudulent debt.

⁸¹ Child labour includes: (i) labour below the host country's minimum age of employment; and (ii) any other work that may be hazardous, may interfere with a child's education, or may be harmful to a child's health or physical, mental, spiritual, moral or social development. If national laws or regulations provide for employment of children of at least 16 years of age (in line with ILO's 1973 Minimum Age Convention), on the condition that their health, safety and morals are fully protected, and they have received adequate instruction or vocational training in the relevant branch of activity, then child labour means employing children for work that does not comply with these laws and regulations.

⁸² Relevant international conventions include the: Convention on the Conservation of Migratory Species of Wild Animals (Bonn Convention); Convention on Wetlands of International Importance, especially as Waterfowl Habitat (Ramsar Convention); Convention on the Conservation of European Wildlife and Natural Habitats (Bern Convention); World Heritage Convention; and Convention on Biological Diversity.

⁸³ Relevant international conventions include the: United Nations Consolidated List of Products whose Consumption and/or Sale have been Banned, Withdrawn, Severely Restricted or not Approved by Governments; Convention on the Prior Informed Consent Procedures for Certain Hazardous Chemicals and Pesticides in International Trade (Rotterdam Convention); Stockholm Convention on Persistent Organic Pollutants; and WHO Classification of Pesticides by Hazard. A list of pesticides, herbicides and other hazardous substances subject to phase-outs or bans is available at <http://www.pic.int>.

⁸⁴ A list of the chemical compounds regulated by the Montreal Protocol, together with details of signatory countries and phase-out target dates, is available from UNEP.

⁸⁵ A list of CITES species is available from the CITES secretariat.

⁸⁶ See <http://www.basel.int>.

- (ix) Marine and coastal fishing practices such as blast fishing, large-scale pelagic drift net fishing using nets in excess of 2.5 km in length or fine mesh net fishing harmful to vulnerable and protected species in large numbers and damaging to marine biodiversity and habitats;
- (x) Trade in goods without required export or import licenses or other evidence of authorization of transit from the relevant countries of export, import and, if applicable, transit;
- (xi) Production of, trade in or use of unbounded asbestos fibres;
- (xii) All mining, mineral processing and extraction activities;
- (xiii) Production or trade in radioactive materials;⁸⁷
- (xiv) Gambling, casinos and equivalent enterprises, trade related to pornography or prostitution;
- (xv) Money laundering, terrorism financing, tax avoidance, tax fraud and tax evasion;
- (xvi) Production and distribution, or investment in media that are racist, antidemocratic or that advocate discrimination against an individual, group or part of the population;
- (xvii) Activities prohibited by host country legislation or other legally binding agreements regarding genetically modified organisms (GMOs);
- (xviii) Production of or trade in palm oil, unless from growers and companies with internationally recognised certification⁸⁸, or undergoing certification;⁸⁹
- (xix) Production of soy in the Amazon region or trade in soy produced in the Amazon region, unless from growers with internationally recognised certification.⁹⁰

⁸⁷ This does not apply to the purchase of medical or veterinary equipment, quality control (measurement) equipment and any similar equipment where the radioactive source is trivial and/or adequately shielded.

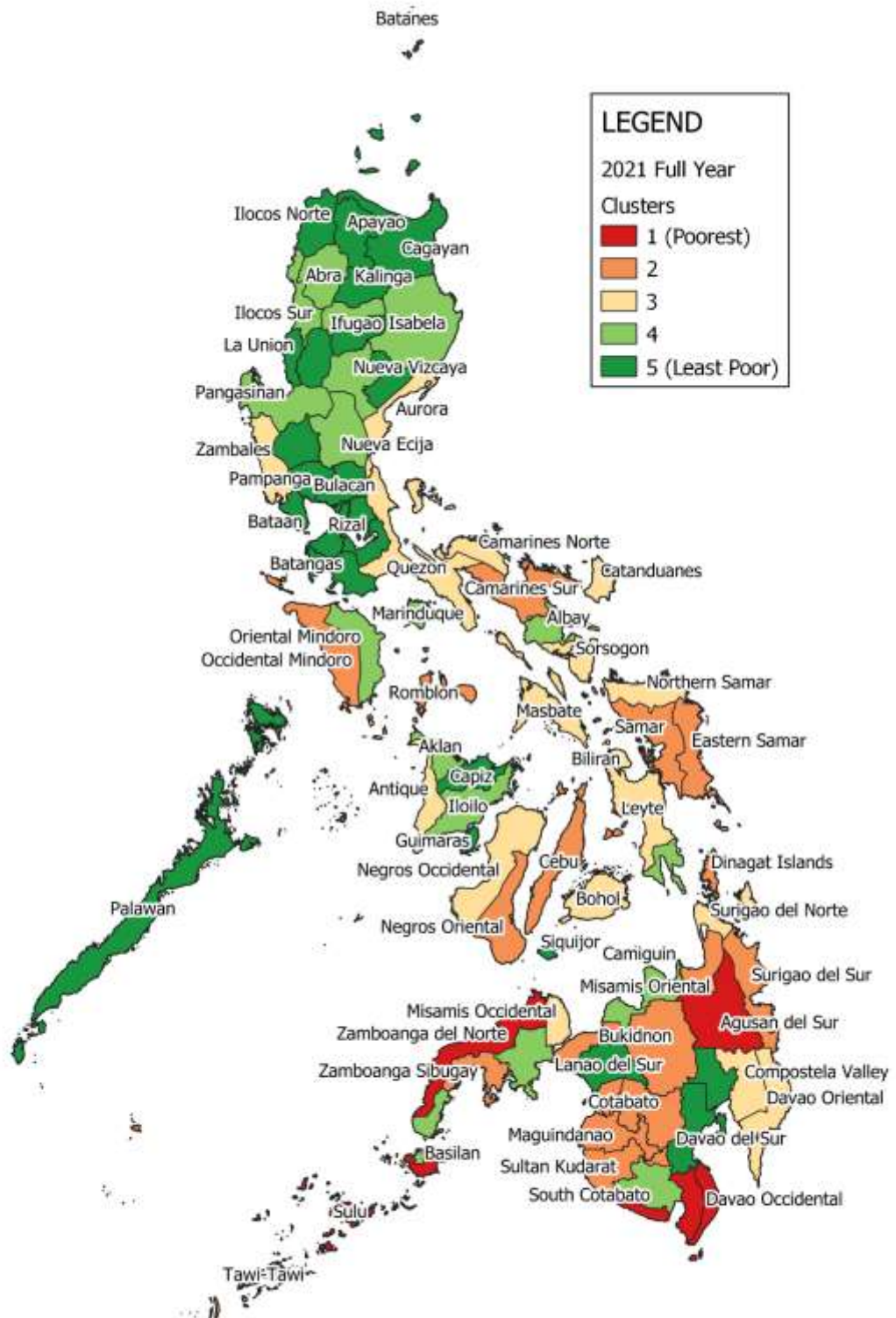
⁸⁸ For example, Round Table on Sustainable Palm Oil (RSPO).

⁸⁹ This includes growers and companies that have initiated such certification process. ¹²⁶ For example, Round Table on Responsible Soy Association (RTRS).

⁹⁰ For example, Round Table on Responsible Soy Association (RTRS).

Attachment 2. SECAP Reference Maps and Figures - Socio Economic Situation

Attachment 2. 1. Philippines Poverty Map

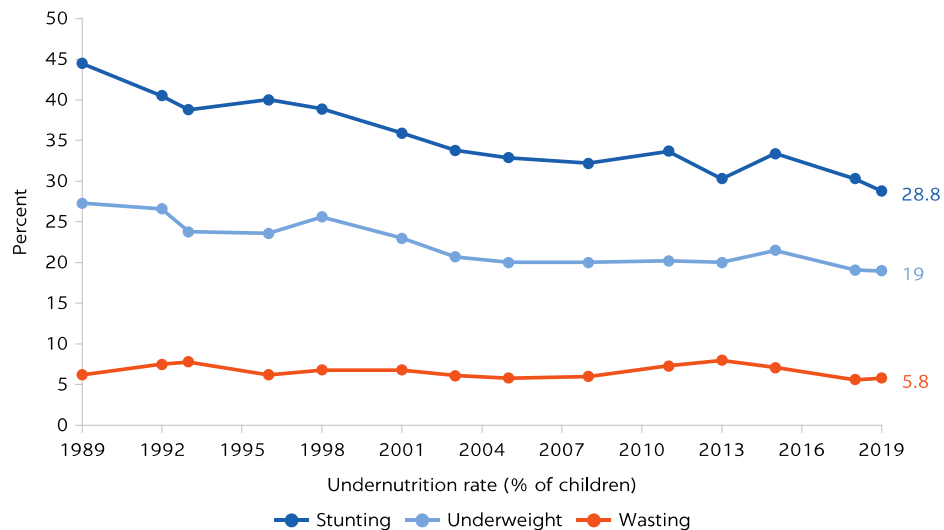


Attachment 2. 2. Nutrition Facts and Figures⁹¹**Rate of stunting in children under age five in the Philippines, by municipality, 2015**

Note: The darker the color, the higher the stunting rate.

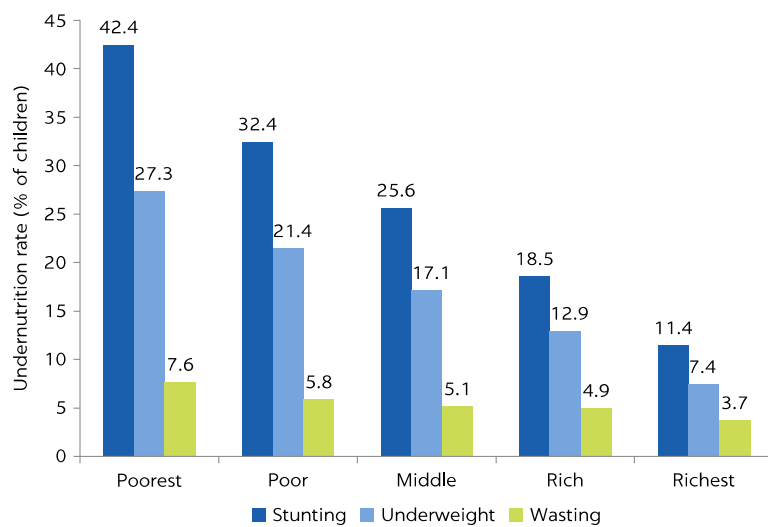
⁹¹ National Nutrition Survey (FNRI 2015) in Mbuya, Nkosinathi V. N., Gabriel Demombynes, Sharon Faye A. Piza, and Ann Jillian V. Adona. (2021) *Undernutrition in the Philippines: Scale, Scope, and Opportunities for Nutrition Policy and Programming*. International Development in Focus. Washington, DC: World Bank. doi:10.1596/978-1-4648-1701-4. License: Creative Commons Attribution CC BY 3.0 IGO

Malnutrition trends in the Philippines for children under age five, 1989–2019



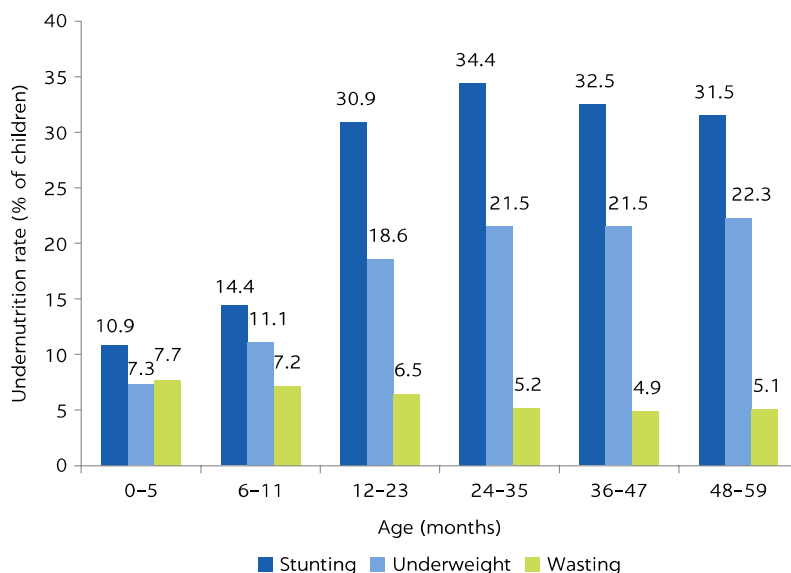
Source: National Nutrition Survey reports from the Food and Nutrition Research Institute.

Rate of stunting, underweight, and wasting in children under age five in the Philippines, by wealth quintile, 2019



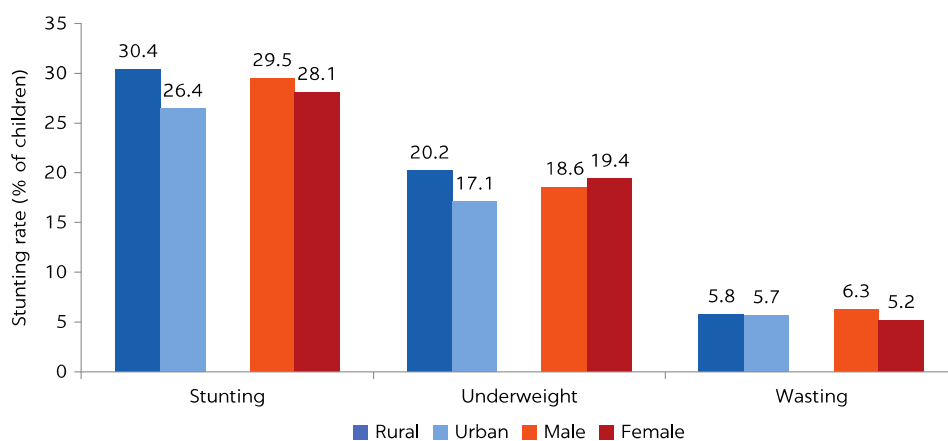
Source: FNRI 2019.

Rate of stunting, underweight, and wasting in children under age five in the Philippines, by age group, 2019



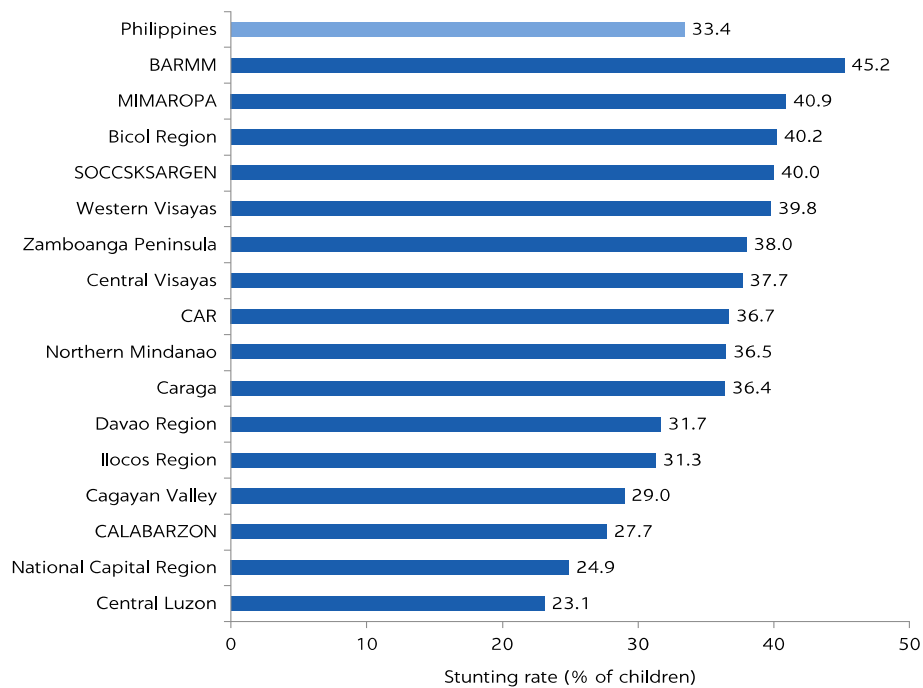
Source: FNRI 2019.

Rate of stunting, underweight, and wasting in children under age five in the Philippines, by setting (urban or rural) and gender, 2019



Source: FNRI 2019.

Rate of stunting in children under age five in the Philippines, by region, 2015



Source: FNRI 2015.

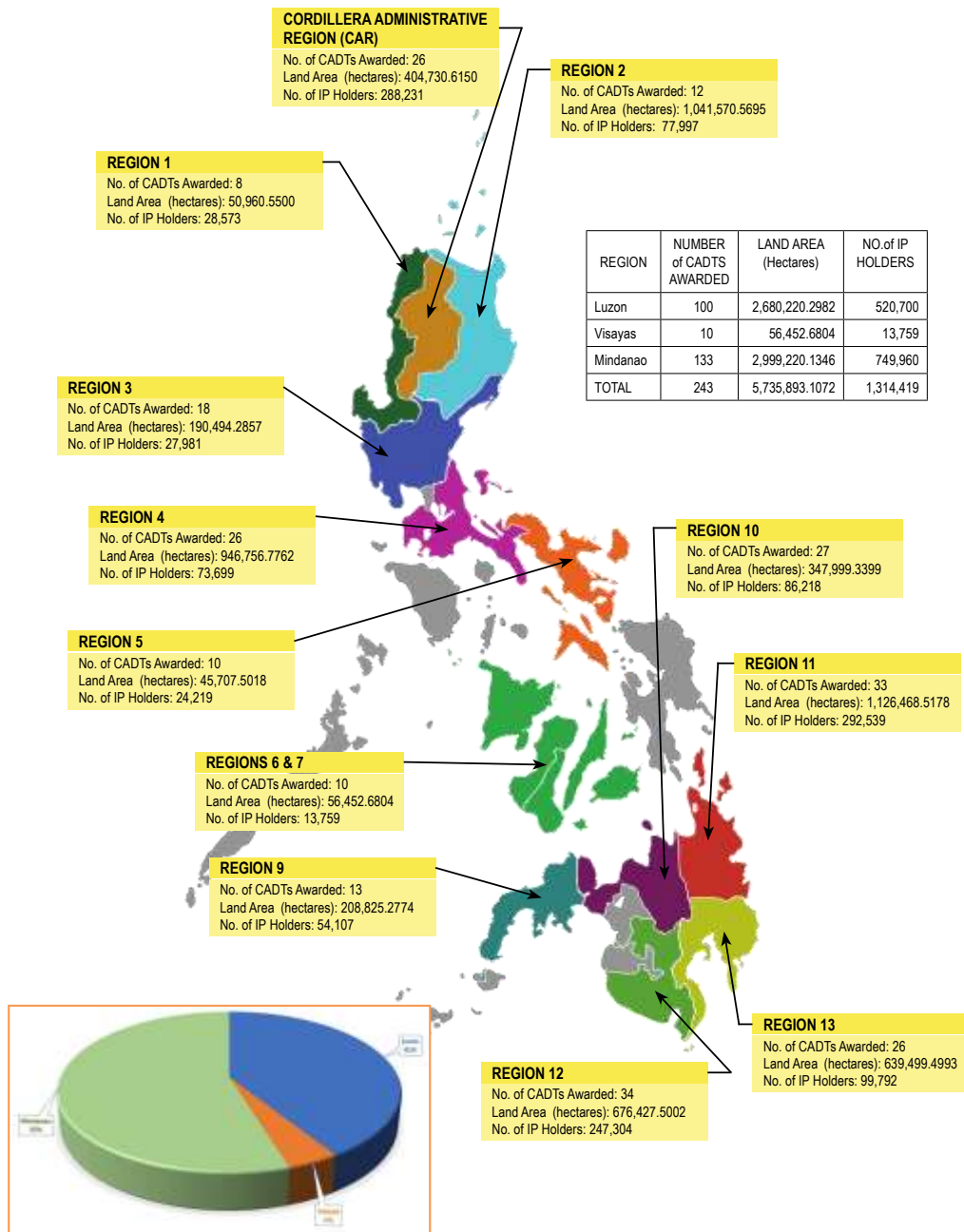
Note: BARMM = Bangsamoro Autonomous Region in Muslim Mindanao. CALABARZON =

Cavite, Laguna, Batangas, Rizal, and Quezon. CAR = Cordillera Administrative Region.

MIMAROPA = Occidental Mindoro, Oriental Mindoro, Marinduque, Romblon, and Palawan.

SOCCSKSARGEN = South Cotabato, Cotabato, Sultan Kudarat, Sarangani, and General Santos.

Attachment 2. 3. Location and Distribution of CADT Areas

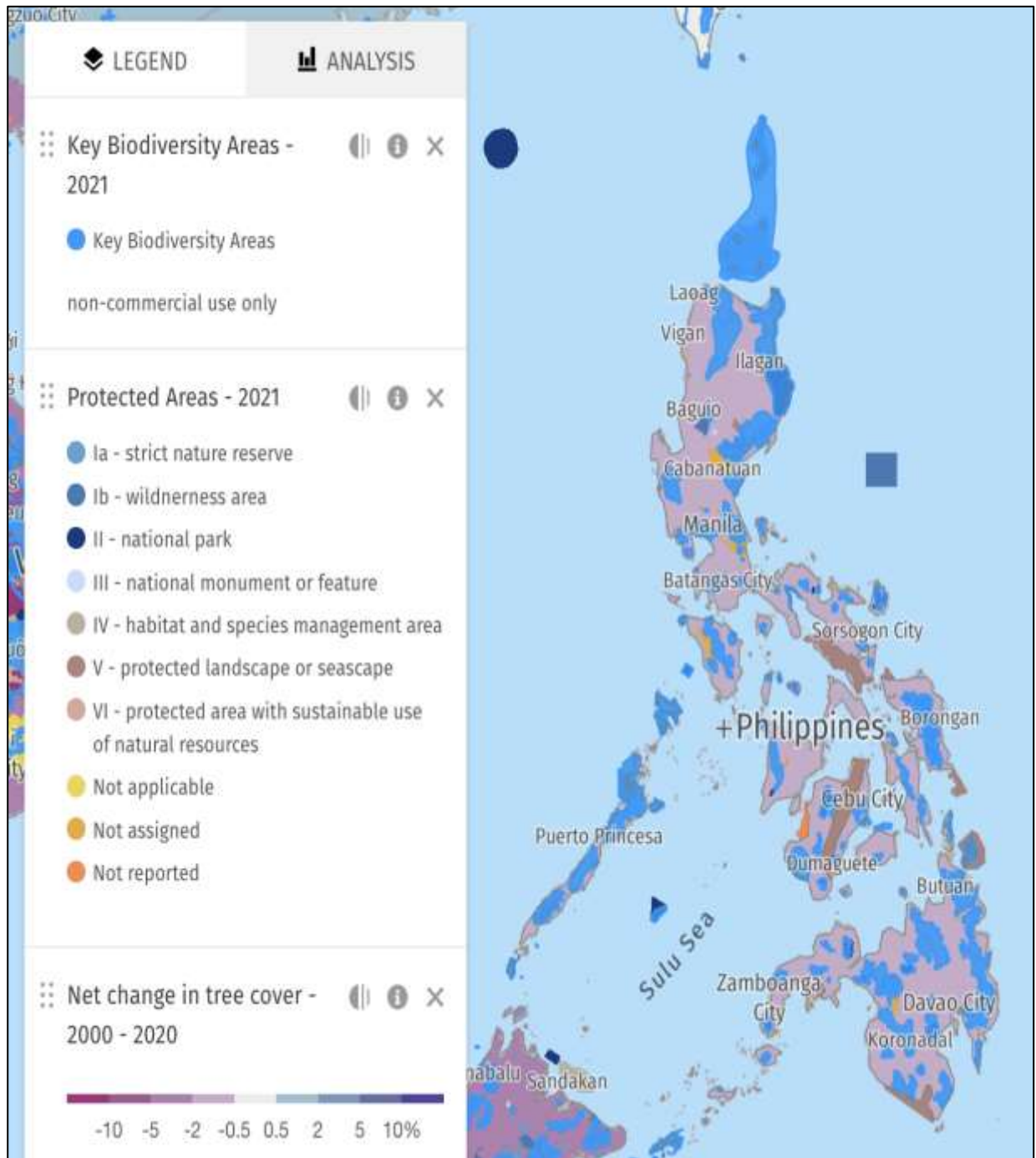


Source: NCIP in Indigenous Peoples and the Sustainable Development Goals. Tebtebba. 2019.

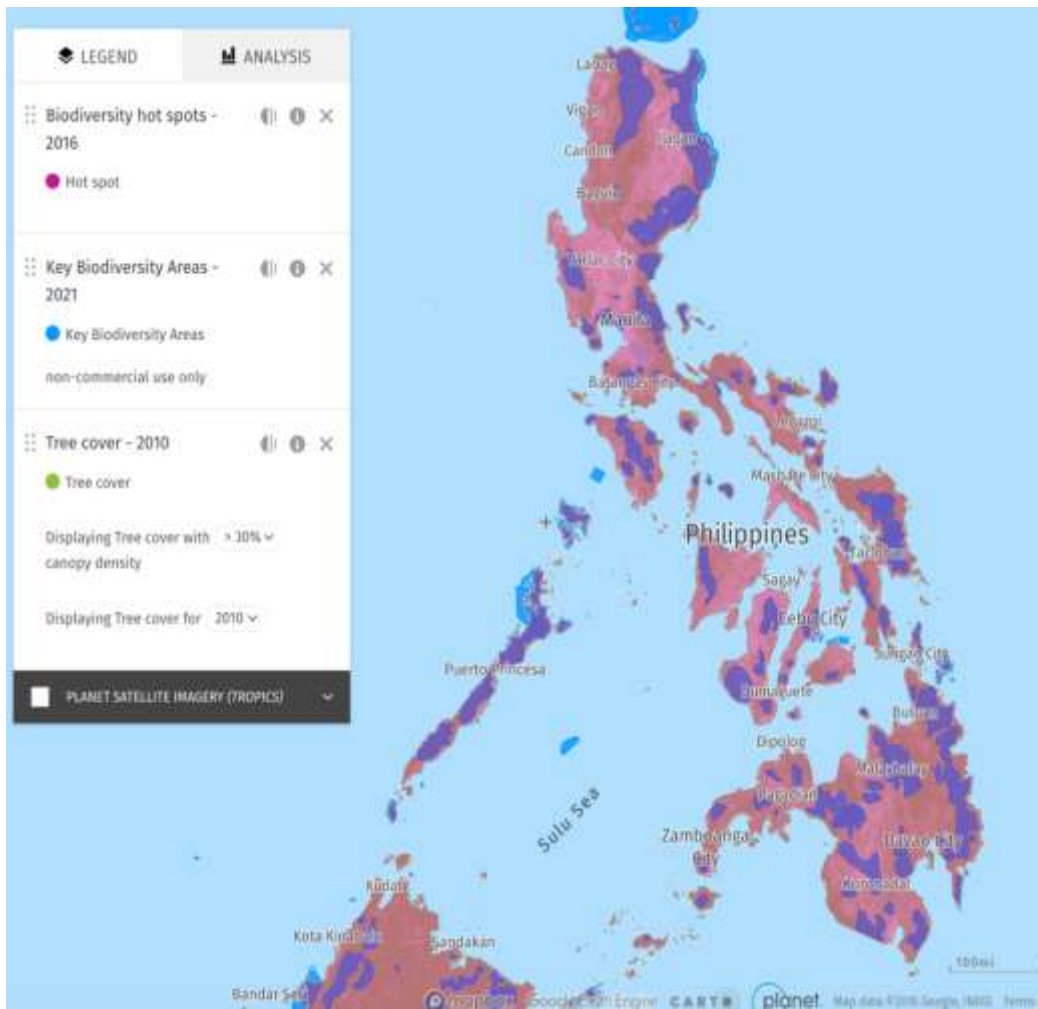
Attachment 3. SECAP Reference Maps – Environment and Climate

Attachment 3. 1. Biodiversity and Conservation Sites

Source: <http://globalforestwatch.org>



Attachment 3. 2. Biodiversity hotspots



Source: <http://globalforestwatch.org>

Attachment 3. 3. Mining tenements, power plants and protected areas



Figure 28. Mining tenements, coal and geothermal power plants, and protected areas in the Philippines

Data sources: Mining tenements - MGR-DENR; Au - BMB-DENR; Coal and geothermal plants - DOE

Source: DENR-BMB PBSAP 2015-2028

Attachment 3. 4. Agro-biodiversity

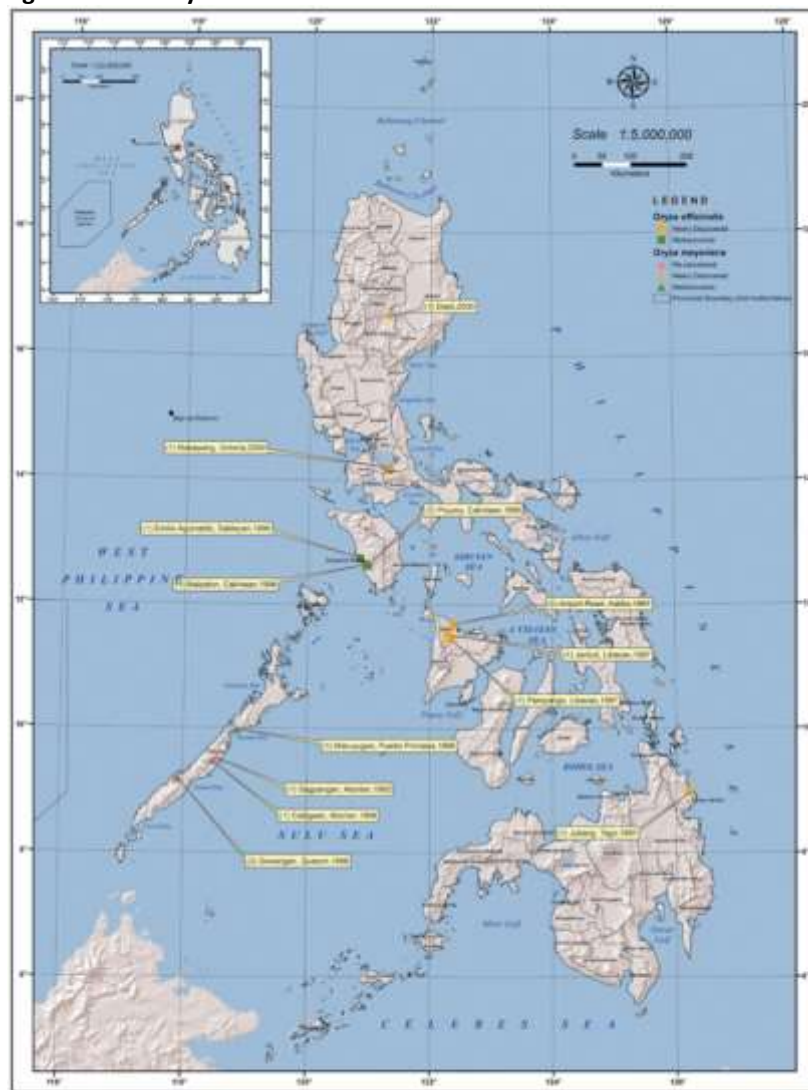


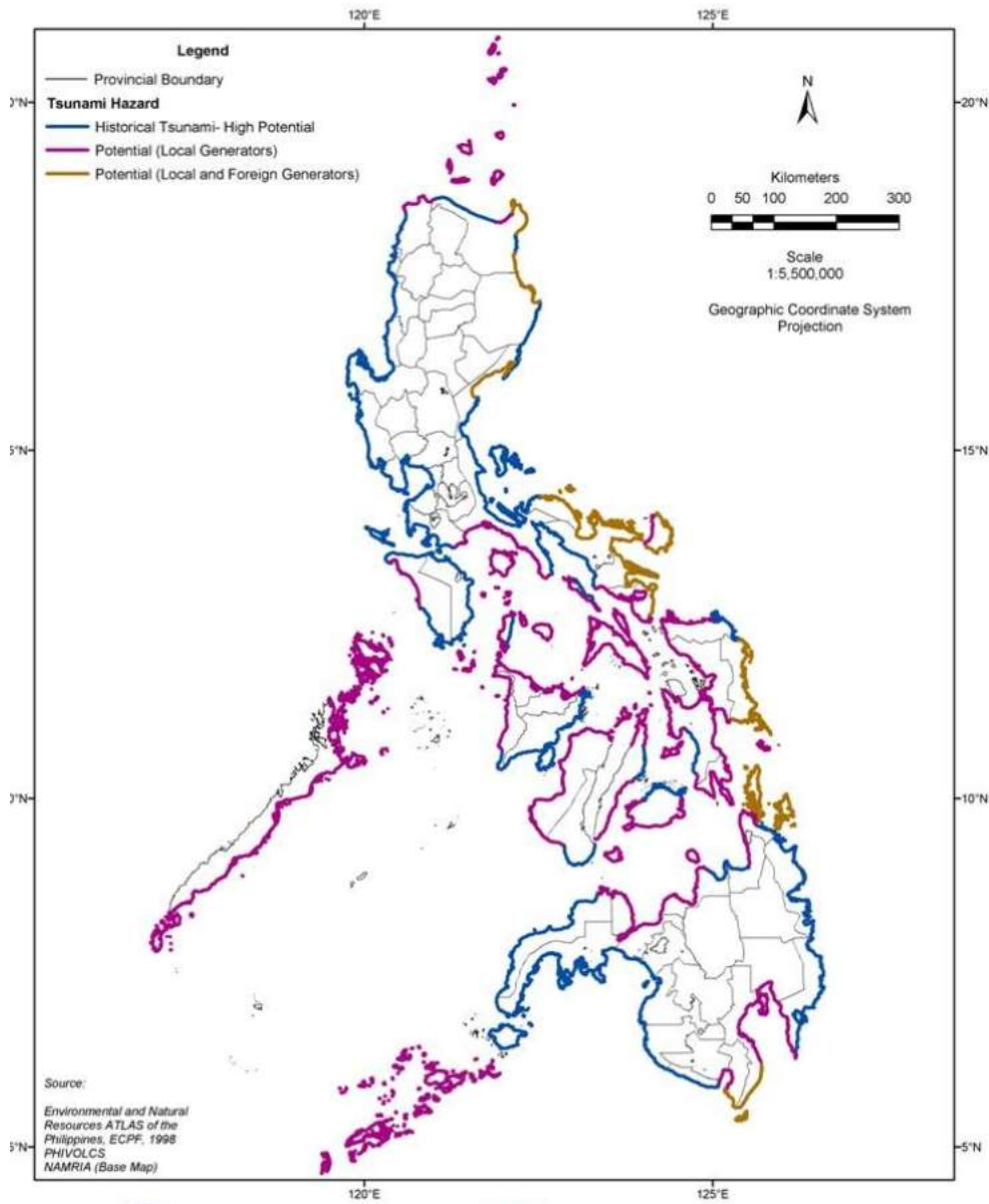
Figure 14. Discovery and re-discovery of wild rice populations, 1996-2000

Date source: Bon & Borromeo (2003) Discovery and rediscovery of wild rice populations in the Philippines

Source: DENR-BMB PBSAP 2015-2028

Attachment 3. 5. Geologic Hazard Maps of Philippines

Tsunami-Prone Areas



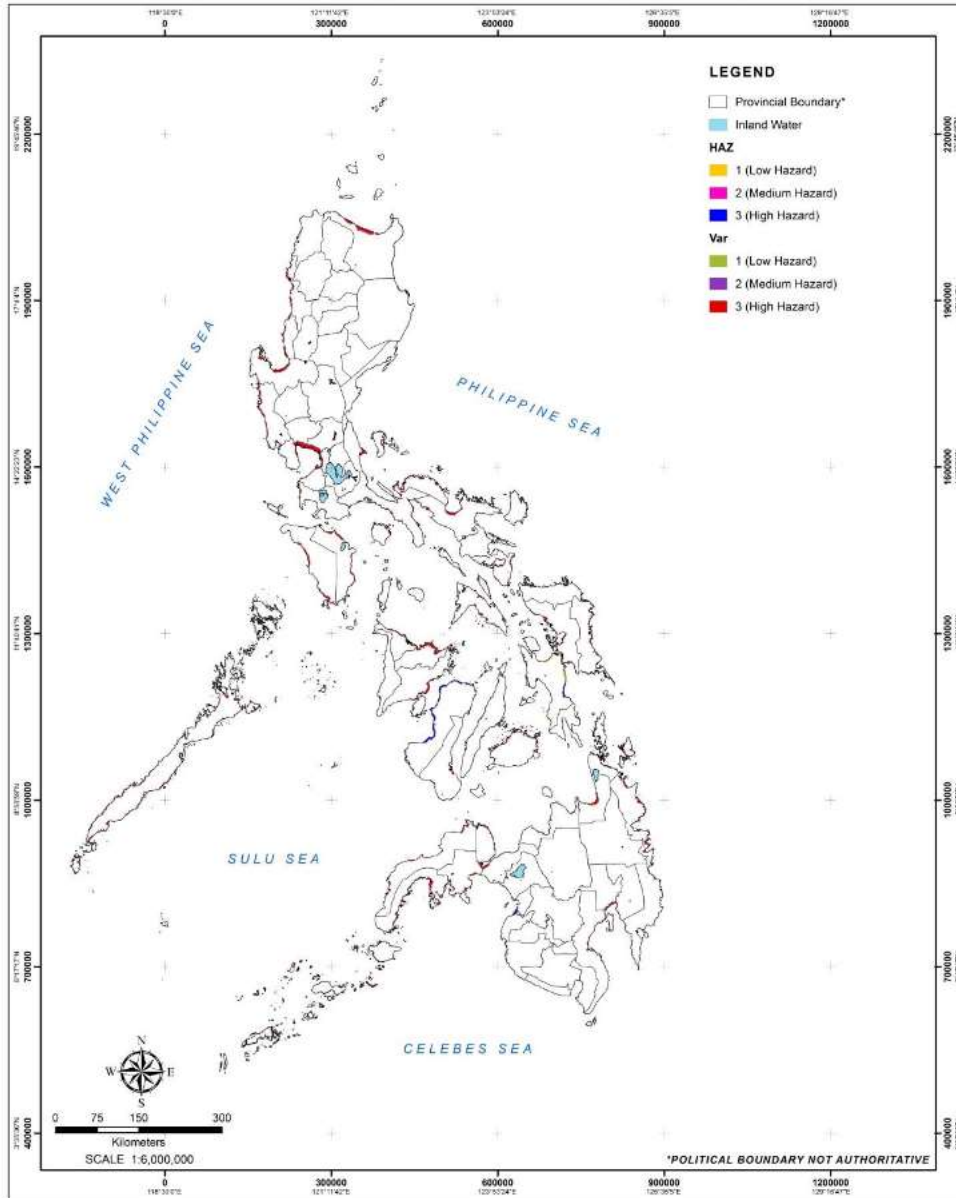
MANILA OBSERVATORY



DEPARTMENT OF ENVIRONMENT AND NATURAL RESOURCES

STORM SURGE MAP OF THE PHILIPPINES

Adaptation and Mitigation Initiative in Agriculture (AMIA)



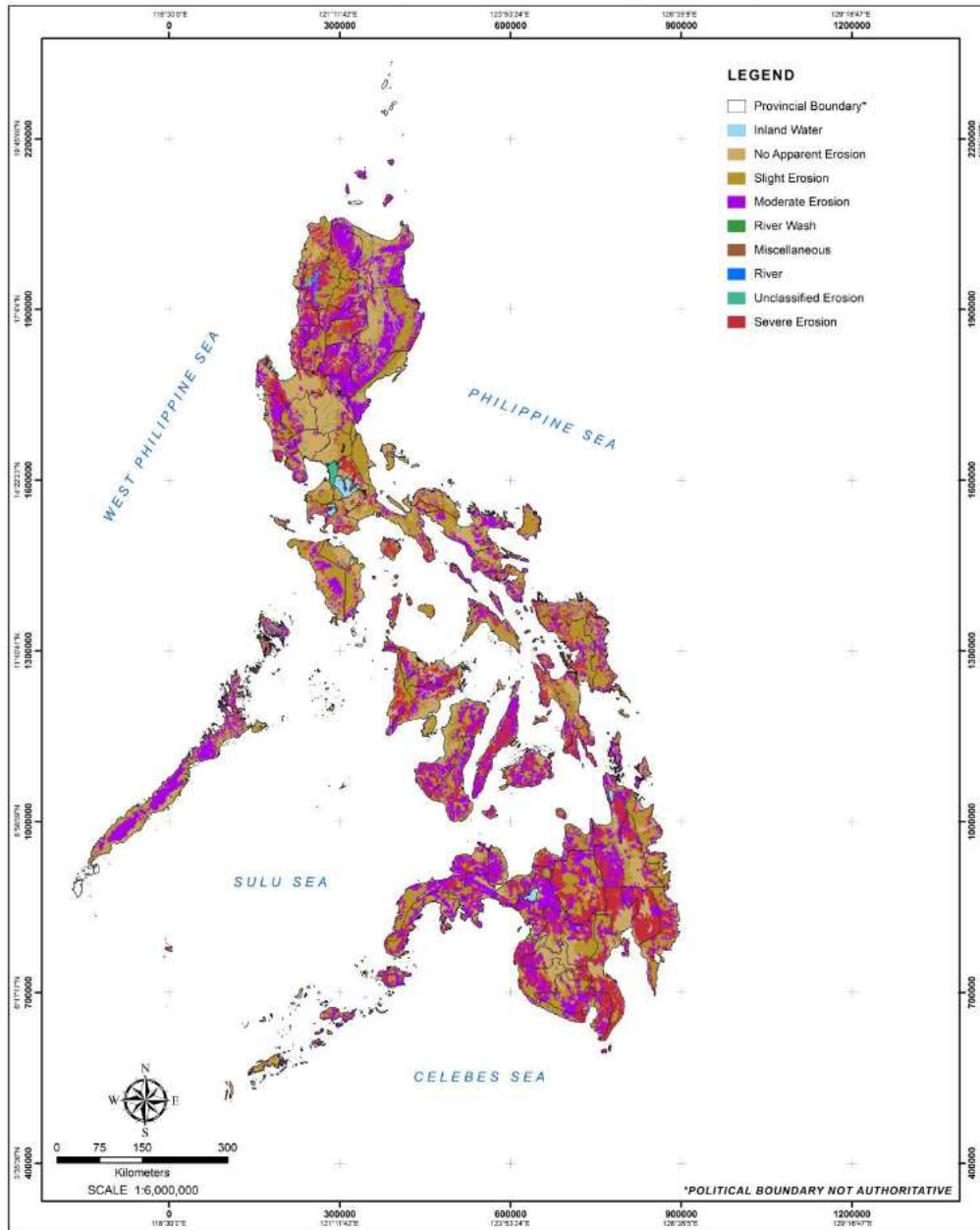
DEPARTMENT OF AGRICULTURE
SYSTEMS WIDE CLIMATE CHANGE OFFICE (DASWCCO)
 ALL RIGHTS RESERVED
 PUBLISHED MAY 2016

COORDINATE SYSTEM
 PROJECTION Geographic UTM Zone 51 N
 DATUM WGS 1984

MAP SOURCE National Mapping and Resource Information Authority (NAMRIA), Satellite Imagery
DATA SOURCE National Institute of Geological Sciences (NIGS)
PROCESSING DASWCCO - AMIA Project 1 Integrated Climate Change Geographic Information System (ICCGIS)

EROSION MAP OF THE PHILIPPINES

Adaptation and Mitigation Initiative in Agriculture (AMIA)

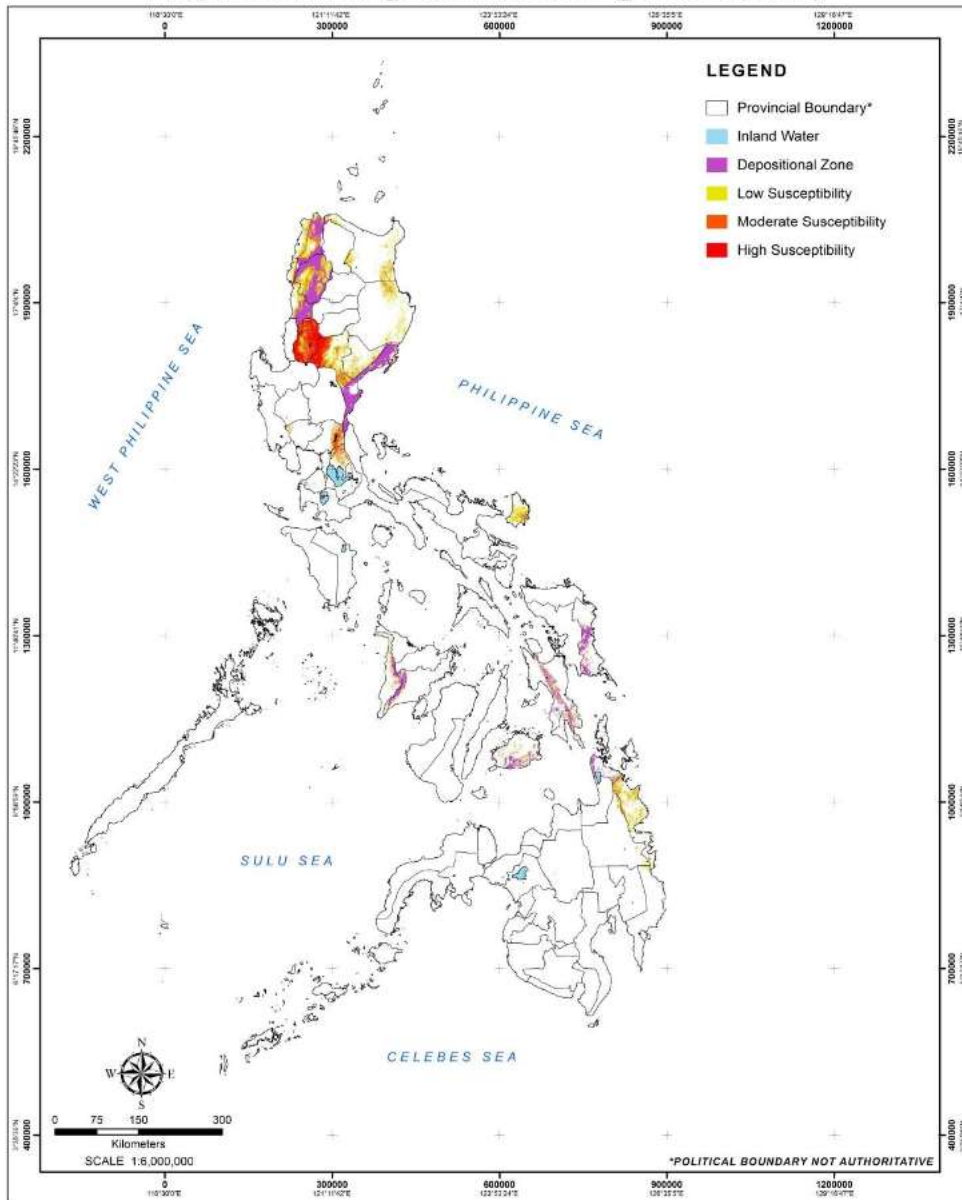


DEPARTMENT OF AGRICULTURE
**SYSTEMS WIDE CLIMATE
 CHANGE OFFICE (DASWCCO)**
 ALL RIGHTS RESERVED
 PUBLISHED MAY 2016

COORDINATE SYSTEM
 PROJECTION Geographic UTM Zone 51 N
 DATUM WGS 1984

MAP SOURCE National Mapping and Resource Information Authority (NAMRIA), Satellite Imagery
DATA SOURCE Bureau of Soils and Water Management (BSWM)
PROCESSING DASWCCO - AMIA Project 1 Integrated Climate Change Geographic Information System (ICCGIS)

EARTHQUAKE-INDUCED LANDSLIDE MAP OF THE PHILIPPINES Adaptation and Mitigation Initiative in Agriculture (AMIA)



**DEPARTMENT OF AGRICULTURE
SYSTEMS WIDE CLIMATE
CHANGE OFFICE (DASWCCO)**
ALL RIGHTS RESERVED
PUBLISHED MAY 2016

COORDINATE SYSTEM
PROJECTION Geographic
UTM Zone 51 N
DATUM WGS 1984

MAP SOURCE National Mapping and Resource Information Authority (NAMRIA),
Satellite Imagery
DATA SOURCE Philippine Institute of Volcanology and Seismology (PHIVOLCS)
PROCESSING DASWCCO - AMIA Project 1
Integrated Climate Change Geographic Information System (ICCGIS)

Attachment 4. Description of Major Ecosystems

Resource/ Ecosystem	Description
Major River Basins	There are 18 major river basins and 421 principal rivers. Cagayan River Basin in Cagayan Valley is the largest, followed by the Mindanao River Basin or the Rio Grande de Mindanao. The rivers are extensively used for transporting people, products and for fishing. See Attachment 3. Distribution of River Basins of the Philippines for details.
Coastal and Marine Waters⁹²	<p>Coastal and marine waters cover about 266,000 sq km including bays and gulfs with 17,460 km of coastline covering 64 of the 79 provinces. Millions of people depend on aquatic resources for livelihood and coastal fishing activities account for 97 percent of the total fish production (46 percent aquaculture and 51 percent municipal fishing). Coral reefs cover about 27,000 sq km although studies show increasing trend of poor conditions from 4 percent in excellent condition in 1996 to less than 1 percent in 2010 (Magdaong, Yamano, & Fujii, 2012). The Visayas have experienced the most significant decline in coral cover exhibiting an average of only 11 percent hard coral cover (BFAR, n.d.). NAMRIA⁹³ data reveals that MIMAROPA region has the largest total coral area with 325.93 thousand ha (40.9 percent) and the largest mangrove area of 68.42 thousand ha (22.5 percent). It was estimated that mangrove forests (356,000 ha) had a recent decadal deforestation rate of 0.5 percent .⁹⁴</p> <p>The Philippines sits at the apex of the Coral Triangle which is considered to be the center of marine shorefish diversity. The number of species found in the Philippines range from 1,995 to 2,214 species covering the spectrum of species diversity in the Coral Triangle. Many commercially important marine species, like salmon, grouper etc, use coastal nursery habitats to raise their young.</p>
Groundwater	An extensive groundwater reservoir has an aggregate area of 50,000 sq km. It is recharged by rain and seepage from rivers and lakes. These are located in Northeast Luzon, Central Luzon, Laguna Lake basin, Cavite-Batangas-Laguna basin, Southeast Luzon, Mindoro Island, Negros Island, Northeast Leyte, Ormoc-Kananga basin, Agusan-Davao basin, Occidental Misamis basin, and Lanao-Bukidnon-Misamis basin.
Inland Waters and Wetlands⁹⁵	The PBCP identified 216 lakes, 421 principal rivers, 22 marshes, and swamps. The BMB (2014, unpublished report on the Inventory of Inland Wetlands in Luzon, Philippines) has identified 756 inland wetlands with 651 (86 percent) river systems, 83 (11 percent) lakes, 16 (2 percent) water storage/reservoirs, four ponds, and two marshes/pools (1 percent). Lakes are mostly utilized for fish production with 10 considered major hosts for aquaculture production. There is a decreasing trend in water quality, fish, biodiversity and cultural value in the largest lake (Laguna de Bay 3,813.2 sq km (watershed area and lake proper)) and its tributary

⁹² *Ibid*

⁹³ NAMRIA in PSA 2022. Compendium on Phil. Environment Statistics 2010-2019

⁹⁴ Gevaña, Camacho, & Pulhin, 2018 cited by Camacho et al. 2020

⁹⁵ Philippine Biodiversity Strategy Action Plan 2015-2028. Bringing Resilience to Filipino Communities. Department of Environment and Natural Resources – Biodiversity Management Bureau. Ninoy Aquino Parks and Wildlife Center, Diliman, 1100 Quezon City

Resource/ Ecosystem	Description
	<p>rivers. Lake Lanao, is the largest lake in Mindanao and is one of 17 ancient lakes on earth.</p> <p>This ecosystem harbors 316 fish species, 121 (38 percent) of which are endemic and 76 (24 percent) are threatened. It hosts several species of aquatic plants, resident and migratory birds, amphibians, and reptiles like the endemic and threatened Philippine freshwater crocodile (<i>Crocodylus mindorensis</i>).</p>
Forest ⁹⁶	<p>The Philippines has 7.2 M ha of forest ecosystems, comprising approximately 24 percent of the total land area. Between 2001 and 2021, the Global Forest Watch reported the Philippines lost 1.34 M ha of tree cover equivalent to 7.2 percent decrease since 2000. Close and open canopy forests increased in 2015 by 0.09 M ha and 0.08 M ha, respectively. Mangrove forests decreased by 0.01 M ha. Open canopy forest still comprises the largest share (66.8 percent) in the total forest cover in 2015. Close canopy forest followed at 28.9 percent, and mangrove forest at 4.3 percent.</p>

⁹⁶ DENR FMB in PSA 2022. Compendium on Phil. Environment Statistics 2010-2019

Attachment 5. Environmental Hazards in the Philippines

Hazard Type	Description
Cyclones and Storm Surge⁹⁷	<p>An average 19–20 cyclones enter the Philippine Area of Responsibility (PAR) annually, with 7–9 reaching landfall. Typhoons appear to have greater intensity: Typhoon Haiyan in 2013 was recorded as one of the fastest on record, with a propagation speed nearly twice that of an average cyclone. The number of typhoons entering PAR has steadily decreased. However, as mentioned, typhoons have become more intense.</p> <p>In general, the impacts of frequent typhoon events are negative. As Holden and Marshall (2018) describe, ‘they set off landslides, cause severe and recurrent flooding of lowland areas, and are responsible for more loss of life and property than any other natural hazard’.</p>
Flood⁹⁸	<p>As of 2010, the population annually affected by flooding in the Philippines is estimated at 176,000 and the expected annual damages at \$625 million. Development and climate change are both expected to increase these figures. The climate change component can be isolated and by 2030 is expected to increase the annually affected population by 61,000 people, and the damages by \$451 million under the RCP8.5 emissions pathway (World Resources Institute’s AQUEDUCT Global Flood Analyzer – Scenario B in.</p> <p>Research by Willner et al. (2014) suggests the median increase in the population affected by an extreme (90th percent ile) river flood by 2035–2044 is approximately 2.6 million people. This represents an increase of 135 percent from the population exposed to extreme flooding in 1971–2004.</p>
Drought⁹⁹	<p>The risks associated with drought, are less pronounced (ranked 68th). The Philippines ranks 88th with respect to ‘coping capacity’. Although the Philippines is a warm tropical climate country receiving up to 950 – 4,000 mm of average annual rainfall, El Niño events have triggered extended periods of well below average rainfall leading to major water shortages and crop losses. Two primary types of drought may affect the Philippines, meteorological (usually associated with a precipitation deficit) and hydrological (usually associated with a deficit in surface and subsurface water flow, potentially originating in the region’s wider river basins). At present the Philippines faces an annual median probability of severe meteorological drought of around 3 percent, as defined by a standardized precipitation evaporation index (SPEI) of less than –2.</p>
Heatwaves¹⁰⁰	<p>The Philippines regularly experiences high maximum temperatures, with an average monthly maximum of around 30°C and an average May maximum of 32°C. The current median probability of a heat wave¹⁰¹ is around 2 percent. Under all emissions pathways projections, the probability of experiencing a</p>

⁹⁷ NCCAP 2011-2028 and WBG ADB 2021.

⁹⁸ Ibid.

⁹⁹ Ibid.

¹⁰⁰ Ibid.

¹⁰¹ Heatwave defined as a period of 3 or more days where the daily temperature is above the long-term 95th per centile of daily mean temperature - WBG ADB 2021.

Hazard Type	Description
	heat wave increases dramatically by 2080–2099, up to 52 percent under the RCP6.0 pathway and 76 percent under the RCP8.5 pathway. In Mindanao in the south, particularly large increases in heatwave probability are projected, with potential for year-long heatwaves by 2050.
Earthquakes and landslides	<p>Exposure to earthquake (ranked 10th) is a major contributor to the Philippines' position on the INFORM index. Six of the seven largest Philippine earthquakes since 1901 with magnitude almost 8.0 M_w or higher were in Mindanao. These areas are near the Cotabato Trench and the southern portion of the Philippine Trench. The Philippine Fault Zone (PFZ) extends 1200 km across the Philippine archipelago behind the convergent boundary of the Philippine Trench and the subduction of the Philippine Sea Plate. The northern and southern extensions of the PFZ are characterized by branching faults due to brittle terminations. The fault experiences a slip rate of approximately 2-2.5 cm/year. Being situated in the "Pacific Ring of Fire" the country is vulnerable to frequent earthquakes and volcanic eruptions. Tightly linked to these risks is the threat of landslides which is significant especially in the country's northern regions.</p> <p>The shaking of the ground from earthquakes loosen the top soil. Landslip is directly caused by the earthquake. However, some areas in the Philippines especially in the steep to rolling terrain, like in the Cordilleras and other uplands, the trigger to cause landslides is heavy rainfall.</p>
Tropical Cyclones.	The number of TCs entering the Philippine area of responsibility (PAR), and the number of TCs that made landfall, shows a minimal decreasing trend from 1951 to 2015. A slight increasing trend is observed during the period from 1980 to 2015 on the number of very strong TCs. Considering five regional climate model simulations, three of the models suggest a decrease in tropical cyclone frequency is significant, while the two others suggest that no change is expected. TC intensity, however, reveal that four of the models agree in a projected increase, two of which are significant. This is consistent with the IPCC report that the average annual number of TCs in the Western North Pacific is expected to decrease, and that an increase in the frequency of strong TCs in the region is more likely. ¹⁰²
Slow Onset Hazard like salt water intrusion	Slow onset hazard like saltwater intrusion in ground water and soil makes the damage incurred incremental, especially near coastal areas. As the salt remains in the rivers and canals and seeps into the groundwater / aquifer, it slowly progresses inland and confronts farmers who will have to make a decision to abandon their farms or find ways to combat it. ¹⁰³

¹⁰² A caveat in the projections is that not all possible contributing factors in the development and behaviour of TCs were considered. The model simulations further indicate that the year-to-year variability will remain high in the futures.

¹⁰³ Almaden et.al. 2019. "Meso-Level Analysis on Rice-Farmers' Adaptive Measures for Slow Onset Hazard: The Case of Saltwater Intrusion in the Philippines and Vietnam." *SEARCA Agriculture and Development Notes 9-2*. SEARCA, College, Los Baños, Laguna, Philippines.

Attachment 6. Distribution of River Basins in the Philippines

No	RB Name	Area (km2)	Region/s	Provinces	# Mun/ City	# Bgy
LUZON						
1	Apayao-Abulog River Basin	3,776	(3) CAR, I & II	(4) Cagayan, Apayao, Ilocos Norte & Abra	14	225
2	Cagayan RB	27,493.49	(3) CAR, II & III	(8) Cagayan, Apayao, Kalinga, Mt Province, Ifugao, Isabela, N. Vizcaya, Quirino & Aurora	122	2,459
3	Abra River Basin	4,923.66	(2) CAR & I	(4) Abra, Benguet, Ilocos Sur & Mt Province	47	519
4	Agno River Basin	6,219.66	(4) CAR, I, II & III	(9) Benguet, Tarlac, Pangasinan, Ifugao, Pampanga, Nueva Vizcaya, Mt Province, Nueva Ecija & Zambales	73	1,203
C1	Amburayan, Baroror and Bauang	2,449.61	(2) CAR & I	(3) Benguet, Ilocos Sur & La Union	33	547
5	Pampanga River Basin	10,434	(1) III	(7) N. Vizcaya, N. Ecija, Tarlac, Pampanga, Bulacan, Zambales & Bataan	96	2,109
6	Marikina River Basin	698.26	(3) III, IV-A & NCR	(2) Rizal & Bulacan	15	197
7	Pasig-Laguna de Bay River Basin	4,108.74	(3) NCR, III & IV	(6) Metro Manila, Rizal, Laguna, Quezon, Cavite & Bulacan	95	2,589
C2	Malaking Ilog and Iyam-Dumacaa	1,609.26	(1) IVA	(3) Quezon, Laguna & Batangas	22	662
C3	Alag-Baco, Butas, Caturan-Bucayao, Mag-Asawang Tubig and Pula	2,258	(1) IVA	(2) Occ & Or Mindoro	12	258
C4	Iwahig Penal, Inagawan, Aborlan, Batang-batang, and Malatgao	1,477.97	(1) IVB	(1) Palawan	4	50
8	Bicol River Basin	3,171	(1) V	(3) Camarines Norte, Camarines Sur & Albay	50	963
VISAYAS						
9	Panay River Basin	2,717.92	(1) VI	(3) Iloilo, Capiz & Aklan	29	483
10	Jalaur River Basin	1,503	(1) VI	(1) Iloilo	27	688
11	Iloilo-Batiano River Basin	108.7	(1) VI	(1) Iloilo	7	
12	Ilog-Hilabangan River Basin	2,118.17	(2) VI & VII	(2) Negros Occ & Negros Or	15	156
13	Central Cebu	678.7	(1) VII	(1) Cebu	10	214
C5	Binahaan, Daguitan-Marabong, and Palo	1,256.27	(1) VIII	(1) Leyte	19	380
C6	Catarman, Catubig, and Pambujan	2,102.82	1-VIII	(3) Eastern Samar, Samar & Northern Samar	10	360
MINDANAO						
C7	Ayala, Bolong, Curuan, Manicahan, Tumaga, and Vitali-Taguite	745.43	1-IX	(1) Zamboanga Del Norte	10	360
C8	Dipolog, Dapitan, Aloran, Clarin, Langaran, Oroquieta, and Palilan	1,915.27	2-IX and X	(2) Zamboanga del Norte & Misamis Occidental	25	451
14	Agusan RB	11,936.55	(3) X, XI & XIII	(8) Compostela Valley, Davao Oriental, Davao del Norte, Agusan del Sur, Agusan del Norte, Surigao del Sur, Misamis Oriental, & Bukidnon	45	652

No	RB Name	Area (km2)	Region/s	Provinces	# Mun/ City	# Bgy
15	Tagum-Libuganon River Basin	3,119	(2) XI & XIII	(3) Davao del Norte, Compostela Valley & Agusan del Sur	19	209
16	Tagoloan River Basin	1,373.83	(1) X	(2) Misamis Oriental & Bukidnon	7	102
17	Davao River Basin	1,759.6	(2) X & XI	(2) Bukidnon & Davao del Sur	4	100
18	Cagayan de Oro River Basin	1,373.83	(2) X & XII	(3) Misamis Oriental, Bukidnon & Lanao del Norte	5	1,206
19	Ranao (Agus) River Basin	1,987.08	(2) X & ARMM	(2) Lanao del Norte & Lanao del Sur	39	835
20	Buayan-Malungon River Basin	1,505.09	(2) XI & XII	(4) Davao del Sur, Davao Occidental, Sarangani & South Cotabato	11	68
21	Mindanao RB	20,859.41	(5) ARMM, XIII, XII, XI, & X	(9) S. Cotabato, Sultan Kudarat, Maguindanao, N. Cotabato, Lanao del Sur, Bukidnon, Agusan del Sur, Davao del Norte, Davao del Sur	163	3,891

Source: RBCO-DENR. <https://riverbasin.denr.gov.ph/river/executivesummary>

Attachment 7. Anticipated Impacts of Climate Change

Area of Impact ¹⁰⁴	Description
Food Security	A large proportion of damages from disasters, which are generally climate-related, are borne by agriculture ¹⁰⁵ every year. Food production will be adversely affected at certain periods of the year and securing food supplies will be critical. Top food producing provinces are at risk: a) top rice producers and are exposed to greater risks of flooding and typhoons, namely the provinces of Cagayan Valley, Pangasinan, Isabela, Nueva Ecija, Iloilo, and Camarines Sur; and b) food baskets in Mindanao (ie, North Cotabato and Maguindanao) more prone to drought and El Niño.
Water Sufficiency	Due to geographic and seasonal variations, water availability has become time and site- specific, aggravated by the deterioration of water quality due to pollution from untreated domestic sewage, industrial wastewater, agricultural run-offs, and urban run-offs. Changes in water supply and quality due to changing climates are expected to affect food and human security.
Ecological and Environmental stability	Philippine ecosystems have been significantly transformed or degraded, changing more rapidly through large scale conversion of forests and grasslands into cropland, settlements and mining areas, diversion and storage of freshwater behind dams, pollution of rivers and lakes from domestic and industrial effluents, and the loss of mangrove and coral reef areas. Widespread environmental degradation has resulted to endemic species going extinct or greatly endangered.

¹⁰⁴ National Climate Change Action Plan 2011-2028. DENR

¹⁰⁵ From 1990 to 2006, data shows that of the P12.43 billion average annual value of damages to agriculture for the period, 70.3 per cent were caused by typhoons, 17.9 per cent by drought, and 5 per cent by floods.

Attachment 8. Philippine Laws and SECAP 2021

Year	Law/Regulation	Features
ESS1: Biodiversity Conservation		
1987	1987 Philippine Constitution	The State shall protect and advance the right of the people to a balanced and healthful ecology in accord with the rhythm and harmony of nature. The State, subject to the provisions of this Constitution and national development policies and programs, shall protect the rights of indigenous cultural communities to their ancestral lands to ensure their economic, social, and cultural wellbeing.
1916	Republic Act 2590: Act on the protection of game and fish of 1916	Penalizes hunting, wounding, taking, killing, and owning a living or dead, purchasing, offering, selling, transporting, shipping, exporting alive or dead, any bird, fish, shellfish, or mammal included in the protection list, under the provision of the Act, unless issued a permit.
1929	Republic Act 3572: An Act to Prohibit the Cutting of Tindalo, Akle, or Molave Trees, Under Certain Conditions, And to Penalize Violations Thereof of 1929	Prohibits the cutting of tindalo, akle, or molave trees with less than 60 centimeters in diameter and a height of 4 ft from the ground in public forests.
1932	Republic Act 3983: Protection of wild flowers and plants of 1932	Collecting, mutilating, killing, owning, living or dead, purchasing, selling, transporting, shipping, or exporting, alive or dead any protected flowering plants,, fern, orchid, lycopod, or club moss or other wild plants is prohibited under this law.
1932	Republic Act 3915: Providing for the Establishment of National Parks, declaring such Parks as Game Refugees, and for Other Purposes as Amended by Republic Act No. 122 (1947)	All national parks are declared as game refugees and bird sanctuaries shall prohibit the hunting, taking, wounding, killing, selling, etc. of any wild bird or animal in these areas.
1963	Republic Act 3571: An Act to Prohibit the Cutting, Destroying or Injuring of Planted or Growing Trees, Flowering Plants and Shrubs or Plants of Scenic Value Along Public Roads, in Plazas, Parks, School Premises or in Any Other Public	Protects flowers, plants, trees from felling and destruction to ensure climate preservation.

Year	Law/Regulation	Features
	Pleasure Ground of 1963	
1966	Republic Act 4850	An Act Creating the Laguna Lake Development Authority, Prescribing Its Powers, Functions and Duties, Providing Funds Therefor, And for Other Purposes of 1966. The Laguna Lake Development Authority is created to promote, and accelerate the development and balanced growth of the Laguna Lake area and the surrounding provinces, cities and towns
1975	Presidential Decree 705 Revised Forestry Code	Provides the basic principles of forest management and conservation, provision for proper classification, management and utilization of public domain lands to maximize their productivity, and meet the demands of the country's increasing population. The Revised Forestry Code of the Philippines also covers management of industrial tree plantations, tree farms, and agro-forestry farms, and forest protection of swamplands and mangrove forests. This covers special uses of forest resources, such as grazing, wildlife, and recreation and prescribes criminal offences, including unlawful occupation or destruction of forestlands and grazing lands.
1980	Presidential Decree No. 1219 providing for the exploration, exploitation, utilization and conservation of coral resources	The Bureau of Fisheries and Aquatic Resources (BFAR), shall have jurisdiction and responsibility in the exploration, exploitation, utilization and conservation of coral resources existing beneath territorial waters and marine economic zone of the country.
1990	Republic Act 6969: Toxic Substances and Hazardous and Nuclear Waste Control Act of 1990	The Act provides the legal framework to regulate, restrict or prohibit the importation, manufacture, processing, sale, distribution, use, and disposal of chemical substances and mixtures that present unreasonable risk and/or injury to health or the environment; to prohibit the entry, even in transit, of hazardous and nuclear wastes and their disposal into the Philippine territorial limits for whatever purpose; and to provide advancement and facilitate research and studies on toxic chemicals.
1991	Republic Act 7160: Local Government Code of 1991(Section 17)	provinces can enforce forestry laws limited to community-based forestry projects, pollution control law, small-scale mining law, and other laws on the protection of the environment; and mini-hydro electric projects for local purposes.
1991	Republic Act 7076: People's Small-scale Mining Act of 1991	Small-scale mines shall comply to the provisions in this act, including safety rules and regulations
1992	Republic Act 7586: NIPAS Act of 1992	Provides the legal framework for the establishment and management of protected areas in the Philippines. It identified initial components comprising of proclaimed national parks, game refuge and wildlife sanctuaries, nature reserves, wilderness areas, mangrove reserves, watershed reservations, fish sanctuaries, protected landscapes and seascapes.

Year	Law/Regulation	Features
1992	Republic Act 10629: Providing for financial aspects of the Integrated Protected Areas Fund (IPAF) of Republic Act No. 7586	Retention by the Protected Area Management Board is 75 percent of the revenues accumulated to the Integrated Protected Areas Fund (IPAF), established by Section 16 of Republic Act No. 7586, otherwise known as the "National Integrated Protected Areas System Act of 1992".
1992	Republic Act 7279: Urban Development and Housing Act of 1992	For urban biodiversity, this Act provides for the rational use and development of urban land to bring about reduction in urban dysfunction particularly those that adversely affect public health, safety, and ecology
1995	Republic Act 7942: Philippine Mining Act of 1995	All mineral resources in public and private lands within the territory and EEZ of the Republic of the Philippines are owned by the State. It shall be the responsibility of the State to promote their rational exploration, development, utilization, and conservation through the combined efforts of government and the private sector in order to enhance national growth in a way that effectively safeguards the environment and protects the rights of affected communities.
1997	Proclamation 1071: The Balanced Fertilization Strategy of 1997	Promote the Balanced Fertilization Strategy with the Integrated Pest Management and synchronal planting as the country's Integrated Crop Management approach that will safeguard improvement in crop yields and reduce traditional losses from pests and diseases as well as inefficient use of irrigation facilities.
1998	Republic Act 10654: An Act to Prevent, Deter and Eliminate Illegal, Unreported and Unregulated Fishing, Amending RA 8550 Philippine Fisheries Code of 1998	State shall ensure the achievement of the following objectives of the fishery sector: Conservation, protection, and sustained management of the country's fishery and aquatic resources; Poverty alleviation and the provision of supplementary livelihood among municipal fisherfolk; Improvement of productivity of aquaculture within ecological limits; Optional utilization of offshore and deep-sea resources; and upgrading of post-harvest technology
2000	Republic Act 9003 Philippine Ecological Solid Waste Management Act	Provides the legal framework for the country's systematic, comprehensive, and ecological solid waste management program that shall guarantee protection of public health and the environment.
2000	Republic Act 8991: Batanes Protected Area Act of 2000	Declares the Batanes Group of Islands and surrounding islets as a Philippine Protected Area, including its peripheral waters as buffer zones.
2000	Republic Act 8978: Mt. Kitanglad Range Protected Area Act of 2000	Declares Mt. Kitanglad Range a protected area.
2001	Republic Act 9147: Wildlife Resources Conservation and Protection Act of 2001	Act stating to conserve, preserve, and protect the wildlife species and their habitats in order to preserve and encourage ecological balance and biological diversity.
2001	Republic Act 9147 Wildlife Resources	This law aims to conserve and protect wildlife species and their habitats for sustainability. It provides the conditionalities for the collection, possession, transport,

Year	Law/Regulation	Features
	Conservation and Protection Act	export and/or import, registration, and introduction, reintroduction or restocking of wildlife species. It also lays down the basic requirements for the use of wildlife resources for bioprospecting, scientific researches, and commercial undertakings as well as for botanical and zoological parks purposes. Enables legislation for the implementation of the rules and regulations of the CITES in the country.
2001	Republic Act 9072 National Caves and Cave Resources Management and Protection Act	Law that mandates the DENR to formulate, develop, and implement a national program for the management, protection, and conservation of caves and cave resources. The National and Regional Cave Committees oversee the implementation of the Act and its support policies.
2001	Republic Act 9154: Mt. Kanla-on Natural Park (MKNP) Act of 2001	Declaring Mt. Kanla-on in Bago, La Carlota and San Carlos and La Castellana and Murcia as a protected area under the category of natural park according to NIPAS Act.
2001	Republic Act 9125: Northern Sierra Madre Natural Park (NSMNP) Act of 2001	Declaring the Northern Sierra Madre Mountain Range to be a protected area and its peripheral areas to be buffer zones in order to ensure the protection and conservation of biodiversity.
2001	Republic Act 9072: National Caves and Cave Resources Management and Protection Act of 2001	Conservation, protection, and management of caves and cave resources in the country as part of the country's natural wealth.
2002	Republic Act 9175: Chain Saw Act of 2002	The State shall regulate the ownership, possession, sale, transfer, importation and/or use of chain saws to prevent them from being used in illegal logging or unauthorized clearing of forests.
2004	Sustainable Forest Management (EO 318, s. 2004)	Promotes sustainable forest management in the Philippines
2004	Republic Act 9275: Philippine Clean Water Act of 2004	The law aims to protect the country's water bodies from land-based pollution sources (industries and commercial establishments, agriculture, and community/household activities). It provides for a comprehensive and integrated strategy to prevent and minimize pollution through a multi-sectoral and participatory approach involving all the stakeholders. Anyone discharging wastewater into a water body will have to pay a wastewater charge. This economic instrument will encourage investments in cleaner production and pollution control technologies to reduce the amount of pollutants generated and discharged.
2004	Sustainable Forest Management (EO 318, s. 2004)	Pursues sustainable managements of forests and forestlands in watershed through Community-Based Forest Management (CBFM) as the primary strategy in all forest conservation and development and related activities including joint ventures, production sharing, and co-production. It also provides for the proper

Year	Law/Regulation	Features
		valuation and pricing of forestry resources and financing sustainable forest management.
2006	Executive Order No. 510	Mandates the River Control Office under DENR to rationalize various river basin projects such as, but not limited to the following; The Pasig River Rehabilitation, KAMANAVA flood control, Agno River, and Allied River Basin Flood Control, and to promote and advocate an integrated river basin management to ensure the protection of the environment and people against flood and natural hazards.
2006	Republic Act 9367: Biofuels Act of 2006	Has provision on the reduction of the country's dependence on imported fuels with regard to protection of public health, environment, and natural ecosystems consistent with the country's sustainable economic growth.
2007	Republic Act 9494: Mimbilisan Protected Landscape Act of 2007	States that Mimbilisan watershed is a protected area and provides for the preservation of its biological diversity and for the sustainable use of its resources.
2007	Republic Act 9486: Central Cebu Protected Landscape (CCPL) Act	Has provisions on the protection, conservation, maintenance, rehabilitation, and sustainable development of Central Cebu Protected Landscape (CCPL).
2008	Republic Act 9512: Environmental Awareness and Education Act of 2008	Environmental education on environmental awareness covering the integration of such in the school curricula at all levels, be it public or private, including day care, preschool, non-formal, technical, vocational, indigenous learning, and out-of-school youth courses or programs. It also declares November as the Environmental Awareness Month in the Philippines.
2009	Executive Order No. 816: Declaring the River Basin Control Office Under the Department of Environment and Natural Resources as the Lead Government Agency for the Integrated Planning, Management, Rehabilitation and Development of the Country's River Basins	<p>The Regulation the River Basin Control Office (RBCO) under DENR is authorized as the oversight agency for all government efforts and initiatives within the country's river basins. Declares the River Basin Control Office under the Department of Environment and Natural Resources as the lead government agency for integrated planning, management, rehabilitation, and development of the country's river basins.</p> <p>By this Executive Order, the River Basin Control Office (RBCO) under the Department of Environment and Natural Resources (DENR) is mandated as the oversight agency for all government efforts and initiatives within the country's river basins</p>
2009	Republic Act 10067: Tubbataha Reefs Natural Park (TRNP) Act of 2009	Has provisions on the protection of Tubbataha Reefs and the Jessie Beazley Reef in the Province of Palawan and its resources.
2009	Republic Act 98471: Mount's Banahaw-San Cristobal Protected Landscape (MBSCPL) Act of 2009	Has provisions on the protection and conservation of Mount's Banahaw and San Cristobal as a protected area.

Year	Law/Regulation	Features
2010	Republic Act 10068: Organic Agriculture Act of 2010	Provisions on the following: 1) policy formulation on regulation, registration, accreditation, certification, and labeling on organic agriculture; 2) research, development, and extension of appropriate sustainable environment and gender-friendly organic agriculture; 3) promotion and encouragement of the establishment of facilities, equipment, and processing plants that would accelerate the production and commercialization of organic fertilizers, pesticides, herbicides, and other appropriate farm inputs; and 4) implementation of organic agricultural programs, projects, and activities, including the provision and delivery of support services with focus on the farmers and other stakeholders.
2010	Republic Act 10121: Philippine Disaster and Risk Reduction Management Act of 2010	Mainstreams disaster risk reduction and climate change in development processes such as policy formulation, socioeconomic development planning, budgeting, and governance, particularly in the areas of environment, agriculture, water, energy, health, education, poverty reduction, land use and urban planning, and public infrastructure and housing.
2012	Republic Act 9729: Climate Change Act of 2009 as amended by People's Survival Fund (RA 10174 of 2012)	An objective is to systematically integrate the concept of climate change in the policy formulation and development plans of all government agencies and units, to the end that the government will be ready for the impact of climate change. It offers long-term finance streams to enable the government to effectively address the problem of climate change.
2013	Republic Act 10631: Amended Animal Welfare Act of 2013	The purpose is to protect and promote the welfare of all terrestrial, aquatic, and marine animals in the Philippines by supervising and regulating the establishment and operations of all facilities utilized for breeding, maintaining, keeping, treating or training of all animals either as objects of trade or as household pets including birds.
ES2: Resource Efficiency And Pollution Prevention		
1987	1987 Philippine Constitution	The State is to ensure the sustainable utilization, development, management, renewal, and conservation of the Philippine's forests, mineral, land, off-shore area, and natural resources through the protection and enhancement of the quality of the environment and managed access to these resources.
1987	1987 Philippine Constitution	The State is to ensure the sustainable utilization, development, management, renewal, and conservation of the Philippine's forests, mineral, land, off-shore area, and natural resources through the protection and enhancement of the quality of the environment and managed access to these resources.
1929	Republic Act 2874: Public Land Act of 1919, amended last 1929, as amended by Act was amended by Acts Nos. 3164, 3219, 3346, and	Accelerates the disposition of public agricultural lands to Filipinos through the systems of land classification and increasing the estate area from 16-24 hectares.

Year	Law/Regulation	Features
	3517 of 30 January 1929	
	Republic Act 622: Creating the Bureau of Soil Conservation, defining its powers, duties and functions	All soil works of the government to the Bureau of Soil Conservation. The Bureau of Soils shall study properties of soils in the fields, conduct inspection and survey, classifying and mapping soils, etc.
1964	Republic Act 3931: An Act Creating the National Water and Air Pollution Control Commission of 1964	An act creating the National water and air pollution control commission. This is one of the Philippine Environmental Laws that was enacted by the senate and house of representatives of the Philippines in congress on the 18th of June of 1964.
1975	Presidential Decree No. 856 Sanitation Code of the Philippines	Provides standards for drinking water, food and other business establishments, industrial hygiene, schools, health services, slaughterhouse, markets, transport vehicles, terminals, and other service stations, and housing areas and infrastructures among many others. It regulates nuisances (anything that injures health, endangers life, offends senses, or produces discomfort to the community), and activities concerning dead persons, their memorial, and remains. It also regulates pollution not covered in the above-mentioned places like that caused by certain substances, radiation, noise, and biological pollutants among others.
1976	Presidential Decree No. 979: Marine Pollution Decree of 1976	A policy that illegalizes dumping of wastes and hazardous matter into Philippine oceans and inland waters unless stated otherwise by the National Pollution Control Commission or Philippine Coast Guard
1976	Presidential Decree No. 1067: A Decree Instituting A Water Code, Thereby Revising and Consolidating the Laws Governing the Ownership, Appropriation, Utilization, Exploitation, Development, Conservation and Protection of Water Resources	Owners of land where the water is found may use the same for domestic purposes without securing a permit, provided that such use shall be registered, when required by the Council. The Council, however, may regulate such use when there is wastage, or in times of emergency.
1977	Presidential Decree. No. 1151: Philippine Environmental Policy of 1977	Establishes a program for environmental protection through the requirements of environmental impact assessments and statements for every project which may significantly affect the environment.
1976	Presidential Decree No. 1067: Water Code of the Philippines	The National Water Resources Board govern the ownership, allocation, control, utilization, conservation, and overall administration of all waters and their resources in the Philippines. Filipinos must acquire a water permit before to use or appropriate Philippine waters.

Year	Law/Regulation	Features
1976	Presidential Decree No. 984: National Pollution Control Decree of 1976	It is the duty of the state to prevent, decrease, and control pollution of water, air, and land for its effective utilization of resources
1977	Presidential Decree No. 1144 of 1977 Creating the Fertilizer and Pesticide Authority and Abolishing the Fertilizer Industry Authority and Regulating the Fertilizer and Pesticide Use	The PD merged the fertilizer and pesticide industries under the Fertilizer and Pesticide Authority (FPA). It also states the functions and responsibilities of FPA.
1978	Presidential Decree No. 1515 of 1978 Vesting the Jurisdiction and Control Over Watershed Reservations In The Ministry of Energy And For Other Purposes	The Ministry of Energy may exercise its powers, functions, and responsibilities over watershed areas and reservations through the National Power Corporation (NPC) or such other government agencies or instrumentalities as are attached to or otherwise placed under the Ministry of Energy.
1990	Republic Act 6969: Toxic Substances and Hazardous and Nuclear Waste Control Act of 1990	The importation, manufacturing, processing, selling, distribution, utilization, and disposal of substances that pose unreasonable risk/ injury to the health of people and the environments are prohibited
1991	Republic Act 7160: Local Government Code of 1991(Section 17)	provinces can enforce forestry laws limited to community-based forestry projects, pollution control law, small-scale mining law, and other laws on the protection of the environment; and mini-hydro electric projects for local purposes.
1995	Republic Act 8041: National Water Crisis Act of 1995	The national government shall adopt urgent and effective measures to answer the nationwide water crisis which adversely affects the health and well-being of the population, food production, and industrialization process
1999	Republic Act 8749: Philippine Clean Air Act of 1999	This act establishes a national program to manage air pollution focusing on pollution prevention.
2000	Republic Act 9003: Ecological Solid Waste Management Act of 2000	Establishes a nation-wide ecological solid waste management program and proper segregation, collection, transport, recycling, and composting of wastes in the country.
2004	Philippine Clean Water Act of 2004 (RA 9275)	The law aims to protect the country's water bodies from land-based pollution sources (industries and commercial establishments, agriculture, and community/household activities). It provides for a comprehensive and integrated strategy to prevent and minimize pollution through a multi-sectoral and participatory approach involving all the stakeholders. Anyone discharging wastewater into a water body will have to pay a

Year	Law/Regulation	Features
		wastewater charge. This economic instrument will encourage investments in cleaner production and pollution control technologies to reduce the amount of pollutants generated and discharged.
2004	Republic Act 9295: Domestic Shipping Development Act of 2004	Establishes requirements for operating domestic shipping in the maritime water under the jurisdiction of the Philippines
2007	Republic Act 9483: Oil Pollution Compensation Act of 2007	Has provisions for the country to adopt international measures imposing strict liability for oil pollution damage in order to protect the Philippine's marine wealth under its jurisdiction.
ESS3: Cultural Heritage		
1987	1987 Philippine Constitution	<p>The Constitution presents that the State has the responsibility to preserve and protect the environment whilst also protecting the right and development of the Filipino citizens, give priority to education, science and technology, arts, culture, and sports to foster patriotism and nationalism, accelerate social progress, and promote total human liberation and development, foster the preservation, enrichment, and dynamic evolution of a Filipino national culture based on the principle of unity in diversity in a climate of free artistic and intellectual expression,</p> <p>conserve, promote, and popularize the nation's historical and cultural heritage and resources, as well as artistic creations, and recognize, respect, and protect the rights of indigenous cultural communities to preserve and develop their cultures, traditions, and institutions. It shall consider these rights in the formulation of national plans and policies.</p> <p>All of the country's artistic and historic wealth constitutes the cultural treasure of the nation and shall be under the protection of the State.</p> <p>The Constitution states that the "State shall</p>
1973	Presidential Decree No. 260. s. 1973: Declaring National Cultural Treasures, National Shrines, Monuments and/or Landmarks	Presents a list of places in the Philippines considered to be as national shrines, monuments and landmarks. These places shall be protected and preserved for the correct understanding of history and culture and continuance of the Filipino culture
1974	Presidential Decree No. 374 (Amending Certain Sections of RA No. 4846)	cultural properties are in need of preservation and protection and to safeguard their value.
1975	Presidential Decree No. 812: Decree on Legal and Cultural Deposit	The acquisition, organization and preservation of the country's intellectual and cultural heritage is a prime duty of the State and the cultural heritage of the Filipino nation is manifested in, among others, a comprehensive national bibliography, the principal basis of which are the published and printed materials on legal deposit.

Year	Law/Regulation	Features
1978	Presidential Decree No. 1505: Amending Presidential Decree No. 260	As Amended, By Prohibiting the Unauthorized Modification, Alteration, Repair and Destruction of Original Features of All National Shrines, Monuments, Landmarks and Other Important Historic Edifices; Prohibits the unauthorized modification, alteration, repair and destruction of original features of all national shrines, monuments, landmarks and other important historic edifices.
1991	Republic Act No. 7160: Local Government Code Section 16.	Local government units shall ensure and support, among other things, the preservation and enrichment of culture..." The national government agencies are to consult the local government units, nongovernment organizations, and other sectors concerned especially if the project have significant impacts on the environment and explain the possible impacts and their plans for the project and to conduct periodic consultations with stakeholders.
1992	Republic Act No. 7586: National Integrated Protected Areas System Act of 1992	Shall secure Filipino people of present and future generations the perpetual existence of all native plants and animals through the establishment of a comprehensive system of integrated protected areas within the classification of national.
1995	RA 7942: Philippine Mining Act	In compliance with the PEISS, the EIA System specifically covers - Sites of Archaeological, Historical or Scientific Interest - with reference to RA 10066 "National Cultural Heritage Act". With respect to ancestral domains, mining activities shall not be allowed without the consent from the ICCs. NGOs are encouraged and allowed to participate to ensure contractors have all the requirements.
1997	Republic Act 8371: Indigenous Peoples Rights Act (IPRA)	This is a national law that safeguards and recognizes the rights of ICCs/IPs through the respect of their culture and traditional systems and ancestral domains. The defacing, removing or simply destroying of artifacts which are of great importance to the IPs is deemed unlawful as this should be for the preservation of their cultural heritage.
1998	Republic Act 8492: National Museum Act of 1998	It establishes the National Museum as an academic, cultural and scientific institution responsible for collecting, studying, preserving, maintaining, administering and exhibiting to the public the cultural materials, objects of art, archaeological artifacts, ecofacts, relics and other materials representing the cultural and natural heritage of the Filipino nation, as well as those of foreign origin.
2001	Republic Act No. 9147: The Conservation and Protection of Wildlife Resources and their Habitats Act of 2001	Allows the collection of wildlife by IPs for traditional use and not primarily for trade.
2007	Republic Act 9470: National Archives of	Established the National Archives of the Philippines that archives will be stored, preserved, conserved and made available to the public. It is mandated to collect, store,

Year	Law/Regulation	Features
	the Philippines Act of 2007	preserve and make available archival records of the Government and other primary sources pertaining to the history and development of the country and tasked to formulate and implement the records schedule and vital records protection programs for the government.
2009	Republic Act: 10086: Strengthening Peoples' Nationalism through Philippine History Act	<p>The national government shall conserve, promote and popularize the nation's historical and cultural heritage and resources through any means.</p> <p>The NHCP is the primary government agency responsible for history and has the authority to determine all factual matters relating to official Philippine history.</p>
2009	Republic Act: 10066: National Cultural Heritage Act of 2009	Provisions for the conservation and protection of the national cultural heritage, strengthening the National Commission for Culture and the Arts (NCCA) and its affiliated cultural agencies. The country's cultural properties are for conservation, documentation and preservation. Provisions also state the protection of the cultural and historical integrity of a cultural heritage zone. Any cultural or historical property is discovered, all activities shall be suspended by the National Historical Institute and notify the local government unit that has jurisdiction of where the discovery was made. It also stipulates the measures the concerned LGU shall undertake. Incentives for people who discover and report unknown archaeological sites will be provided with incentives.
2017	Republic Act No. 10924: General Appropriations Act 2017	Programs, activities and projects of agencies stated in National Cultural Heritage Act of 2009 with the National Commission for Culture and the Arts to ensure that their respective responsibilities under R.A. No. 10066 are implemented. Provisions on protection of built heritage, cultural properties and cultural landscapes, and alteration, renovation or demolition of heritage buildings and open spaces.
2019	Republic Act No. 11333: National Museum of the Philippines Act	The National Museum shall be the primary institution of the State for the management and development of museums and collections of national scope or significance in the areas of arts, cultural heritage and natural history, for purposes of protecting, preserving, studying and promoting the national patrimony for the benefit of current and future generations, supporting education and social progress, and contributing to economic development through tourism and educational, scientific, cultural and leisure services and industries. It shall be a permanent institution in the service of the entire national community and its development, accessible to the public, and not intended for profit.
ESS4: Indigenous Peoples		
1987	The 1987 Philippine Constitution	The State recognizes, promotes, protect, and respect the rights of indigenous cultural communities within the framework of national unity and development

Year	Law/Regulation	Features
1975	Presidential Decree 705: Revised Forestry Code of the Philippines	Tribes are entitled to rights of ownership and possession existing at the time a license is granted under this Code. Possession include places of abode and worship, burial grounds, and old clearings, but excludes production forest inclusive of logged-over areas, commercial forests and established plantations of forest trees and trees of economic value.
1976	Presidential Decree No. 1067	A Decree Instituting A Water Code, Thereby Revising and Consolidating the Laws Governing the Ownership, Appropriation, Utilization, Exploitation, Development, Conservation and Protection of Water Resources; Owners of land where the water is found may use the same for domestic purposes without securing a permit, provided that such use shall be registered, when required by the Council. The Council, however, may regulate such use when there is wastage, or in times of emergency.
1977	Presidential Decree 1083: Code of Muslim Personal Laws of the Philippines	Muslim law shall be recognized by the State during formulation and implementation of state policies.
1977	Presidential Decree 1151: Philippine Environmental Policy	The Government with concerned private organizations and entities shall use all practicable means, consistent with other essential considerations of national policy, in promoting the general welfare of the nation without compromising the environment and its current and future citizens.
1978	Presidential Decree 1586, or the Philippine Environmental Impact Statement System (1978)	Under the Philippine EIS System in 1978, environmentally critical projects (ECPs) and projects within environmentally critical areas (ECAs) need an Environmental Impact Statement (EIS). IP areas are considered as ECAs.
1988	Republic Act 6657 of 1988: Comprehensive Agrarian Reform Law (CARL)	States that the rights of the IP to their ancestral domain/land must prevail over that of the farmer. Leasing of undeveloped lands on the public domain to qualified entities for the development of capital-intensive farms and traditional and pioneering crops, especially those for export, prior rights of IPs to their ancestral lands shall likewise be respected (Section 2, par. 12). The preeminence of lands that have come under the operation of the Torrens System of titling as against ancestral domains/lands so in case of conflict between ancestral domains/lands and Torrens titles, CARL will settle in favor of the titled lands
1991	Republic Act 7160: The Local Government Code of 1991	IPs may establish tribal barangays as similarly recognized by the IPRA in barangays where majority of the inhabitants are members of indigenous cultural communities, local systems of settling disputes through their councils of datu or elders shall be acknowledged without prejudice to the applicable provisions of this Code. The customs and traditions of ICCs shall be applied in settling disputes between members of the cultural communities.

Year	Law/Regulation	Features
1992	Republic Act No. 7610 of 1992: An Act Providing for Stronger Deterrence and Special Protection Against Child Abuse, Exploitation and Discrimination, And For Other Purposes	Situations that gravely threaten or endanger the survival and normal development of children" include being a member of an indigenous cultural community and/or living under conditions of extreme poverty or in an area which is under developed and/or lacks or has inadequate access to basic services needed for a good quality of life therefore this act addresses these concerns. Article IX discusses the protection, survival and development of children based on their respective customs and traditions.
1995	Republic Act 7942: The Philippine Mining Act of 1995	Requires IPs' free and prior informed consent for proposed mining projects in IP areas.
1997	Republic Act 8293: Intellectual Property Code of the Philippines	intellectual and industrial properties shall protect and secure the exclusive rights of scientists, inventors, artists and other gifted citizens to their intellectual property and creations.
1997	Republic Act 8371: Indigenous Peoples Rights Act (IPRA)	The national law that safeguards and recognizes the rights of ICCs/IPs with the respect of their culture and traditional systems and ancestral domains. It also states the creation of the National Commission on Indigenous Peoples wherein it shall be a government agency responsible for establishing implementing mechanisms, appropriating funds therefor, and for other purposes.
2001	Republic Act 9147: The Conservation and Protection of Wildlife Resources and their Habitats Act	IPs collection of wildlife is permitted as long as it is for traditional use and not for trade.
2010	Republic Act No. 10121: Philippine Disaster Risk Reduction and Management Act	State shall ensure that disaster risk reduction and climate change measures are gender responsive, sensitive to indigenous knowledge systems, and respectful of human rights.
2010	Republic Act 9710: Magna Carta of Women (2010)	The State shall observe international standards for the protection of the civil population in circumstances of emergency and armed conflict. Women will not be forced, especially indigenous people, to abandon their lands, territories, and means of subsistence, or relocate them in special centers for military purposes under any discriminatory condition as well as ensuring decent work standards even on the respect of cultural practices of indigenous peoples in the workplace.
2018	Republic Act No. 11038: Expanded National Integrated Protected Areas System Act	The Expanded NIPAS (ENIPAS) covers the acknowledgement of territories and areas occupied and conserved by ICCs/IPs specifically on ancestral domains and customary rights
2018	Republic Act No 11054: Organic Law for the Bangsamoro Autonomous Region in Muslim Mindanao	With the passing of the Bangsamoro Organic Law, the government established the Bangsamoro Transition Commission (BTC) that would of Commissioners which includes representatives from the Indigenous People's Community,
ESS5: Labor and Working Conditions		

Year	Law/Regulation	Features
1987	The 1987 Philippine Constitution	The State supports labor as a primary social economic force so it shall protect the rights of workers and promote their welfare. It shall also regulate the relations between workers and employers, recognizing the right of labor to its just share in the fruits of production and the right of enterprises to reasonable returns on investments, and to expansion and growth.
1949	Republic Act No. 386: Civil Code	Subjects employers to pay compensation for the death and/or injuries, and illness of laborers, workmen, mechanics, and other employees even if accidental or any death during the course of being employed. Compensation will be equitably reduced depending on the accountable party.
1974	Presidential Decree No. 442, as amended: Labor Code of the Philippines	This is the main employment statutes and regulations in the Philippines.
1988	Republic Act 6727: Wage Rationalization Act of 1988	Establishes the National Wages and Productivity Commission with the Regional Tripartite Wages and Productivity boards to fix minimum wages in the country.
1992	Republic Act 7277: Magna Carta for Persons with Disability	People with disabilities that are qualified shall be subject to the same terms and conditions of employment as with an able-bodied person.
1995	Republic Act No. 7877: Anti-Sexual Harassment Act	Provisions that any sexual harassment in the workplace is prohibited
1995	Republic Act 8042: Migrant Workers and Overseas Filipinos Act of 1995	The national government shall ensure the rights of Filipino migrant workers in other countries.
1997	Republic Act No. 8371: Indigenous Peoples' Rights Act	Discrimination against IPs with respect to employment and recruitment is prohibited as stated in the law.
1997	Republic Act No. 8293: Intellectual Property Code	Patent rights for inventions made by employees as a result of "performance of his regularly assigned duties" shall be under the employer unless there is an agreement opposing the latter.
2000	Republic Act 8972: Solo Parents' Welfare Act	Prohibits employers from discriminating solo parent employees on terms conditions of employment.
2003	Republic Act No. 9231: Special Protection of Children Against Child Abuse, Exploitation and Discrimination Act of 2003	Protects children against child abuse, exploitation, and discrimination including child labor
2010	Republic Act No. 9710: Magna Carta of Women	Prohibits any discrimination against women and imposes liabilities on any person responsible for such discrimination

Year	Law/Regulation	Features
2012	Republic Act 10173: Data Privacy Act of 2012	Protects employees on the processing of their personal information unless given the permission by the employees.
2013	Republic Act No. 10361: Domestic Workers Act	Protects the welfare of any domestic workers
2016	Republic Act No. 10869: JobStart Philippines Act	Shortens youth's school to work transition through the enhancement of skills and knowledge acquired in formal education or technical training by jobseekers.
2016	Republic Act 10911: Anti-Age Discrimination in Employment Act	Prohibits any discrimination in relation to age.
2018	Republic Act No. 11166: Philippine HIV and AIDS Policy Act	Prohibit employers rejecting, terminating, and implementing discriminatory policies on individuals on the basis of actual and perceived HIV status.
2018	Republic Act No. 11036: Mental Health Act	Employers are subjected to develop policies and programs on mental health the workplace to raise awareness on mental health issues, remove stigma around mental health condition, and identify and provide support for employees at risk and facilitate access to treatment and support
2018	Republic Act No. 11058 titled 'An Act Strengthening Compliance with Occupational Safety and Health Standards and Providing Penalties for Violations Thereof	Enforces the application of the provisions under the Occupational Safety and Health Standards (OSH Standards) of DOLE.
2022	Republic Act (RA) 11861 or the Expanded Solo Parent's Act	The Act covers solo parents who exercise sole parental care and support of the child or children, whereby the occasional assistance and/or gifts from the co-parent that do not meet the legal requirement for support under the Family Code, will not remove the solo parent from the Act's scope.
2018	Republic Act 11199: Social Security Act of 2018	Provides provisions on retirements benefits, death and funeral benefits, sickness benefit, permanent disability benefit, maternity leave benefits, and loans under the Social Security System (SSS), unemployment insurance or involuntary separation benefits.
2019	Republic Act No. 11210: Expanded Maternity Leave Law	Ensures maternity leave benefits to female workers. This law is over and above the Paternity Leave Act (Republic Act No. 8187. For cases due to miscarriage and emergency termination, the female employees shall be allowed to 60 days of maternity leave with full pay.
ESS6: Community Health and Safety		
1987	The 1987 Philippine Constitution	The State shall protect and advance the right of the people to a balanced and healthful ecology in accord with the rhythm and harmony of nature.
1977	Presidential Decree No. 1096 (National Building Code of the	The State shall safeguard life, health, property, and public welfare, consistent with the principles of sound environmental management and control.

Year	Law/Regulation	Features
	Philippines, February 1977	
1977	Presidential Decree. No. 1151, Philippine Environmental Policy of 1977	It regulates nuisances (anything that injures health, endangers life, offends the 5 senses, or produces discomfort to the community), and events or activities concerning dead persons, their funeral, and remains
1978	Presidential Decree 1586 Philippine EIS System	The PEISS requires all projects to undergo EIA studies and reviews if it has potential significant environmental impacts were categorized either as environmentally critical or located in environmentally critical areas. Mitigating actions should follow.
1990	Republic Act 6969: Toxic Substances and Hazardous and Nuclear Waste Control Act of 1990	Importation, manufacturing, processing, sale, distribution, use, and disposal of substances that pose an unreasonable risk and/or injury to the health of the people and the environment are prohibited under this Act.
1991	Republic Act 7076: People's Small-scale Mining Act of 1991	Small-scale mines shall comply to the provisions in this act, including safety rules and regulations
2013	Republic Act 10606: National Health Insurance Act of 2013	mandatory health care and ensures coverage of the marginalized by prioritizing health care needs of the underprivileged, sick, elderly, persons with disabilities (PWDs), women and children and provide free health care services to indigents.
2018	Republic Act 11058: Occupational Safety and Health (OSH) Law of 2018	Enforces the application of the provisions under the Occupational Safety and Health Standards (OSH Standards) of DOLE.
2018	RA 11223 or the Universal Health Care Act	Mandates the institutionalization of health technology assessment (HTA) as a fair and transparent priority setting mechanism that shall be recommendatory to the DOH and PhilHealth for the development of policies and programs, regulation, and the determination of a range of entitlements such as drugs, medicines, pharmaceutical products, other devices, procedures and services.
ESS7: Physical and Economic Resettlement		
1987	The 1987 Philippine Constitution	No person shall be deprived of life, liberty, or property without due process of law, nor shall any person be denied the qual protection of the laws. Private property shall not be taken for public use without just compensation. The state shall protect the rights of ICCs to their ancestral lands. Urban or rural poor dwellers shall not be evicted nor their dwellings demolished, except in accordance with law and in a just and humane manner.
1936	Commonwealth Act 141- Public Lands Act of 1936	Has provisions on the modes of acquisition the government can go through depending on the landowner's patent
1949	Republic Act 386: Civil Code of the Philippines of 1949	Stipulates methods for acquiring and extinguishing easements or bondages. Civil Code is related to ROW acquisition when the national government can require easements due to new public infrastructure. It can impose restrictions to owners (i.e. the servient estate)

Year	Law/Regulation	Features
		on land use, as the owner is required to allow perpetual use of portions of his/her land for public purpose.
1971	Republic Act 6389: Code of Agrarian Reforms of the Philippines of 1971	Entitled to disturbance compensation equivalent to five times the average gross harvests on his/her landholding during the last five preceding calendar years
1977	Presidential Decree No. 1096	National Building Code of the Philippines, February 1977; to safeguard life, health, property, and public welfare, consistent with the principles of sound environmental management and control. To this end, in addition, the Decree aims to provide for all buildings and structures, a framework of minimum standards and requirements to regulate and control their location, site, design, and quality of materials, construction, use, occupancy, and maintenance.
1985	Executive Order 1035	Procedures and Guidelines for the Expeditious Acquisition by the Government of Private Real Properties or Rights thereon for Infrastructure and Other Government Development Projects. June 1985; provides the procedures and guidelines for expeditious acquisition by the government of private real properties or rights thereon for infrastructure and other government development projects.
1992	Republic Act 7279: Urban Development and Housing Act of 1992	The Urban Development and Housing Act mandates the provision of a resettlement site, basic services and safeguards for the homeless and underprivileged citizens.
1992	Republic Act 7277: Magna Carta for Persons with Disability of 1992	grants persons with disability(PWDs) the rights and privileges to rehabilitation, self-development, and self-reliance
2010	Republic Act 9994: Expanded Senior Citizens Act of 2010	The Act grants additional benefits and privileges to senior citizens to maximize the contribution of senior citizens for nation-building
2016	Republic Act 10752: The Right-of-Way Act of 2016	Facilitates the acquisition of Right-Of-Way site or location for national government infrastructure projects which states that the private property shall not be taken for public use without just compensation. It ensures that all persons whose real property is affected by national government infrastructure projects are promptly paid just compensation for the speedy acquisition of the required right-of-way (ROW).
2019	Republic Act 11201: Department of Human Settlements and Urban Development Act of 2019	Specifies the creation of the Department of Human Settlements and Urban Development (DHSUD) with the intention of consolidating the Housing and Urban Development Coordinating Council (HUDCC) and the HLURB. The DHSUD is the sole and main planning and policymaking, regulatory, program coordination, and performance monitoring entity for all housing, human settlement, and urban development concerns, primarily focusing on the access to and the affordability of basic human needs
ESS8: Financial Intermediaries and Direct Investments		

Year	Law/Regulation	Features
1987	The 1987 Philippine Constitution	The State shall protect and advance the right of the people to a balanced and healthful ecology in accord with the rhythm and harmony of nature.
1978	Presidential Decree 1586 Philippine EIS System	The PEISS requires all projects to undergo EIA studies and reviews if it has potential significant environmental impacts were categorized either as environmentally critical or located in environmentally critical areas.
1998	Republic Act 8556: Financing Company Act of 1998	Provides various criteria, process, and requirements for establishing a financing company in the country
2009	Republic Act 9679: Home Development Mutual Fund Law of 2009	The Pag-IBIG Fund is a mutual provident savings system, intended for shelter financing among its members.
ESS9: Climate Change		
1987	The 1987 Philippine Constitution	The State shall adopt a principle of protecting the climate system in the country for the benefit of its people on the basis of climate justice or common but differentiated duties and the Precautionary Principle to guide decision-making in climate risk management
1999	Republic Act 8749: Philippine Clean Air Act Of 1999	This act establishes a national program to manage air pollution focusing on pollution prevention.
2004	Republic Act 9003: Philippine Ecological Solid Waste Management Act of 2000	Provides the legal framework for the country's systematic, comprehensive, and ecological solid waste management program that shall guarantee protection of public health and the environment.
2004	Republic Act 9281: Amending Republic Act No. 8435 on Agriculture and Fisheries Modernization of 2004	This act aims to transform the fishing sector into a technology-based based industry from a resource-based one. As amended, all enterprises engaging in agriculture and fisheries on the import of all types of agricultural and fisheries inputs, equipment's, and funds to supports the modernization are entitled to tax incentives.
2004	Republic Act 9275: Philippine Clean Water Act of 2004	The law aims to protect the country's water bodies from land-based pollution sources (industries and commercial establishments, agriculture, and community/household activities). It provides for a comprehensive and integrated strategy to prevent and minimize pollution through a multi-sectoral and participatory approach involving all the stakeholders. Anyone discharging wastewater into a water body will have to pay a wastewater charge. This economic instrument will encourage investments in cleaner production and pollution control technologies to reduce the amount of pollutants generated and discharged.
2008	Republic Act 9513: The Renewable Energy Act of 2008	Set-ups the framework for the development acceleration and advancement of renewable energy resources and development of a strategic program for the increase of its utilization
2008	Republic Act 9512: Environmental Awareness and Education Act of 2008	Environmental education on environmental awareness covering the integration of such in the school curricula at all levels, be it public or private, including day care, preschool, non-formal, technical, vocational, indigenous

Year	Law/Regulation	Features
		learning, and out-of-school youth courses or programs. It also declares November as the Environmental Awareness Month in the Philippines.
2010	Republic Act 10121: Philippine Disaster and Risk Reduction Management Act of 2010	State shall ensure that disaster risk reduction and climate change measures are gender responsive, sensitive to indigenous knowledge systems, and respectful of human rights.
2012	Republic Act 9729: Climate Change Act of 2009 as amended by People's Survival Fund (RA 10174 of 2012).	Contains provisions of integrating disaster risk reduction measures into climate change development, plans, and poverty reduction programs.
2014	Executive Order No. 174	Institutionalizing the Philippine Greenhouse Gas Inventory Management and Reporting System. The PGHGIMRS aims to establish the GHG inventory management and reporting system in some government agencies.
2010	Executive Order No. 881	<p>Authorizing the Climate Change Commission to Coordinate Existing Climate Change Initiatives, Reducing Emissions from Deforestation and Forest Degradation – Plus, and other Similar Mechanisms</p> <p>The CCC shall include in its scope of work the coordination of plans in relation to Reducing Emissions from Deforestation and Forest Degradation (REDD+) and other similar mechanisms</p>
2009	Executive Order No. 785	Mandating the Presidential Task Force on Climate Change to Develop the National Climate Change Framework, Directing the Task Group on Information to Develop and Coordinate a National Information, Education and Communications Program, and Directing the Presidential Adviser on Climate Change to Review Government Climate Change Programs and Official Development Assistance Projects

Attachment 9. International instruments observed by the Philippines

International Instrument	Details
Convention on Biological Diversity (CBD)	<ul style="list-style-type: none"> Signed 8 October 1993 biodiversity targets were also incorporated into the Philippine Development Plan
Convention on Wetlands of International Importance (RAMSAR)	<ul style="list-style-type: none"> entered into force on 8 November 1994 8 sites designated as Wetlands of International Importance (Ramsar Sites), with a surface area of 247,684 hectares
Cartagena Protocol	<ul style="list-style-type: none"> Ratified 5 October 2006
Nagoya Protocol	<ul style="list-style-type: none"> Acceded 19 September 2015
UNESCO World Heritage Convention	<ul style="list-style-type: none"> National Integrated Protected Areas System or NIPAS Ratified 19 September 1985
Convention for Safeguarding of Intangible Cultural Heritage	<ul style="list-style-type: none"> Ratified 18 August 2006
Kyoto Protocol	<ul style="list-style-type: none"> Signed 15 April 1998 Ratified 20 November 2003 Amended 13 April 2016 Senate Resolution No. 117, s. 2016: Resolution concurring in the acceptance of the Doha Amendment to the Kyoto Protocol
Paris Agreement on Climate Change	<ul style="list-style-type: none"> Signed 22 April 2016
Montreal Protocol on Substances that Deplete the Ozone Layer	<ul style="list-style-type: none"> Signed 14 September 1988 Ratified on 21 March 1993
International Covenant on Civil and Political Rights	<ul style="list-style-type: none"> Entered into force on 23 March 1976
Convention on the Elimination of All Forms of Discrimination against Women (CEDAW)	<ul style="list-style-type: none"> adopted in 1979 Ratified 1981
Convention on the Rights of the Child	<ul style="list-style-type: none"> Signed 26 January 1990 Ratified 21 August 1990
International Convention on the Elimination of All Forms of Racial Discrimination (1999)	<ul style="list-style-type: none"> Signed 1996 Ratified 1967
International Covenant on Economic, Social and Cultural Rights	<ul style="list-style-type: none"> Signed 1966 Ratified 1974
International Convention on the Protection of the Rights of All Migrant Workers and Members of Their Families	<ul style="list-style-type: none"> Signed 1993 Ratified 1995
Convention on the Rights of Persons with Disabilities	<ul style="list-style-type: none"> Signed 25 September 2007 Ratified on 15 April 2008
International Covenant on Civil and Political Rights	<ul style="list-style-type: none"> Signed 1966 Ratified 1986
Promotional Framework for Occupational Safety and Health Convention, 2006 (No. 187)	<ul style="list-style-type: none"> Ratified 17 June 2019
Worst Forms of Child Labour Convention, 1999 (No. 182)	<ul style="list-style-type: none"> Ratified 29 November 2000

International Instrument	Details
Equality of Treatment (Accident Compensation) Convention, 1925 (No. 19)	• Ratified 26 April 1994

Attachment 10. Global SDG Commitments and Status

Source: NEDA. n.d. The Global Goals Philippines. Retrieved from: <https://sdg.neda.gov.ph/>

SDG	TARGET (2030)	UPDATE ¹⁰⁶
No Poverty		
Proportion of population below the international poverty line, by sex, age, employment status, and geographical location (urban rural)	5.4	2.7 (2018)
Proportion of population living below the national poverty line, by sex and age	10.8	18.1 (2021)
Percentage of women (15-19 years old) with live birth in the five years preceding the survey who received antenatal care, delivery assistance, or postnatal care from health personnel for the most recent birth	100	88.03 (2017)
Percentage of all women and currently married women ages 15-49 who have ever used any contraceptive methods	100	61.6 (2017)
Percentage of population the visited a health facility or sought advice or treatment in the 30 days preceding the survey	-	7.6 (2017)
Net Enrolment Rate In kindergarten Indicator Is also found In SDG 4.2.2	100	66.1 (2020)
Net Enrolment Rate In elementary Indicator Is also found In SDG 4.3.s1	100	89.1 (2020)
Net Enrolment Rate In secondary education Indicator Is also found In SDG 4.3.s2	100	65.5 (2020)
Proportion of families with access to improved water supply	100	87.7 (2020)
Proportion of population living in households with access to sanitary facility	100	95.3 (2020)
Proportion of families with owned or owner-like possession of housing units	100	59.8 (2020)
Proportion of families with access to secure tenure	100	96.9 (2020)
Number of deaths, missing persons and directly affected persons attributed to disasters per 100,000 population	0.00	0.89 (2021)
Proportion of local governments that adopt and implement local disaster risk reduction strategies in line with national disaster risk reduction strategies	100	82.84 (2021)
Proportion of national budget for direct poverty reduction program to the national budget	2.9 (baseline)	2.1 (2022)
Zero Hunger		
Proportion of HHs meeting 100 percent recommended energy intake	45.5	19.5 (2019)
Prevalence of stunting among children under 5 years of age	24.9	26.7 (2021)
Prevalence of malnutrition among children under 5 years of age	3.7 (wasting) No increase (overweight)	5.5 (wasting) 3.9 (overweight) (2021)
Prevalence of micronutrient deficiencies (Vitamin A, Iron)	0 (Vitamin A deficient) 0 (anaemic)	4.98 (vitamin A deficient) 15.2 (anaemic) (2019)

¹⁰⁶ based on submissions as of 04 April 2022

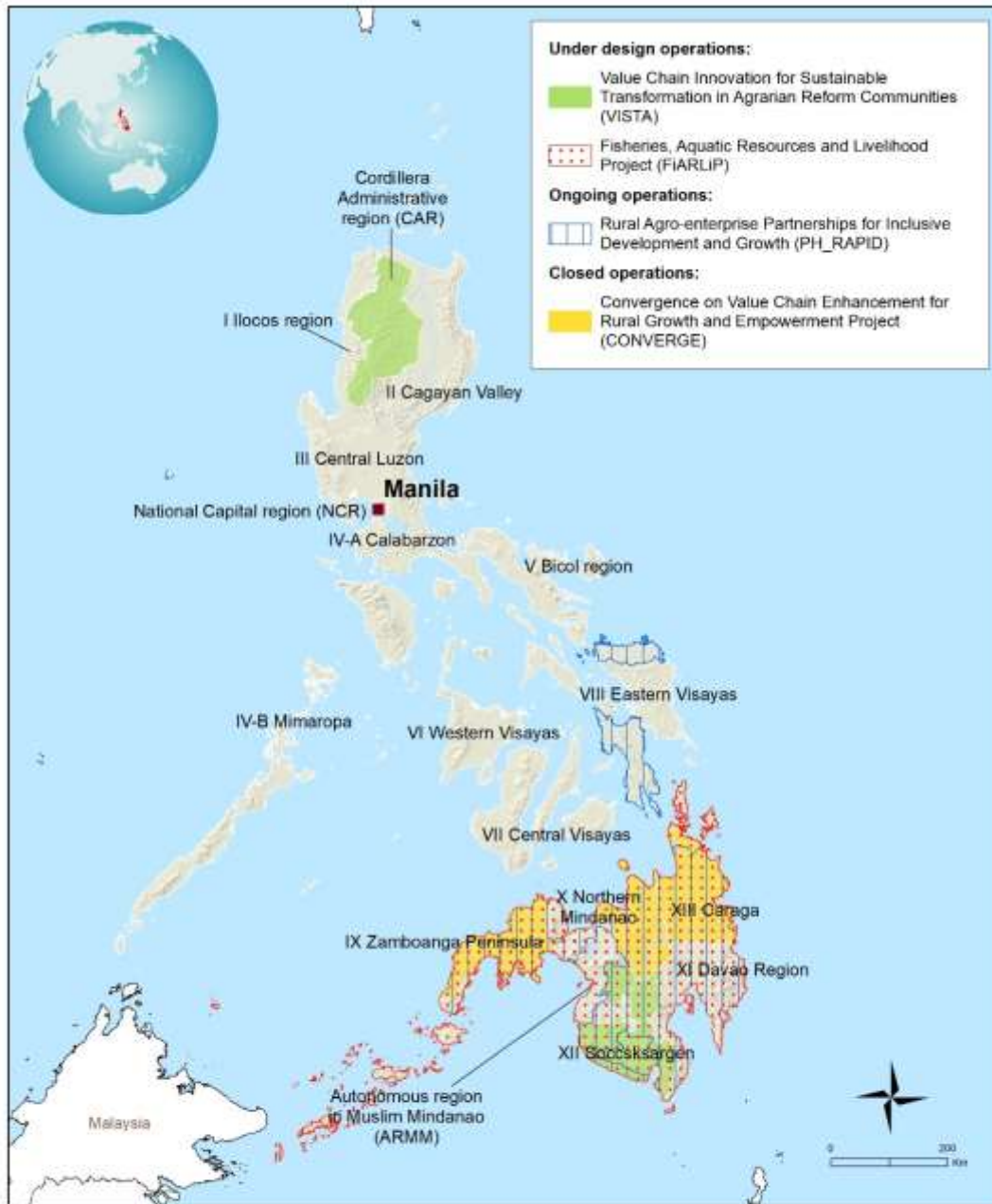
SDG	TARGET (2030)	UPDATE ¹⁰⁶
	mic)	
Prevalence of exclusively breastfed children 0 to 5 months old	100	60.1 (2021)
Good Health and Well-Being		
Proportion of births attended by skilled health professional	100	84.4 (2017)
Proportion of births delivered in a health facility		88.4 (2022)
Under-five mortality rate	20.7	26 (2022)
Neonatal mortality rate	6.5	15 (2022)
Infant mortality rate	9.8	22 (2022)
Number of new HIV infections	0	12,341 (2021)
Tuberculosis incidence per year	0	434 (2016)
Malaria incidence	0	0.05 (2019)
Mortality rate attributed to cardiovascular disease, cancer, diabetes or chronic respiratory disease		4.6 (2020)
Percentage of drug abuse cases or drug users who completed treatment		83.0 (2020)
Harmful use of alcohol, defined according to the national context as alcohol per capita consumption within calendar year in liters of pure alcohol	-	54.5 (2018)
Death rate due to road traffic injuries per 100,000 population	0.1	8.0 (2020)
Proportion of women (married) of reproductive age (15-49) who have their need for family planning satisfied with modern methods	100	59.1 (2022)
Adolescent (15-19 years) birth rate per 1000 women in that age group	30.3	25 (2022)
Contraception Prevalence Rate	100	58.3 (2022)
Number of people covered by health insurance or a public health system per 1000 population	1000	919 (2022)
Percentage of population covered by the social health insurance	100	92.0 (2022)
Out-of-the-pocket health spending as percentage of total health expenditure	43.5	39.9 (2020)
Mortality rate attributed to unintentional poisoning per 100,000 population	0	0.1 (2020)
Age-standardized prevalence of current tobacco use among persons aged 15 years and older	15.3	19.5(2021)
Prevalence of current tobacco use		18.5 (2021)
Proportion of fully immunized children		48.4 (2017)
Percentage of public health facilities properly stocked with selected essential medicines		56 (2020)
Gender Equality		
Whether or not legal frameworks are in place to promote enforce and monitor equality and non-discrimination on the basis of sex	1	1 (2022)
Proportion of ever-partnered women and girls (15 and older) subjected to physical, sexual, or psychological violence by a current or former intimate partner in the previous 12 months	10.6	14.7 (2017)
Proportion of women and girls (15 and older) subjected to sexual violence by persons other than an intimate partner in the previous 12 months, by age and place of occurrence		0.1 (2017)
Number of reported gender-based violence cases (including e-VAW)		25,654 (2021)

SDG	TARGET (2030)	UPDATE ¹⁰⁶
Number of reported abuse cases among women and children		12,543 (among women) 16,966 (among children) (2021)
Number of cases served by DSWD on violence against women and child abuse		1,208 (against women) 1,668 (against children) (2021)
Proportion of women aged (20-24) years who were married or in a union before age 15 and before 18	0 (before 15) 0 (before 18)	2.2 (before 15) 16.5 (before 18) (2017)
Proportion of seats held by women in national parliament and local governments	50 (national) 50 (local)	28.7 (national) 29.1 (local) (2019)
Proportion of women in managerial positions	50	53 (2021)
percent age of firms owned by women	-	-
Number of countries with laws and regulations that guarantee full and equal access to women and men (15-older) to sexual and reproductive health care, information, and education	1	0.5 (2020)
Number of agricultural and residential land free patents issued to women and men		43,261 (2021)
Number of holders of emancipation patents and certificates of land ownership, certificate of ancestral land titles, certificate of ancestral domain titles by sex, stewardship		516,843 (patents) 2,028,791 (certificates of land ownership) (2021)
Number of women beneficiaries with secured land tenure in residential areas		13,147 (2021)
Proportion of countries with systems to track and make public allocations for gender equality and women's empowerment	1	1 (2022)
Responsible Consumption and Production		
Hazardous waste generated per capita and proportion of hazardous waste treated (industries)		0.04 (generated) 2.9 (treated) (2017)
Climate Action		
Number of deaths, missing persons and directly affected persons attributed to disaster per 100,000 population	0 (deaths) 0 (missing) Decreasing (directly affected)	0.89 (deaths) 0.12 (missing) 18,456.8 (increased) (2021)
Number of countries that adopt and implement national disaster risk reduction strategies in line with Sendai Framework for Disaster Risk Reduction 2015-2030	1	1 (2022)
Proportion of local government that adopt and implement local disaster risk reduction strategies in line with national disaster risk reduction strategies	100	82.84 (2021)
Number of countries that have communicated the establishment or operationalization of an integrated policy/strategy/plan which increases their ability to adapt to the adverse Impacts of climate change, and foster	1	1 (2020)

SDG	TARGET (2030)	UPDATE ¹⁰⁶
climate resilience and low greenhouse gas emissions development in a manner that does not threaten food production (including a national communication, biennial update report or other)		
Life Below Water		
Coverage protected areas in relation to marine areas	- (protected areas in relation marine areas) 0.70 (NIPAS and locally managed MPAs)	(protected areas in relation marine areas) 1.42 (NIPAS and locally managed MPAs) (2021)
Life on Land		
Forest area as a proportion of total land area	28.5	24.1 (2020)
Proportion of important sites for terrestrial and freshwater biodiversity that are covered by protected areas		0 (poor ecosystems) 0.0445 (fair ecosystems) 0.7553 (good ecosystems) 0.2001 (excellent ecosystems) (2021)
Forest Coverage Change		330,689 (2015)
Red List Index		0.59 (2019)
Official development assistance and public expenditure on conservation and sustainable use of biodiversity and ecosystems (in million dollars)		2,290.3 (2020)
Official development assistance and public expenditure on conservation and sustainable use of biodiversity and ecosystems (in million dollars)		2,290.3 (2020)

Official source of the data: <https://psa.gov.ph/sdg>

Attachment 11. Country Programme Areas



The designations employed and the presentation of the material in this map do not imply the expression of any opinion whatsoever on the part of IFAD concerning the delimitation of the frontiers or boundaries, or the authorities thereof.

IFAD Map compiled by IFAD | 22-05-2023

Attachment 12. Existing Donor ENRM and CC Initiatives

ORGANIZATION	DESCRIPTION OF PORTFOLIO
ADB	DA - Integrated Natural Resource Management Project (INREMP), Policy-Based Lending: Competitive and Inclusive Agriculture Development
AFoCO	Promotion of Vertical Integration in Wood Processing through People's Organization in Community Based Forest Management Areas in the Philippines
FAO	Paris Agreement in Action: Upscaling Forest and Landscape Restoration to Achieve Nationally Determined Contributions Project, Forest for a Sustainable Future: Educating Children Project
Federal Republic of Germany (BMU)	Ensuring Sustainable Benefits from Peatland through Protection and Wise Use (ESBenePeat), Improved Ecosystem Services and Reduced Vulnerability to Climate Change through Ecosystem-based Management and Application of Ecosystem Values in Two River Basins in the Philippines
GEF	Integrated Approach in the Management of Major Biodiversity Corridors in the Philippines, Implementing the National Framework on Access and Benefit Sharing of Genetic Resources and Associated Traditional Knowledge in the Philippines, Implementing the Strategic Action Program for the South China Sea and Gulf of Thailand, Reducing Pollution and Preserving Environmental Flows in the East Asian Seas through the Implementation of Integrated River Basin Management in ASEAN Countries, Demonstration of BAT and BEP in Open Burning Activities in Response to the Stockholm Convention on POPs, Implementation of PCB Management Programs for Electric Cooperatives and Safe E-Wastes Management, Enhancing Biodiversity, Maintaining Ecosystem Flows, Enhancing Carbon Stocks through Sustainable Management of Forest Resources and the Restoration of Degraded Forestlands, Global Partnership for Improving the Food Cold Chain in the Philippines, GEF Global Opportunities for Long-term Development (GOLD) Mongolia-Philippines: Contribution Towards the Elimination of Mercury in the Artisanal and Small Scale Gold Mining (ASGM) Sector: From Miners to Refiners
GIZ	Sustainable Coastal Protection through Biodiversity Conservation in Coastal Ecosystems affected by Typhoons in the Philippines, Improved Ecosystem Services and Reduced Vulnerability to Climate Change through Ecosystem Value in Two River Basins in the Philippines, Responsible Land Governance in Mindanao Project
JICA	Technical Cooperation Project for Capacity Development on Improving Solid Waste Management through Advanced/ Innovative Technologies in the Philippines, Forestland Management Project
KOICA	Establishment of an Integrated 3D-GIS Based Water Resources Management Information System for the Pampanga River Basin-WRMIS Phase 2
MAFRA	Establishment of Smart Greenhouse and Capacity Building in the Philippines Project
NNEF ¹⁰⁷	Establishing Knowledge on the International Importance of Sibugay Wetlands: A Means to Enhance Wise Use of the Proposed Ramsar Site
UNDP	Biodiversity Finance Initiative Phase 2, Integrated Approach in the Management of Major Biodiversity Corridors in the Philippines, Implementing the National Framework on Access and Benefit Sharing of Genetic Resources and Associated Traditional Knowledge in the

¹⁰⁷ Nagao Natural Environment Foundation

ORGANIZATION	DESCRIPTION OF PORTFOLIO
	Philippines
UN-HABITAT	Healthy Oceans and Clean Cities Initiatives
USAID	FishRight Program, Philippine Sustainable Intervention for Biodiversity, Oceans and Landscape, Safe Water Project, Sustainable Interventions for Biodiversity, Oceans and Landscape
USDA	Intensified Community-Based Dairy Enterprise Development Project
WB	Philippine Rural Development Project (PRDP)

Attachment 13. References

- Alejandro, S. Gonzales, A., Arcilla, R. (1994). African catfish (*Clarias gariepinus*): An environmental concern for SEAFDEC Aquaculture Department. Dossier of Philippine Report to the CBD Secretariat. MIS-318-99.
- Bangko Sentral ng Pilipinas. 2022. National Strategy for Financial Inclusion 2022-2028. Retrieved from: <https://www.bsp.gov.ph/Pages/InclusiveFinance/NSFI-2022-2028.pdf>
- Biodiversity Management Bureau (BMB) Department of Environment and Natural Resources (DENR). (2016). *Philippine Biodiversity Strategy and Action Plan (2015-2028): Bringing Resilience to Filipino Communities*. C. Cabrido (Ed.). Quezon City, Philippines: BMB-DENR, United Nations Development Programme – Global Environment Facility, Foundation for the Philippine Environment.
- Brothers, T., & Spingarn, A. (1992). Forest fragmentation and alien invasion of central Indiana old growth forests. *Conservation Biology*, 6 (1), 91-100.
- Buchhave, H. & Belghith, N. 11 April 2022. Overcoming barriers to women’s work in the Philippines. Retrieved from: <https://blogs.worldbank.org/eastasiapacific/overcoming-barriers-womens-work-philippines>
- Buchhave, H. & Belghith, N. 11 April 2022. Overcoming barriers to women’s work in the Philippines. Retrieved from: <https://blogs.worldbank.org/eastasiapacific/overcoming-barriers-womens-work-philippines>
- Cagauan, A. (2007). Exotic aquatic species: Introduction in the Philippines for aquaculture – A threat to biodiversity or a boon to the economy? *Journal of Environmental Science and Management*, 10 (1), 48-62.
- Camacho, Leni D., Dixon T. Gevaña, Lorena L. Sabino, Clarissa D. Ruzol, Josephine E. Garcia, April Charmaine D. Camacho, Thaung Naing Oo, Aye Chan Maung, K. G. Saxena, Luohui Liang, Evonne Yiu, and Kazuhiko Takeuchi. 2020. Sustainable Mangrove Rehabilitation: Lessons and Insights from Community-based management in the Philippines and Myanmar. *APN Science Bulletin*. <https://www.apn-gcr.org/bulletin/article/sustainable-mangrove-rehabilitation-lessons-and-insights-from-community-based-management-in-the-philippines-and-myanmar/>
- Casal, C., Luna, S., Froese, R., Bailly, N., Atanacio, R., & Agbayani, E. (2007). Alien fish species in the Philippines: Pathways, biological characteristics, establishment and invasiveness. *Journal of Environmental Science and Management*, 10 (1), 1-9.
- Castillo, E., Siapno, F., Mojica, C., delos Reyes, M., Brevia, R., & Rueda, L. (2003). Vegetation characterization of some important grasslands and pasturelands in the Philippines. Unpublished Terminal Research Report. Los Baños: ERDB-DENR.
- Catibog-Sinha, C. S., & Heaney, L. (2006). *Philippine biodiversity: Principles and practice*. Manila: Haribon Foundation, Inc.
- Climate Risk Country Profile: Philippines (2021): The World Bank Group and the Asian Development Bank.
- Convention on Biological Diversity. n.d. "Convention on Biological Diversity." Convention on Biological Diversity Website. Accessed June 19, 2016. <https://www.cbd.int/>
- CSIRO (2013). Safeguarding Australia. Retrieved from <http://www.csiro.au/en/Outcomes/Safeguarding-Australia/Biosecurity-Invasive-Species.aspx>

Davies, J. (1997). Diversity and endemism in Philippine inland waters: Implications for conservation and management. *Sylvatrop: The Technical Journal of Philippine Ecosystems and Natural Resources*, 7, 55-70.

DENR BMB PBSAP 2015-2028

DENR FMB in PSA 2022. Compendium on Phil. Environment Statistics 2010-2019

Department of Environment and Natural Resources-Biodiversity Management Bureau (DENR-BMB). (2016). *The National Invasive Species Strategy and Action Plan 2016-2026 (Philippines)*. Quezon City: Department of Environment Biodiversity Management Bureau and Natural Resources. pp. i-xix, 1-97.

Department of Environment and Natural Resources-Biodiversity Management Bureau. 2019. *6th National Report to the United Nations Convention on Biological Diversity: Tracking Progress in Implementing the Philippine Biodiversity Strategy and Action Plan 2015-2028*. Department of Environment and Natural Resources, Quezon City, Metro Manila.

Diesmos, A.C., Diesmos, M.L., & Brown, R.M. (2006). Status and distribution of alien invasive frogs in the Philippines. *Journal of Environmental Science and Management*, 9 (2), 66-79, 41-53.

Dukes, J., & Mooney, H. (1999). Does global change increase the success of biological invaders? *Trends in Ecology and Evolution*, 14 (4), 135-139.

Employment Situation in July 2021. <https://psa.gov.ph/content/employment-situation-july-2021>

Florece, L. (2001). Status of the effects of an alien invasive species in grasslands. *Proceedings of the Seminar-workshop on biodiversity and management of alien invasive species in the Philippines*. Quezon City: Protected Areas and Wildlife Bureau and ASEAN Regional Center for Biodiversity Conservation.

Food and Nutrition Research Institute (FNRI)-Department of Science and Technology (DOST). 2019. *Expanded National Nutrition Survey: 2019 Results Nutritional Status of Filipino Preschool Children*. Retrieved from: https://r.search.yahoo.com/_ylt=Awr48Pj7xkxjGcYttoVXNyoA; ylu=Y29sbwNncTEEcG9zAzEEdnRpZAMEc2VjA3Ny/RV=2/RE=1666004859/RO=10/RU=http_percent_3a_percent_2f_percent_2fenutrition.fnri.dost.gov.ph_percent_2fsite_percent_2fuploads_percent_2f2019_percent_2520ENNS_percent_2520Results_percent_2520Dissemination_percent_2520Nutritional_percent_2520Status_percent_2520and_percent_2520Feeding_percent_2520_percent_2520Practices_percent_2520of_percent_2520Children_percent_2520Under_percent_25202.pdf/RK=2/RS=mAzzgZsP6pVM8uvXxjjDcDrlezI-

Gevaña, Camacho, & Pulhin, 2018 cited by Camacho et al. 2020

Guerrero, R. III. (2006). Aquatic invasive alien species in the Philippines: Their status, impacts and management. *Proceedings Conference-Workshop on invasive alien species in the Philippines and their impacts on biodiversity: Status, challenges and directions*. 26-28 July 2006. Marikina City, Philippines.

Guerrero, R.D. III. (2002). Their impacts and management: Invasive aquatic animals in the Philippines. *ASEAN Biodiversity Special Report October-December* pp.13-15.

Guerrero, Rafael D. III. *Philippine Lakes: Status And Strategies For Sustainable Development*. *Trans. NaII. Acad. Sci. Tech. Philippines 2 J*: 278-286 (1999). /SSN 0 J /5-8848

Heaney, L. & Regalado, J. (1998). *Vanishing treasures of the Philippine rain forest*. Chicago: University of Chicago Press.

<https://ncip.gov.ph/republic-act-8371/>

https://psa.gov.ph/sites/default/files/_percent_28ons-cleared_percent_29_FO_percent_207_Employment_percent_20and_percent_20Wages_percent_20ao_percent_20ONS-21122021_ONSF-signed.pdf

<https://www.cbd.int/countries/profile/?country=ph>

<https://www.da.gov.ph/facing-the-big-challenges-in-philippine-agriculture/>

<https://www.iwgia.org/en/philippines.html>

<https://www.pna.gov.ph/articles/1158104>

Hubilla, M., & Primavera, F. (2007). Janitor fish *Pterygoplichthys disjunctivus* in the Agusan March: A threat to freshwater biodiversity. *Journal of Environmental Science and Management*, 10 (1), 10-23.

International Labour Organization. N.d. ILO in Indigenous and Tribal Peoples in the Philippines. Retrieved from: https://www.ilo.org/manila/areasofwork/WCMS_402361/lang--en/index.htm

<http://www.iucn-issg.org/database/species/search.asp> ISSG-GISD (2013). *Global Invasive Species Database* <http://www.issg.org/database/species/search.asp?st=sss&sn=&rn=Philippines&ri=18899&hci=-1&ei=-1&fr=1&sts=&lang=EN> IUCN-Invasive Species Specialist Group (IUCN-ISSG), (2012). *Island biodiversity and invasive species database -IBIS version 2012.1*. Retrieved from <http://ibis.fos.auckland.ac.nz>

Investing in Women-Smart Economics. 2021 October. The Impact of the COVID-19 Pandemic on Gender Norms in Indonesia, the Philippines, and Vietnam. Retrieved from: <https://investinginwomen.asia/wp-content/uploads/2022/03/The-impact-of-COVID-19-on-gender-norms-Final.pdf>

IWGIA. n.d. Indigenous People in the Philippines. Retrieved from: <https://www.iwgia.org/en/philippines.html>

Juliano, R., Guerrero. R. III, & Ronquillo, I. (1989). The introduction of exotic aquatic species in the Philippines. *Dossier of Philippine Report to the CBD Secretariat, MIS-3*; 18- 99 October 1999. (Reprinted from de Silva SS, ed. *Exotic Aquatic Organisms in Asia*. *Asian Fish. Soc.*3: 154.

[Laguna Lake Development Authority \(LLDA\). \(2005\). Proliferation of janitor fish in Laguna de Bay. Retrieved from http://www.ilda.gov.ph/janitor_fish_facts.htm](http://www.ilda.gov.ph/janitor_fish_facts.htm)

Madayag, William & Estanislao, Hajime. (2021). *Sector Study on Philippine Agriculture*.

Mbuya, Nkosinathi V.N.; Demombynes, Gabriel; Piza, Sharon Faye A.; Adona, Ann Jillian V. 2021. *Undernutrition in the Philippines: Scale, Scope, and Opportunities for Nutrition Policy and Programming*. *International Development in Focus*. Washington, DC: World Bank. © World Bank. <https://openknowledge.worldbank.org/handle/10986/35530> License: CC BY 3.0 IGO

McKay, D. (2006). Rethinking indigenous place: Igorot identity and locality in the Philippines. *The Australian Journal of Anthropology*, 17(3), 291-306.

Molintas, J. M. (2004). The Philippine indigenous peoples' struggle for land and life: challenging legal texts. *Ariz. J. Int'l & Comp. L.*, 21, 269.

Morton, B., & Blackmore, G. (2001). *South China Sea. Marine Pollution Bulletin*, 42 (12), 1236-1263.

NAMRIA in PSA 2022. *Compendium on Phil. Environment Statistics 2010-2019*

National Climate Change Action Plan 2011-2028. DENR

- National Water Quality Status Report 2001-2005. EMB-DENR
- National Youth Commission. 2021. 2021 Youth Statistics Update. Retrieved from: <https://nyc.gov.ph/2021-youth-statistics-update/>
- Naylor, R. (1996). Invasions in agriculture: Assessing the cost of the golden apple snail in Asia. *Ambio*, 25 (7), 443-448.
- NCIP in Indigenous Peoples and the Sustainable Development Goals. Tebtebba. 2019.
- NEDA Secretary Arsenio M. Balisacan. 9 August 2022. Statement of The National Economic and Development Authority on the Philippine Economic Performance for the Second Quarter Of 2022. Retrieved from: <https://neda.gov.ph/statement-of-neda-secretary-arsenio-m-balisacan-on-the-philippine-economic-performance-for-the-second-quarter-of-2022/>
- Mbuya, Nkosinathi V. N., Gabriel Demombynes, Sharon Faye A. Piza, and Ann Jillian V. Adona. (2021) *Undernutrition in the Philippines: Scale, Scope, and Opportunities for Nutrition Policy and Programming*. International Development in Focus. Washington, DC: World Bank. doi:10.1596/978-1-4648-1701-4. License: Creative Commons Attribution CC BY 3.0 IGO
- [Nghiem, L. T. P., Soliman, T., Yeo, D.C.J., Tan, H.T.W., Evans, T.A., et al. \(2013\). Economic and environmental impacts of harmful nonindigenous species in Southeast Asia. PLoS ONE 8 \(8\): e71255. Retrieved from www.plosone.org](https://doi.org/10.1371/journal.pone.0212555)
- OECD. 2017, "The agricultural policy context in the Philippines", in *Agricultural Policies in the Philippines* (OECD Food and Agricultural Reviews), OECD, doi:10.1787/24114278.
- PAGASA, 2018. Observed Climate Trends and Projected Climate Change in the Philippines. Philippines Atmospheric Geophysical and Astronomical Services Administration, Quezon City, Philippines, 36 pp.
- Philippine Statistics Authority. 2021. Preliminary 2021 Full Year Poverty Statistics of the Philippines. Retrieved from: [https://psa.gov.ph/sites/default/files/Preliminary percent 202021 percent 20Full percent 20Year percent 20Poverty percent 20Statistics percent 20Publication 25Aug2022 1.pdf](https://psa.gov.ph/sites/default/files/Preliminary%20percent%202021%20percent%20Full%20percent%20Year%20percent%20Poverty%20percent%20Statistics%20percent%20Publication%2025Aug2022%201.pdf)
- Philippine Statistics Authority. 6 October 2022. Employment Rate in August 2022 is Estimated at 94.7 percent . Retrieved from: [https://psa.gov.ph/content/employment-rate-august-2022-estimated-947- percent](https://psa.gov.ph/content/employment-rate-august-2022-estimated-947-percent)
- Pimentel, D., McNair, S., Janecka, S., Wightman, J., Simmonds, C., et al. (2001). Economic and environmental threats of alien plant, animal and microbe invasions. *Agriculture, Ecosystems and Environment*, 84, 1-20.
- PSA 2022. Compendium on Phil. Environment Statistics 2010-2019
- Reyes, C. M., Albert, J. R. G., Tabuga, A. D., Arboneda, A. A., Vizmanos, J. F. V., & Cabaero, C. C. (2019). The Philippines' voluntary national review on the sustainable development goals.
- Rocha, Zarine L.; Aspinall, Peter J. (2020). The Palgrave International Handbook of Mixed Racial and Ethnic Classification || . , 10.1007/978-3-030-22874-3(), -. doi:10.1007/978-3-030-22874-3
- Roldan, M. D. G. Z. (2018). Towards Attaining the Sustainable Development Goals: The Philippines and the 2030 Agenda. In *DLSU Research Congress 2018*.
- U.S. Environmental Protection Agency (EPA). (2008) Effects of climate change for aquatic invasive species and implications for management and research. National Center for Environmental Assessment, Washington, DC; EPA/600/R-08/014. Available from the National Technical Information Service, Springfield, V.A. Retrieved from <http://www.epa.gov/ncea>

- UNDP-GEF. 2015. Implementing an integrated "Ridge to Reef" approach to enhance ecosystem services, to conserve globally important biodiversity and to sustain local livelihoods in the FSM. Project Document R2R 5517 [FSM Ridge to Reef Project].
- UNFPA. n.d. Young People-Philippines. Retrieved from: <https://philippines.unfpa.org/en/node/15309>
- United Nations Population Fund Philippines. Gender & Inclusion Assessment (GIA) of the Impacts of the COVID-19 Pandemic on Vulnerable Women and Girls. March 24, 2021. <https://philippines.unfpa.org/en/publications/gender-inclusion-assessment-giaimpacts-covid-19-pandemic-vulnerable-women-and-girls>
- Uriarte, M.T., Cabrera, V., & Pacho M.V. (2007). Identification and mapping of established exotic/alien tree species in some selected reforestation areas in the Philippines. ERDB Terminal Report. College, Laguna.
- Valdez, I. K. M., Arevalo, M. V. P. N., Robredo, J. P. G., Gacad, S. L. S., Villaceran, M. A. J., Libang, G. R., ... & Eala, M. A. B. (2022). Violence against women in the Philippines: barriers to seeking support. *The Lancet Regional Health–Western Pacific*, 23.
- Veitch, C. R., Clout, M.N., & Towns, D. R. (Eds.). (2011). *Island invasives: Eradication and management*. Proceedings of the International Conference on Island Invasives. Gland, Switzerland: IUCN and Auckland, New Zealand: CBB. xii + 542pp.
- World Bank Group Climate Change Knowledge Portal, accessed October -November 2022
- World Bank. 2020. *Transforming Philippine Agriculture: During COVID-19 and Beyond*. World Bank, Washington, DC. @ World Bank. <https://openknowledge.worldbank.org/handle/10986/34012> License: CC BY 3.0 IGO
- World Bank. 2021. *Philippines Economic Update, June 2021: Navigating a Challenging Recovery*. World Bank, Washington, DC. @ World Bank. <https://openknowledge.worldbank.org/handle/10986/35690> License: CC BY 3.0 IGO
- World Bank. 2022. *Philippines Economic Update, June 2022: Strengthening the Digital Economy to Boost Domestic Recovery*. Philippines Economic Update. Washington, DC. @ World Bank. <https://openknowledge.worldbank.org/handle/10986/37915> License: CC BY 3.0 IGO
- Yamagishi, K., Gantalao, C., & Ocampo, L. (2021). The future of farm tourism in the Philippines: challenges, strategies and insights. *Journal of Tourism futures*.

Agreement at completion point

This appendix is not required for this COSOP.

COSOP preparation process

COSOP Completion Review.

An extensive CCR was conducted for the Philippines in early 2022 in preparation for the COSOP. The CCR occurred through three stages, i) review of available documentation on key themes related to COSOP implementation, particularly related to portfolio design and implementation; ii) review of project results and activities to the time of the CCR to generate the Portfolio evaluation rating table and iii) interviews and meetings with key stakeholders from projects, Government, and civil society. Overall, 168 stakeholders were directly involved in the CCR process. The completion of the CCR involved a major stakeholder review workshop that was attended by 82 participants. The purpose of the workshop was to validate the preliminary findings of the review, to gather further stakeholder input to the process and to gain an understanding of the proposed priorities to be considered in the COSOP 2023-2027.

COSOP preparation. The design process of the new COSOP was launched in June 2022 with a meeting of the IFAD Country Office, supported by IFAD Regional specialists. A senior international consultant led and in-country mission in preparing the COSOP first draft under the guidance of the CO. An experienced team of national specialist consultants prepared technical working papers and technical input to the preparation of the draft COSOP. A Social, Environmental and Climate Assessment Procedure Assessment (SECAP) was prepared.

Between October 20 and November 1, 2022, a number of bilateral in-depth consultation meetings took place with key government counterparts and other partners in Manila and in Mindanao. The visits included development partners and project teams to identify lessons, discuss priorities and explore collaboration opportunities.

The following table presents the list of stakeholders consulted

NAME	DESIGNATION	AGENCY/ORGANIZATION/LOCATION
Dr. Joseph J. Capuno	Undersecretary	National Economic and Development Authority (NEDA)
Hazel Iris S. Baliatan	Director	National Economic and Development Authority (NEDA)
Joseph Norelyn Y. Capistrano	Assistant Director	National Economic and Development Authority (NEDA)
Geraldine Bayot	Division Chief	National Economic and Development Authority (NEDA)
Kuvy S. Alcantara	Senior Economic Development Specialist	National Economic and Development Authority (NEDA)
Rosauro L. De Leon	Division Chief	National Economic and Development Authority (NEDA)
Imee S. Hacla	Senior Economic Development Specialist	National Economic and Development Authority (NEDA)
Calixto M. Mangilin Jr.	Division Chief	National Economic and Development Authority (NEDA)
Maria Luisa R. Magbojos	Senior Economic Development Specialist	National Economic and Development Authority (NEDA)
Abby Albaladejo	Chief, Office of Planning	Bureau of Fisheries and Aquatic Resources (BFAR)
Councilor Vladimir Gallego	Councilor,	Municipal Government of Libona,, Region 10
Carlou Mausisa	MEO	Municipal Government of Libona,, Region 11
Jenrex Malicay	MEO	Municipal Government of Libona,, Region 12
Liesel Jane Avergonzado	OMM Staff	Municipal Government of Libona,, Region 13
Jeanlyn Penar	MPDO Staff	Municipal Government of Libona,, Region 14
Mary Jessa B. Bacalso	MPDO Staff	Municipal Government of Libona,, Region 15
Harley James Ablon	MPDO Staff	Municipal Government of Libona,, Region 16
Sotera Labadan		Vegetable Grower, Claveria, Mis. Oriental
Bernandita Canque		Vegetable Grower, Claveria, Mis. Oriental

Cindy Amin Roluna		Vegetable Grower,Claveria, Mis. Oriental
Conchita Mantagus		Vegetable Grower,Claveria, Mis. Oriental
Erlinda Balqueva		Vegetable Grower,Claveria, Mis. Oriental
Armando Daniagel		Vegetable Grower,Claveria, Mis. Oriental
Deogracua Paganapan		Vegetable Grower,Claveria, Mis. Oriental
Diovelou Casino		Vegetable Grower,Claveria, Mis. Oriental
Jenny Grace Babia		Vegetable Grower,Claveria, Mis. Oriental
Jenalyn Balledo		Vegetable Grower,Claveria, Mis. Oriental
Aida Portado		Vegetable Grower,Claveria, Mis. Oriental
Rita Virtudazo		Vegetable Grower,Claveria, Mis. Oriental
Juanecita Joven Tion		Vegetable Grower,Claveria, Mis. Oriental
Mary Jean Enlawan		Vegetable Grower,Claveria, Mis. Oriental
Winelab Canque		Vegetable Grower,Claveria, Mis. Oriental
Romeo Cortez		Vegetable Grower,Claveria, Mis. Oriental
Maria Berlita D. Cabrera		Vegetable Grower,Claveria, Mis. Oriental
Marisol Ranés		Vegetable Grower,Claveria, Mis. Oriental
Angela B. Edlawan		Vegetable Grower,Claveria, Mis. Oriental
Frederick Abascar		Vegetable Grower,Claveria, Mis. Oriental
Antonio Deroy		Vegetable Grower,Claveria, Mis. Oriental
Enlawan D. Jaime		Vegetable Grower,Claveria, Mis. Oriental
Maria De Ocampo		Vegetable Grower,Claveria, Mis. Oriental
Felipa Daniagel		Vegetable Grower,Claveria, Mis. Oriental
Chona S. Doyasan		Vegetable Grower,Claveria, Mis. Oriental
Joy Pacres		Vegetable Grower,Claveria, Mis. Oriental
Cherdita V. Mantagus		Vegetable Grower,Claveria, Mis. Oriental
Fransisca Sinayton		Vegetable Grower,Claveria, Mis. Oriental
Loly Fe Abasolo		Vegetable Grower,Claveria, Mis. Oriental
Melchora Daniagel		Vegetable Grower,Claveria, Mis. Oriental
Robelyn D. Virtudazo		Vegetable Grower,Claveria, Mis. Oriental
Marie Rose Tejada		Vegetable Grower,Claveria, Mis. Oriental
Clemente Lagura	Barangay Captain	Mantibugao Agrarian Reform Beneficiaries Farmers' Cooperative (MARBFC)
Reneris Haylalapit	Kagawad	Mantibugao Agrarian Reform Beneficiaries Farmers' Cooperative (MARBFC)
Leonardo Ebarido	Kagawad	Mantibugao Agrarian Reform Beneficiaries Farmers' Cooperative (MARBFC)
Rey Puklao	Kagawad	Mantibugao Agrarian Reform Beneficiaries Farmers' Cooperative (MARBFC)
Ursecia M. Siton		Mantibugao Agrarian Reform Beneficiaries Farmers' Cooperative (MARBFC)
Wedelyn Sinayron		Mantibugao Agrarian Reform Beneficiaries Farmers' Cooperative (MARBFC)
Aurelio Baclayon		Mantibugao Agrarian Reform Beneficiaries Farmers' Cooperative (MARBFC)
Norben Baclayon		Mantibugao Agrarian Reform Beneficiaries Farmers' Cooperative (MARBFC)
Florita Samonte		Mantibugao Agrarian Reform Beneficiaries Farmers' Cooperative (MARBFC)
Arsenio Sineron		Mantibugao Agrarian Reform Beneficiaries Farmers' Cooperative (MARBFC)
Anabel Tegana		Mantibugao Agrarian Reform Beneficiaries Farmers' Cooperative (MARBFC)
Robelia Limocay		Mantibugao Agrarian Reform Beneficiaries Farmers' Cooperative (MARBFC)
Vonzeno Bernados		Mantibugao Agrarian Reform Beneficiaries Farmers' Cooperative (MARBFC)
Arlinda Tuto		Mantibugao Agrarian Reform Beneficiaries Farmers' Cooperative (MARBFC)
Raryjuli Miculob		Mantibugao Agrarian Reform Beneficiaries Farmers' Cooperative (MARBFC)

Ben Sinayten		Mantibugao Agrarian Reform Beneficiaries Farmers' Cooperative (MARBFC)
Locane Basa		Mantibugao Agrarian Reform Beneficiaries Farmers' Cooperative (MARBFC)
Rosalind Mendez		Mantibugao Agrarian Reform Beneficiaries Farmers' Cooperative (MARBFC)
Analou Saylan		Mantibugao Agrarian Reform Beneficiaries Farmers' Cooperative (MARBFC)
Princess Ann Tagucon		Mantibugao Agrarian Reform Beneficiaries Farmers' Cooperative (MARBFC)
Je-Ann Ayunar		Mantibugao Agrarian Reform Beneficiaries Farmers' Cooperative (MARBFC)
Lolot Ecaranumi		Mantibugao Agrarian Reform Beneficiaries Farmers' Cooperative (MARBFC)
Renita Baclayon		Mantibugao Agrarian Reform Beneficiaries Farmers' Cooperative (MARBFC)
Jhaneta Baclayon		Mantibugao Agrarian Reform Beneficiaries Farmers' Cooperative (MARBFC)
Rosilito Rosel		Mantibugao Agrarian Reform Beneficiaries Farmers' Cooperative (MARBFC)
Aiven Bulantahan		Mantibugao Agrarian Reform Beneficiaries Farmers' Cooperative (MARBFC)
Jhie Saylan		Mantibugao Agrarian Reform Beneficiaries Farmers' Cooperative (MARBFC)
Ariel Samonte		Mantibugao Agrarian Reform Beneficiaries Farmers' Cooperative (MARBFC)
Ipmar Elmer Arinaoi		Mantibugao Agrarian Reform Beneficiaries Farmers' Cooperative (MARBFC)
Leonardo Llagas Jr.		Mantibugao Agrarian Reform Beneficiaries Farmers' Cooperative (MARBFC)
Ariel Abinor		Mantibugao Agrarian Reform Beneficiaries Farmers' Cooperative (MARBFC)
Josephine Sicayniton		Mantibugao Agrarian Reform Beneficiaries Farmers' Cooperative (MARBFC)
Eliza Ayahon		Mantibugao Agrarian Reform Beneficiaries Farmers' Cooperative (MARBFC)
Jean Tuto		Mantibugao Agrarian Reform Beneficiaries Farmers' Cooperative (MARBFC)
Pricilla Man-onon		Mantibugao Agrarian Reform Beneficiaries Farmers' Cooperative (MARBFC)
Mary Jean Canoy		Mantibugao Agrarian Reform Beneficiaries Farmers' Cooperative (MARBFC)
Nora Canoy		Mantibugao Agrarian Reform Beneficiaries Farmers' Cooperative (MARBFC)
Marites Canoy		Mantibugao Agrarian Reform Beneficiaries Farmers' Cooperative (MARBFC)
Cherry Ayuhan		Mantibugao Agrarian Reform Beneficiaries Farmers' Cooperative (MARBFC)
Cresencio Bernados		Mantibugao Agrarian Reform Beneficiaries Farmers' Cooperative (MARBFC)
Eclasio Almerora		Mantibugao Agrarian Reform Beneficiaries Farmers' Cooperative (MARBFC)
Florencia Tudlayan		Mantibugao Agrarian Reform Beneficiaries Farmers' Cooperative (MARBFC)
Lelith Peinto		Mantibugao Agrarian Reform Beneficiaries Farmers' Cooperative (MARBFC)
Jeffrey Moore Hagutin		DTI-RAPID Growth
Porferio S. Sayson		Brgy Napalit, Pangantukan
Alma P. Heras		Brgy Napalit, Pangantukan
Jose D. Malreal		DTI - Mlaybalay
Mary Jane C. Secadan		BMMPC Brgy Napalit, Pangantukan
Jaime Dagohoy		BMMPC Brgy Napalit, Pangantukan
Ditona Hupayan		BMMPC Brgy Napalit, Pangantukan
Marel Rose Leonan		BMMPC Brgy Napalit, Pangantukan
Shulamugi Dagohoy		BMMPC Brgy Napalit, Pangantukan
Elvira B Sayas	Officer-in-Charge	BFAR

Rizalinda L. Alanag		BFAR
Dr. Nilo Selim Katada	Regional Director	BFAR
Ivy C. Antoniano	Aqua I	BFAR
Glenfhy Hablo	Engr. II	BFAR
Jesel Pugeha		DTI
Brenda B. Covera	Assistant Regional Director	DTI
Rolando Ignacio		DTI-RAPID Growth
Marsa Jane Dlieno		DTI-RAPID Growth
Herncula Catedon		DTI-RAPID Growth
Annelyn Chua		Department of Agrarian Reform-Caraga
Antonio Duso		Department of Agrarian Reform-Caraga
Glen A. Petilla		Department of Agrarian Reform-Caraga
Faebb Lawrence Namyan		Department of Agrarian Reform-Caraga
Mario Budors		Department of Agrarian Reform-Caraga
Eddie Agac-ac		Department of Agrarian Reform-Caraga
Joie Ceballos		Department of Agrarian Reform-Caraga
Josette Riviera		Department of Agrarian Reform
Ma. Susana Perez		Department of Agrarian Reform
Anaceta B. Mariano		Department of Agrarian Reform
Joshia Ahlyn Soliven		Department of Agrarian Reform
Roberto Madelo	Member	CARBC
Joel Tandagan	BOD Chair	CARBC
Felix Lambigti Jr.	BOD Vice Chair	CARBC
Ma. Jonalyn Sarudlan	Manager	CARBC
Julito Espanol	Member	CARBC
Emma Madria	Member	CARBC
Simplcio Valdez	BOD Chair	SIUFMULCO
Diovani Villarín	BOD Vice Chair	SIUFMULCO
Leonora Mila	Manager	SIUFMULCO
Jeandchiean Timora	Member	SIUFMULCO
Elvie Curato	Member	SIUFMULCO
Novelita M. Samen, R.N.	Chairperson	CCAUSE
Monatao Haneya R. Alawi	Regional Director	Cooperative Development Authority-Caraga
Joy C. Capistrano, PhD	OIC President	Caraga State University
Engr. Ricardo M. Onate Jr	Regional Director	Department of Agriculture-CARAGA
Pricilla Sonido	Regional Director	NEDA
Mohammad Shuaib Yacob	Minister	Ministry of Agriculture Fisheries and Agrarian Reform
Atty. Jonas R. Leiones	Undersecretary	Department of Environment and Natural Resources (DENR)
Atty. Annalisa The	Undersecretary	Department of Environment and Natural Resources (DENR)
Conrado Bravante	Chief, Project Preparation Division	Department of Environment and Natural Resources (DENR)
Jocelyn Rosala	Unit Head	RDC-10
Solon Adamat		NCIP-10
Engr. Chona Labaan		NCIP-10
Sherylyn Melton		DG 10
Ma. Theresa Allen		DENR Region 10
Vincent Terolin		DENR Region 10
Leonila G. Caharte	Assistant Regional Director	NEDA Region 10
Nestor Lisondra	CEDS	NEDA Region 10

Emerlgar Christian Paran	Sr. EDS	NEDA Region 10
Rebmeron Opamin		
Bsue Psulaini	Coordinator	DAR Region 10
Yvonne R. Evasco	Sr. EDS	NEDA Region 10
Rodolfo Vicera	Undersecretary, Agri-Industrialization	Department of Agriculture (DA)
Fernando Flores	Director, Project Development Service	Department of Agriculture (DA)
Antonieta Arceo	Assistant Director-Agricultural Training Institute	Department of Agriculture (DA)
Ms. Karen Bautista	Chief, SRA, DA- Bureau of Soils and Water Management	Department of Agriculture (DA)
Dante Margate	Chief, Agriculture	DA- Bureau of Soils and Water Management
Sheila Joy Samalbuero	Project Development Officer-Project Development Service	Department of Agriculture
Maria Conception Cruz	Senior Agriculturist, DA- Project Development Service	Department of Agriculture
Tamara Palis-Duran	Assistant FAO Representative for Programme	Food and Agriculture Organization of the United Nations (FAO)
Allen A. Capuyan	Chairperson	National Commission on Indigenous Peoples (NCIP)
Dahlialyn D Dait-Cawed	Directorn MNSA- Foreign Assisted Programs and International Relations Office	National Commission on Indigenous Peoples (NCIP)
Engr. Shelley Callata-	Ancestral Domains Offic	National Commission on Indigenous Peoples (NCIP)
Atty. Jonathan Jo	Head, Clerk of the Commission	National Commission on Indigenous Peoples (NCIP)
Aurora Tolete	Budget Officer, Budget Division	National Commission on Indigenous Peoples (NCIP)
Christy Andalecio	Information Officer II, Foreign Assisted Programs and International Relations Office	National Commission on Indigenous Peoples (NCIP)
Jose Allan Ong	Human Resource Management Division Chief	National Commission on Indigenous Peoples (NCIP)
Vynn Laurilla	Project Development Officer III, Foreign Assisted Programs and International Relations Office	National Commission on Indigenous Peoples (NCIP)
Mark Leonin	Information and Communications Technology Division Chief	National Commission on Indigenous Peoples (NCIP)
Marcus Lorenzo Lugod	Information Technology Officer, Office on Policy, Planning and Research	National Commission on Indigenous Peoples (NCIP)
Dr. Ross Rosales	Health Management Officer-Office on Education , Culture and Health	National Commission on Indigenous Peoples (NCIP)
Frank Roy Ribo	National Coordinator	KAMMPIL
Maricel Francisco	Member, Farmer	KAMMPIL
Raul Socrates	Chief of Staff	PAKISAMA
Maricel Tolentino		KAISAHAN/AR - ARDKPP
Nathaniel Don Marquez	Executive Director	ANGOC - ARDKPP
Timothy Salomon	ILC PH Facilitator	International Land Coalition-National Engagement Strategy in the Philippines (ILC-NES PH)
Jay Rose Rodeo	Senior Project Officer for M&E	PHILDRHHA
Josef Angelo Martires	Assistant Secretary	Department of Agrarian Reform (DAR)
Lucienne Pulgar	OIC Director, PMS	Department of Agrarian Reform (DAR)
Rene Colocar	Undersecretary	Department of Agrarian Reform (DAR)
Anaclea Mariano	Undersecretary FASPO	Department of Agrarian Reform (DAR)
Gumercindo Tumbali	Project Manager, ConVERGE	Department of Agrarian Reform (DAR)
Neil Cabiles	Assistant Secretary	Department of Finance (DOF)
Joana Marie Torres	Finance Analyst	Department of Finance (DOF)

Paola Gabrielle Matanguihan	Attache II	Department of Finance (DOF)
Rommel Rivero	Planning Officer II	Department of Finance (DOF)

After finalizing the first draft COSOP with consolidated input from the COSOP team, a further national consultation took place as part of the ACPoR on December 14 and 15, 2022. A program and list of participants is attached. Based on the feedback from the consultation, the draft COSOP was further amended and submitted to the Government and IFAD for detailed assessment.

IFAD-PHL Annual Country Programme Review (ACPoR) 2022
 14-15 December 2022, Waterfront Hotel, Davao City
Theme: "Revisiting the Past, Sharing Lessons, Strategizing the Future"

Date	Time	Activity	Resource
13 Dec		Arrival/Registration	c/o RAPID
		Setting up of Project Posters and Knowledge Products	c/o Projects
14 Dec	9:00	Opening Program	c/o RAPID
		Part 1: Revisiting the Past	
	9:30	- Presentation and Discussion of the PHL COSOP (2016-2022) Results	Yolando Arban
	10:10	Coffee Break	
		Part 2: Learning Lessons	
	10:30	- Integration-Consolidation: PARBO-LARBO VCE Model	ConVERGE
	11:10	- Value Chain-based Investment Planning	RAPID
	12:00	Lunch Break	
	13:30	Warm Up Activities	
	13:45	- Innovative Watershed Conservation Mechanism: SIKAME Experience	CHARMP2
	14:25	- Agroforestry vis-à-vis Livelihood Approaches in Watershed Areas	INREMP-DENR
	15:10	Coffee Break	
	15:30	- Baywide Implementation of the Ecosystem Approach to Fisheries Management	FishCORAL
	16:10	- Organizing and Strengthening IAs in Fragile Areas	INREMP-NIA
18:00	Solidarity Dinner		
15 Dec	8:30	Warm-Up Activities	c/o RAPID
		Part 3: Strategizing the Future	
	9:00	- Emerging Priority Strategies for the Agriculture, Forestry, and Fishing Sector in the PDP 2023-2028	NEDA
	9:40	- Philippine Action Plan for Family Farming (PAP4FF)	ARDKPP
	10:20	Coffee Break	
	10:40	- The Land Monitor Report: Inclusive land tenure data for reporting, policy engagement and the SDGs	ANGOC
	11:20	Synthesis/Discussion: Lessons for PHL COSOP, and New Projects	Ronald Chua. IFAD Consultant
	12:00	Lunch Break	
	13:30	Warm Up Activities	c/o RAPID
	13:45	Draft PHL COSOP (2023-2028)	Dorothy Lucks. IFAD Consultant
14:15	Breakout Groupings	Yolando Arban	

	15:00	Coffee Break	
	15:20	Plenary Reporting	
	16:00	Highlights of Group Reports	Ronald Chua
	16:30	Closing Program	c/o RAPID
	17:00	Early Departure	
	18:00	Dinner	
16 Dec	AM	Late Departure	

Moderators: Mae Ester T. Guiamadel and Yolando C. Arban

South-South and Triangular Cooperation strategy

Introduction

1. The approach to South-South and Triangular Cooperation (SSTC) aligns closely with the United Nations system-wide strategy for SSTC. SSTC is seen as a key mechanism for delivering relevant, targeted and cost-effective development solutions and fostering inclusive partnerships.
2. The IFAD Strategic Framework 2016-2025 and SSTC Strategy 2022-2027 aims to deepen SSTC impact by identifying and disseminating knowledge and innovations, and supporting policy engagement to enhance poor rural people's productive capacities, market access and resilience. An important part of IFAD's country programmes, SSTC aligns partnership, knowledge and policy engagement activities, while promoting inclusive and sustainable food systems transformation, especially in relation to climate, gender, nutrition and youth.
3. In the Philippines, IFAD has been active in knowledge exchanges through several main avenues. The first has been through a range of regional grants that have led to regional exchange within Asia. A second has been through receiving delegations from other countries, facilitated by IFAD and other development partners to share field experiences within portfolio activities. Examples include in the CHARM project that welcomed visitors from Africa and Asia to share experiences in Indigenous communities and in the Visibility Forum in January 2022 where regional partners were invited to share learning on lessons arising from the CHARM implementation. Visitors were also received to ConVerge related to land reform and value chain development experiences.
4. A third critical area of SSTC has been through the policy dialogue initiatives of the IFAD Country Programme in the Philippines. As part of the Annual KLMPE forum key issues related to rural poverty and agriculture development are discussed. These events include invitees from partners with regional networks. These partnerships have led to a range of adhoc SSTC sharing opportunities. In COSOP 2023-2028, there is substantial opportunity to strengthen and deepen these opportunities.

Opportunities for rural development investment promotion and technical exchanges

5. As part of the COSOP preparation, the opportunities for SSTC were considered and discussed. It was considered to continue and expand the opportunity for SSTC through the activities of the KLMPE. This could take the form of building on key policy actions that have been prioritized such as the Philippines Action Plan for Family Farming in partnership with FAO, agricultural clustering and consolidation, public-private partnership in policy dialogue for agriculture and rural development and policy response to disaster risk response and climate change. This approach to SSTC would be highly strategic and with substantial opportunity for policy benefits for SSTC partners as the Philippines and other countries strive to strengthen the contribution of the agriculture sector to economic recovery and on-going development.
6. Four key technical streams of potential SSTC were also identified as potential areas for knowledge sharing, that build on the knowledge built through the previous COSOP period and with the potential of learning from other contexts with similar interests. These are: (i) contemporary practices in value chain development because this will be a core focus of the Country Programme and there would be substantial benefits to facilitating knowledge sharing on contemporary approaches with other countries taking a similar approach.; (ii) sustainable agriculture development with Indigenous Peoples, acknowledging Indigenous Knowledge Systems and Practices, and how Indigenous property and human rights can be protected and valued in agriculture development processes. As part of this approach, there is opportunity to incorporate aspects of food security and nutrition enhancement through traditional root crop development; (iii) sustainable coastal management and fisheries development – building on the experience

of the FishCoral Project and looking towards the proposed project on fisheries development in BARMM; (iv) ICT4D - use of technology in agriculture development for both improved sustainable management of natural resources and agricultural development and to attract young people into agriculture and value-chain related employment opportunities in line with the PDP 2023-2028 priorities for future-facing job creation, as well as addressing the digital divide and issues of the aging profile in agriculture.

SSTC engagement rationale

7. The Philippines is a growing economy, but it has been severely affected by the COVID-19 pandemic. The new PDP 2023-2028 provides new opportunities through a focus on rural development. About two-thirds of poor households rely on agriculture and fishery activities as the main source of income. IFAD has been focusing on key aspects of agriculture and rural development. These have potential results worth sharing with other countries. At the same time, the Philippines faces major constraints to value chain development and sustainable resource management. In these aspects, other countries have valuable experience that could be embedded into the COSOP 2023-2028 activities to enhance results, particularly in the identified priorities. Department of Foreign Affairs-Technical Cooperation Council of the Philippines will be involved for the purposes of monitoring the SSTC activities of the COSOP 2023-2028 acting as the national focal point for Technical Cooperation among Developing Countries.

Partnerships and initiatives

8. IFAD already has active partnerships that have potential to develop for SSTC initiatives. These include FAO and WFP for initiative in relation to nutrition improvements and family farming initiatives. IFAD already connects with a range of regional NGOs on these issues. There is a potential partnership with GEF for the initial project in relation to biodiversity enhancement. IFAD also partners with regional partners on rural finance, rural technology (training and technology transfer) as well as policy dialogue.

Conclusion

9. The COSOP SSTC initiatives may be pursued through existing partnerships and with support from the IFAD's SSTC and knowledge centre in Beijing for Asia. The Philippines country programme would promote the sharing of innovative solutions in line with the above priorities or other relevant initiatives that would align with the country programme. These may include but not be limited to collaborative activities with the RBA agencies in the Philippines and across Asia and other regions, expansion of regional partnerships through the previous regional grants and the KLMPE initiatives.

Financial management issues summary

COUNTRY	Philippines	COSOP PERIOD	2013-2018
A. COUNTRY FM ANALYSIS			
<i>Country Disbursement Ratio (rolling-year)</i>	5.4 %		
<i>Unjustified Obligations:</i>	1,004,858 USD <ul style="list-style-type: none"> • Outstanding Ineligible Expenditure – • Outstanding Advances (Projects in Closed Status) <ul style="list-style-type: none"> • Outstanding advances of FishCoral delayed due to slow reconciliation between PMU and PIU, staff in charge doesn't follow up frequently despite follow up from IFAD. • FishCoral Grant: USD 56,092.94, closing date 30 Jun 2022. Status: refund request is with Borrower's Treasury, April 2023 • FishCoral Loan: USD 795,555.98, closing date 30 Jun 2022. Status: refund request is with the Borrower's Treasury, April 2023 • Enhancing Results Based M&E Through Innovative Ict Solutions: USD 63,209.13, closing date 31 March 2023. Status: Final SOE and refund sent to IFAD on 26 & 28 April 2023. 		
<i>PBAS Available allocation (current cycle) :</i>	Allocated Amount: 25,000,000 Available Balance: 25,000,000		
<i>BRAM access</i>	YES – USD 60 million		
<i>Country income category</i>	LMIC		
<ul style="list-style-type: none"> - 2022 TI score is 33/100, ranked 116/180 countries. Philippines TI is one of the significant decliners since 2014 when it peaked at 38/100. - RSP dropped to 4.0 in 2022 after stable rating of 4.25 since 2016. <p>2016 PEFA Assessment. it is creditable that compared with 2010 assessment, there are more areas rated as good ("A") or satisfactory ("B"). At the sub-indicator level (dimensions), the improvement is even more marked (Tables 0.2 and 0.4). Performance can be improved by focusing reform efforts on clearly identified parts of the PFM systems and processes that do not meet the necessary requirements for an open and orderly PFM system. The PEFA assessment provides a solid foundation for designing new and evaluating ongoing reforms. In summary, the assessment found the following main concerns that need to be addressed to improve the delivery of budget outcomes:</p> <ul style="list-style-type: none"> <input type="checkbox"/> Fiscal discipline – Failings and delays in reconciliations with budget execution and accounting systems are inadequate to monitor and facilitate budget delivery. <input type="checkbox"/> Resource allocation – An FMIS is still in development and procurement lacks an independent complaints mechanism while budget allocations steadily increased with limited absorptive 			

capacity in executing departments. □ Service delivery – Inadequacies in internal control exist while financial reporting and oversight is insufficient to provide assurance on service delivery as envisioned in the budget.

WB Country Partnership Framework. The government has pursued an action plan for PFM reform, and a top achievement has been the launch of the Budget and Treasury Management System (BTMS), an integrated financial monitoring system for all agencies. An IBRD Reimbursable Advisory Service (RAS) 2018-2019 provided advice on the deployment of the budget and treasury management system, integration with other crucial public administration systems, establishment of a comptroller general of financial management, and implementation of the upgraded e-procurement system.⁷⁹ Robust efforts to strengthen local PFM capacity, including in BARMM, will be essential for ensuring the effective use of increased levels of public revenue at the local level. Recent WB analysis in BARMM highlighted the need to broadly strengthen administrative capability, including budget planning and preparation, revenue management, expenditure management and internal audit.

ROSC on Accounting and Auditing – 2017: A mature and comprehensive accounting and auditing framework exists in the Philippines, which is largely in line with international standards and many internationally recognized good practices, however, further improvements can be achieved to further align with international standards and good practice.

The Philippines adopted IFRS-based standards as PFRS in 2005. PFRS are fully converged with IFRS except for the deferral of IFRS Interpretations Committee. ISA37 have been fully adopted in the Philippines. All current ISA have been adopted by the Auditing and Assurance Standards Council (AASC)³⁸, and several more recently adopted standards await publication in the Official Gazette, including International Standards on Auditing (ISA) 700R (revised),

Article IV 2021. The Philippines' general government gross debt reached 57 percent of GDP as of end-2021 from 37 percent of GDP in 2019 mainly due to the impact of the pandemic on output and pandemic related spending. In the baseline, the debt-to-GDP ratio is projected to peak at about 61 percent in 2023–24 and then decline over the medium term with a reduction in budget deficits and growth recovery. The general government debt-to-GDP ratio is most vulnerable to a growth shock, followed by real interest rate and primary balance shocks.

External debt stood at 27.0 percent of GDP as of end-2021 and is projected to decline to around 24.0 percent in the medium term. However, debt dynamics are sensitive to large peso depreciation and current account balance deterioration.

Government of Philippines has no debt restructuring with IFAD.

Given current PBAS allocation, lending terms for Philippine is Ordinary term with access to BRAM and it will continue during the COSOP period.

IFAD funded projects mostly operate under PFM of all government level, given the about PFM assessment with the concerning area, **the Inherent Risk for COSOP FM is classified as Substantial.**

B.PORTFOLIO – LESSONS {Strengths and Weaknesses}

Existing Portfolio:

Project	Project Status	%Disbursed of all financing instruments	Project FM inherent risk rating	Performance Score: Quality of Financial Management	Performance Score: Quality & Timeliness of Audit	Performance Score: Disbursement Rate	Performance Score: Counterpart funds	Completion date
INREMP	Project Completed	72.98	Substantial	Moderately Satisfactory	Mod. unsatisfactory	Unsatisfactory	Satisfactory	31/12/2021
CONVERGE	Project Completed	81.54	Moderate	Moderately Satisfactory	Satisfactory	Moderately Unsatisfactory	Satisfactory	31/12/2022
FishC ORAL	Project Completed	76.92	Substantial	Moderately Satisfactory	Mod. satisfactory	Moderately Unsatisfactory	Moderately Satisfactory	31/12/2021
PH_R APID	Available for Disbursement	20.61	Substantial	Moderately Satisfactory	Mod. satisfactory	Unsatisfactory	Satisfactory	29/09/2025
FishC ORAL Grant	Project Completed	64.76	Substantial	Moderately Satisfactory	Mod. satisfactory	0	Moderately Satisfactory	31/12/2021
PHL - ICT korean grant	Project Completed	89.07	Moderate	Not Specified	Not Specified	Not Specified	Not Specified	30/11/2022

All current IFAD funded projects in Philippines follow the government systems, rules and regulations on receipts and disbursements of proceeds from loans and grants and it is consistent with IFAD's standard disbursement procedures. The government accounting system uses a standard chart of accounts, adopts the one fund concept with one set of books of accounts and appropriate ledger accounts for a specific project using the project or the responsibility centre code, and produces financial reports which conform to International accounting standards. The performance of FM is mostly moderately satisfactory with some shortcomings on: Project centralisation on financial management that takes time for payments, control and FM report consolidation and staff rotation during implementation. A shortcoming from using government accounting system is the limitation of providing the financial reports that meet the project reporting requirement, often project is maintaining excel spreadsheet for reporting to IFAD.

Disbursement rates are mostly unsatisfactory, main reasons come from: a). slow start-up and implementation because of using government system and staff at all levels, procedures and approval takes more time than expected. b). complexity of budget approval procedures. c). Delay in consolidation and submission IFR and d). Amendment of FA during the implementation with change of implementing agencies and partners.

There is no internal audit function of IFAD funded project however the Government Department is subject to Government inspection and parliament's monitoring.

Project is audited by SAI which is acceptable to IFAD, the quality and timeliness of IFAD funded projects are mostly moderately satisfactory.

Lesson learnt: Use of PFM provide great advantage and cost saving for project operation however expose to risks of complex organizational structure, centralized delegation of

authority and capability of project financial reporting. Government's accounting system (Finance One) is still a concerning matter on financial reporting that affect the quality and timeliness of IFR and annual FS.

Mitigation measures:

This is advisable for new project to decide and configure the government's accounting system (Finance One) to enable the project's financial reporting to Donor, otherwise a standard accounting software should be set up at the inception of new project.

Budget for new project will be proactively prepared and submitted to Government for approval when the Project Design is approved.

Retroactive financing might be used for new project so start-up activities can be initiated as soon as possible.

Prepared by: Dung, Le Chi

Date: 01/05/2023

Instructions:

- *FM Issues Summaries must be submitted to TLs (and TLs to CFMO) for quality review and clearance prior to submission as per our DOA.*
- *Notes in italic are provided to facilitate FM inputs and should be deleted before submission.*

Procurement risk matrix – Part A country level .

PHILIPPINES PRM - Part A Country Level Based on MAPS II – ASSESSMENT OF NATIONAL PROCUREMENT SYSTEM Pillar I – Legal, Regulatory and Policy Framework					
Indicator # and Sub-Indicator #	Sub-Indicator Description ¹⁰⁸	Findings regarding possible non-compliance with IFAD PPF	Inherent Risk of non-compliance with Project Objectives & IFAD PPF	Proposed Mitigation measure/s	Net Risk
1	The public procurement legal framework achieves the agreed principles and complies with applicable obligations.				
1(a)	Scope of application and coverage of the legal and regulatory framework	Since March, 2003, the Philippines has enacted its national procurement law [Republic Act 9184 also known as the Government Procurement Reform Act(GPRA)] that applies to all public procurement by all government entities from the national government, local governments and government corporations. The law and its latest 2016 Revised Implementing Rules and Regulations covers all public procurement of goods, infrastructure and consulting services. A different law(Republic Act 6957) earlier enacted on July	L		L

¹⁰⁸ The Indicators and Sub-Indicators are extracted from OECD-MAPS II of 2017 in order to harmonise with other MDBs and to save time and effort in conducting Part A assessments in case a recent MAPS II assessment has been conducted for the borrower's country system. The criteria to be applied in assessing each Sub-Indicator are those of OECD-MAPS II.

		7, 1990 also regulates Public Private Partnerships(PPP). Issuances on the foregoing are easily accessible without cost from the portals of the Government Procurement Policy Board (GPPB) and the Public Private Partnership Center(PPP Center).			
1(b)	Procurement methods	Legal framework includes a clear definition of the permissible procurement methods and the circumstances under which each method is appropriate. Alternative to competitive bidding are provided based on value. Splitting of contracts to avoid competitive bidding is a criminal offense.	L		L
1(c)	Advertising rules and time limits	Procurement opportunities are publicized via the Philippine Government Electronic Procurement Systems (PhilGEPS) online portal where all invitations(competitive mode) to bid and requests for quotations/proposals(alternative modes) are published. Sufficient time	L		L

		for bid preparation and submission are mandated by the 2016 RIRR of the GPRA.			
1(d)	Rules on participation	2016 RIRR of GPRA provides for well defined fair eligibility rules, excludes bidders who engage in corrupt, fraudulent or coercive activities. Government owned or controlled corporations may participate only if they are legally and financially autonomous, operate under commercial law and are not attached agencies of procuring entities.	L		L
1(e)	Procurement documentation and specifications	Current Philippines bidding documents have been simplified, prohibits branding and emphasizes use of necessary and functional specifications.	L		L
1(f)	Evaluation and award criteria	GPRA mandates full responsiveness as against substantial responsiveness of bids. Nondiscretionary pass fail criteria where presence or absence of document is checked. Evaluation criteria for consulting services are clearly defined.	L		L

		Value for money criteria can be stated in the technical specifications section.			
1(g)	Submission, receipt and opening of tenders	Opening of bids is regulated, minutes are taken, no contact rules prescribed from the opening of bids	L		L
1(h)	Right to challenge and appeal	Protest mechanism are provided where bidders may initially request for reconsideration and Protest before the Head of the Procuring Entity. No administrative body independent of the procuring entity exists to conduct review and grant remedies independent of judicial remedies.	M	Law needs to be amended to provide for an administrative body with power to grant remedies independent of the procuring entity	M
1(i)	Contract management	2016 RIRR provides for contract implementation guidelines for goods and infra. However, contract management functions including responsibility are not clearly defined.	M	2016 RIRR to provide amendments to address contract management responsibilities	M
1(j)	Electronic Procurement (e-Procurement)	Electronic bid submission is allowed.	L		L
1(k)	Norms for safekeeping of records, documents and electronic data.	Inclusions in the contract are clearly defined. However, not required to be kept at operational level but by Bids and Awards Committee	M	Need to amend 2016 RIRR	M

		<p>Secretariat level. Legal framework does not provide for document retention policy compatible with statute of limitations on fraud prosecution. Clear security protocols to protect records need to be established.</p>			
1(l)	Public procurement principles in specialized legislation	<p>Public procurement principles and/or the legal framework apply in any specialized legislation that governs procurement by entities operating in specific sectors, as appropriate.</p> <p>National government has established a Public Private Partnership Center(PPP Center) which has embodied public procurement principles in the selection and contracting of public private partnerships (PPP), including concessions as appropriate. The PPP Center is also responsible for developing policies and supporting the implementation of PPPs, including concessions, are clearly assigned.</p>	L		L
2	Implementing regulations and tools support the legal framework				

2(a)	Implementing regulations to define processes and procedures conditions	2016 RIRR provide for the detailed procurement procedures and are accessible in the GPPB website. 2016 RIRR regularly updated by GPPB.	L		L
2(b)	Model procurement documents for goods, works and services	GPPB has issued recent 6 th edition of Philippine Bidding Documents for use in competitive bidding of goods and infra. 5 th edition applies for consulting services. 2016 RIRR referred to as part of the bidding rules. Need to provide standard RFQ/RFP formats for alternative modes of procurement	M	GPPB to provide model RFQ/RFP standard formats.	M
2(c)	Standard contract	Standard contract clauses consistent with international standards are incorporated in model bidding docs.	L		L
2(d)	User's guide or manual for procuring entities (insert link to manual if possible)	GPPB has provided for manual for procuring entities in its website: gppb.gov.ph	L		L
3	The legal and policy frameworks support the sustainable development of the country and the implementation of international obligations				
3(a)	Sustainable Public Procurement (SPP)	Country has SPP policy. However, no clear implementation appears to be in place.	M	GPPB to amend 2016 RIRR to reflect inclusion of SPP	M
3(b)	Obligations deriving from international agreement	Rules on cross debarment are established. Competitive bidding docs harmonized with	L		L

		MDB requirements.			
Consolidated findings for Pillar I		The Philippines has an existing legal, regulatory and policy framework that is consistent with IFAD PPF.	L		L
Pillar II – Institutional Framework and Management Capacity					
4	The public procurement system is mainstreamed and well-integrated with the public financial management system				
4(a)	Procurement planning and the budget cycle	Annual procurement plans are required from all procuring entities. 2016 RIRR outlines procedure. Annual budget for each succeeding year timely committed. Budget execution feedback mechanism in place.	L		L
4(b)	Financial procedures and the procurement cycle	Contracts not awarded unless accountant certifies on availability of funds. Invoicing and payment procedures are well defined.	L		L
5	The country has an institution in charge of the normative/regulatory function				
5(a)	Status and legal basis of the normative/regulatory institution function	GPRA has established the GPPB that is central authority in prescribing procurement rules and regulations. It is supported by a Technical Service Office (TSO).	L		L
5(b)	Responsibilities of the normative/regulatory function	GPPB and its TSO is entrusted with performing the assessment criteria	L		L

5(c)	Organisation, funding, staffing, and level of independence and authority	GPPB TSO is headed by an Executive Director.	L		L
5(d)	Avoiding conflict of interest	System to avoid conflicts of interest is in place	L		L
6	Procuring entities and their mandates are clearly defined.				
6(a)	Definition, responsibilities and formal powers of procuring entities	GPPRA provides for decentralized procuring entities with defined accountabilities. Depending on volume of procurement, procurement services, division, section or units may be created.	L		L
6(b)	Centralised procurement body	A centralized procurement body(Procurement Service of the Department of Budget and Management) exists for purposes of consolidated procurement of Common Supplies or Equipment. The procurement service is also engaged to undertake specialized procurement on a per MOA basis as procurement agent of other government entities.	L		L
7	Public procurement is embedded in an effective information system				
7(a)	Publication of public procurement information supported by information technology	There is a government portal known as Philippine Government Electronic Procurement Systems(PhilGEPS) that provides a centralized	L		L

		information on procurement opportunities from all procuring entities of the Philippine government from the time of posting of the invitation to bid/RFQ/RFP. Bidding documents may be downloaded from the portal. However, procurement Plans are posted in website of procuring entities, if such exists.			
7(b)	Use of e-Procurement	2016 RIRR established PhilGEPS is established as single portal as source of primary information on government procurement. It has electronic catalogue of common-use supplies, serves as an electronic bulletin board and registry of bidders.	L		L
7(c)	Strategies to manage procurement data	It is uncertain if data connected with e-procurement or information technology are being managed properly	M	GPPB to provide rules on the gathering, use and analysis of procurement data from e-procurement	M
8	The public procurement system has a strong capacity to develop and improve				
8(a)	Training, advice and assistance	GPPB-TSO has a pool of accredited trainers	L		L
8(b)	Recognition of procurement as a profession	Via a DBM Circular, procurement as a profession is recognized in	L		L

		central offices of national government departments with the creation of procurement service or division depending on the volume of procurement at central offices. In Regional and lower offices, procurement is mainly performed as an additional duty of government personnel			
8(c)	Monitoring performance to improve the system	GPPB-TSO is mandated to continually assess performance of procurement and amend the rules as necessary to improve the system	L		L
Consolidated findings for Pillar II		The country has in place a potentially responsive institutional framework and management capacity consistent with IFAD's PPF	L		L
Pillar III – Public Procurement Operations and Market Practices					
9	Public procurement practices achieve stated objectives				
9(a)	Procurement Planning	Procuring entities in general are weak on procurement planning	M	GPPB-TSO to develop training modules on procurement planning. Participate in IFAD BuildProc program.	M
9(b)	Selection and contracting	In general, procuring entities are fairly managing procurement process	L		L

9(c)	Contract management in practice	In general, procuring entities are weak in contract management. Contract completion delays are prevalent	M	GPPB-TSO to focus on developing training modules and conduct training on contract management. 2016 RIRR should provide for defined responsibilities in contract management. Participate in IFAD BuildProc program	M
10	The public procurement market is fully functional				
10(a)	Dialogue and partnerships between public and private sector	Open dialogue with private sector remains a work in progress to avoid suspicion of collusion. GPPB-TSO has trainings to capacitate private sector to encourage participation in public procurement opportunities.	M	Procuring entities to proactively engage private sector to improve procurement planning	M
10(b)	Private sector's organization and access to the public procurement market	Private sector(SMEs) not fairly competitive, well organized and capacitated to participate in public procurement	M	GPPB-TSO to lead in this effort	M
10(c)	Key sectors and sector strategies	Key sectors are identified but does not appear to be engaged for targeted assessments to strengthen integrity, sustainability and/or innovation in public procurement	L		L

Consolidated findings for Pillar III		The country is weak on procurement planning and contract management	M	More capacity interventions and strong oversight will be needed	M
Pillar IV – Accountability, Integrity and Transparency of the Public Procurement System					
11	Transparency and civil society engagement strengthen integrity in public procurement				
11(a)	Enabling environment for public consultation and monitoring	As a collegial body, consultative and transparent process is undertaken among GPPB members in adopting changes to procurement rules. More engagement of civil society organizations is needed.	L		L
11(b)	Adequate and timely access to information by the public	Stakeholders have adequate and timely access to information	L		L
11(c)	Direct engagement of civil society	Civil society sectors act as observers in bids and awards committee meetings	L		L
12	The country has effective control and audit systems				
12(a)	Legal framework, organisation and procedures of the control system	The country has sufficient audit rules and regulations on control mechanisms issued by the Commission on Audit. The commission has assigned resident auditors in procuring entities	L		L
12(b)	Co-ordination of controls and audits of public procurement	There is a national government auditing system being followed. Annual audits are being prepared to	L		L

		improve internal controls and reported to national legislature.			
12(c)	Enforcement and follow-up on findings and recommendations	Audit findings are expressed in audit observation memorandum(A OM) issued to procuring entities. If uncompiled by specific dates, audit disallowances will be issued	L		L
12(d)	Qualification and training to conduct procurement audits	While actual technical capacity is varied, auditors are trained by the Commission on Audit to conduct procurement audits	L		L
13	Procurement appeals mechanisms are effective and efficient				
13(a)	Process for challenges and appeals	Process in place for challenges and appeals that do not delay procurement decisions. However, they are withing the procuring entity. From the procuring entity after decision on a protest, bidder required to go to judiciary	L		L
13(b)	Independence and capacity of the appeals body	Judicial body(Regional Trial Court) as administrative appellate body exists. In general, appeals body are independent. May need to strengthen capacity in adjudicating procurement cases	M	Philippine Judicial Academy to provide procurement training to judges	M
13(c)	Decisions of the appeals body	Regional trial court may issue injunctive orders	L		L

14	The country has ethics and anti-corruption measures in place				
14(a)	Legal definition of prohibited practices, conflicts of interest, and associated responsibilities, accountability and penalties	GPRA, its 2016 RIRR and previous IRR define and penalize administratively and criminally prohibited practices	L		L
14(b)	Provisions on prohibited practices in procurement documents	Procurement documents refer to prohibited practices	L		L
14(c)	Effective sanctions and enforcement systems	GPPB has an online portal of blacklisted suppliers, contractors and consultants	L		L
14(d)	Anti-corruption framework and integrity training	Comprehensive anti-corruption framework is in place. Integrity trainings conducted. However, statistics on corruption related legal proceedings and convictions are not compiled and published annually	L		L
14(e)	Stakeholder support to strengthen integrity in procurement	Civil society need to be actively engaged and capacitated to help monitor public procurement	M	GPPB-TSO to engage and capacitate civil society organisations	M
14(f)	Secure mechanisms for reporting prohibited practices or unethical behavior	There are secure, confidential and accessible channels for reporting prohibited practices. There are legal provisions to protect whistle blowers. However, follow up system needs to be improved	L		L
14(g)	Codes of conduct/codes of ethics and financial disclosure rule	Republic Act 6713 provides for the ethical standards of	L		L

		government personnel			
Consolidated findings for Pillar IV		The Philippines public procurement system has sufficient accountability, integrity and transparency mechanisms that are consistent with IFAD's PPF	L		L
Consolidated findings at country level		[to be determined by the SPO]	[to be determined by the SPO]	[to be determined by the SPO]	[to be determined by the SPO]

Integrated country risk matrix

Integrated Country Risk Matrix			
Risk type	Inherent risk	Residual risk	Mitigation measures
<p>Country context</p> <p>The economic outlook for the Philippines is broadly positive, with a solid growth trajectory despite emerging downside risks. The dual risks of conflict and natural hazards have stifled development in affected areas and test government capacity to build peace and resilience. (Risk of future unforeseen calamities exist as highlighted - <i>see fragility category</i>)</p>	Substantial	Moderate	<p>To design and implement projects that help in building strong resilient communities that have an inherent interest in collaborating and living peacefully and are able to effectively address both economic and climate risks.</p> <p>IFAD and projects remain engaged with early warning systems for calamities and take necessary actions to mitigate risks.</p>
<p>Political commitment</p> <p>The socio-political environment in the Philippines is defined by intense concentration of wealth, of markets, and of political influence contrasted by fragmentation and uneven capacity in public institutions at various levels of government. Together, these factors define the country's distinctively complex political economy.</p>	Substantial	Moderate	<p>Continuous communications between IFAD and the PH Government to be aware of emerging issues in the face of political constraints. The COSOP will focus on rural poor, women, youth, and indigenous people can have an important comparative advantage to ensure ongoing support and favorable public opinion.</p>
<p>Governance.</p>	Substantial	Moderate	<p>COSOP activities will support capacity building, strengthened management and governance mechanisms to enable these partners to effectively implement successful models</p>

Integrated Country Risk Matrix			
Risk type	Inherent risk	Residual risk	Mitigation measures
<p>The Philippines has a robust Commission on Audit and procurement standards are reviewed. There is risk of fraud and corruption at the local level that requires careful management.</p>			<p>IFAD CO to maintain transparency of operation and portfolio supervision to assess procurement and financial management regularly.</p>
<p>Macroeconomic</p> <p>The Philippines' economy was adversely hit by the COVID-19 pandemic but has rebounded to almost previous growth levels. This illustrates the steady growth pattern.</p> <p>The impact of the Russia-Ukraine conflict is expected to be temporary on Philippines relying on strong domestic economy that can withstand the adverse effects.</p> <p>Any unforeseen macroeconomic shocks may adversely affect the program but indications are that these would be short term effects.</p>	Substantial	Moderate	<p>The investment projects under the COSOP will provide measures and include contingency budgets to respond in case of economic volatility.</p> <p>CO to proactively assess the early indicators of macroeconomic shocks and manage loan and co-financing to cushion any potential adverse impacts on portfolio financing requirements.</p> <p>CO to maintain close coordination with national and regional government to make contingency plans for timely response.</p>
<p>Fragility and security</p> <p>As noted above, the Philippines is inherently fragile to climatic shocks due to its position and environment.</p> <p>Future climatic events are likely and may have substantial effects.</p>	High	Substantial	<p>CO and projects would need to follow standard emergency guidelines for calamities.</p> <p>IFAD CO to work with UNDSS to keep aware of any potential civil unrest.</p>

Integrated Country Risk Matrix			
Risk type	Inherent risk	Residual risk	Mitigation measures
Risk of insurgency of minority groups, although unlikely could affect security for project implementation.			<p>IFAD CO will engage regularly with the UN (SMT and UNCT) as well as the Government Authorities to ensure proper measures are planned and implemented adequately.</p> <p>Project interventions will be planned including Disaster response contingency fund to protect and increase the resilience of rural households against the economic and environmental shocks</p>
<p>Sector strategies and policies</p> <p>The Philippines has an active suite of policies and strategies related to the agriculture and SME sectors.</p> <p>The main risk in relation to sector strategies and policies is lack of resources for implementation.</p> <p>There are some risks in relation to land reform where there are often land ownership conflicts and land reform jurisdictions are unclear.</p> <p>For marine waters, similarly delineation is unclear and conflicts can occur.</p>	Substantial	Moderate	<p>Project designs will be aligned with existing strategies and policies but project design needs to consider the realities of resource availability for effective implementation.</p> <p>The non-lending activities such as the KLMPE and ARDKPP can assist in raising strategic and policy issues and develop dialogue and action in relation to any identified concerns.</p>

Integrated Country Risk Matrix			
Risk type	Inherent risk	Residual risk	Mitigation measures
<p>Policy alignment</p> <p>The Philippines has strong commitment to inclusion for women, IPs etc.</p> <p>There are available laws and structures that the COSOP builds on. The issues tend to arise at the local level where lack of understanding or capacity lead to barriers to inclusion and elite capture.</p>	Moderate	Low	<p>COSOP is fully aligned with PDP 2023-2028 and other government key strategy documents (i.e. NDC).</p> <p>IFAD to maintain close and ongoing dialogue with main partners particularly with NEDA and DoF as well as key donors such as ADB and WB to discuss emerging policy issues and project implications on policy areas.</p> <p>Each project will have processes built in to identify vulnerable groups at commencement, apply existing legislation and encourage good practice approaches.</p>
<p>Policy development and implementation</p> <p>There is substantial engagement of CSOs and other stakeholders in national and local policy development. There are barriers to participation of CSOs in implementation of policies. These relate to lack of access to decision-making processes and lack of resources to engagement in implementation.</p> <p>Policy implementation remain limited and not create a wider impact.</p>	Moderate	Low	<p>IFAD has been successful in engaging CSOs and POs in policy discussions. More can be done to continue this work through the lending and non-lending portfolio.</p> <p>A critical issue will be finding new mechanisms to engage CSOs in project leadership roles to help ensure implementation is appropriate to local farmers and fisherfolk.</p>

Integrated Country Risk Matrix			
Risk type	Inherent risk	Residual risk	Mitigation measures
			IFAD to work closely with ADB, WB, AFD to engage and provide technical support during the negotiation of relevant policies for loan/budgetary support with the Government to contribute, advice, and increase its impact.
<p>Environmental, social and climate context</p> <p>As noted in the SECAP review, there are many risks facing COSOP implementation that include nutrition and gender aside from the more obvious concerns on poverty, NRM management and climate change. These require targeted support as recommended in the review.</p>	High	Substantial	CO to embed SECAP review concerns within the project design to avoid SECAP concerns, and effective portfolio management processes to ensure compliance with safeguards and mitigate risks. Project infrastructure activities will consider climate proofing, disaster contingency fund to be allocated in the design, planning of NRM activities to be prioritized and integrated at the grassroots level including LGUs, capacity development will be provided, and partnership to be strengthened with relevant actors at the national and field level.
Financial management	Substantial	Substantial	IFAD to provide technical training to project staff and ensure robust supervision and coaching to address issues.

Integrated Country Risk Matrix			
Risk type	Inherent risk	Residual risk	Mitigation measures
<p>As noted in the financial and procurement risk reviews, there are substantial risks to fiduciary concerns given a relatively low level of capacity. Government staff rotation is a reason that affect the quality of project FM.</p> <p>Country TI score is 33/100 ranked 117/180 countries that is one of the significant decliners since 2014</p> <p>External debt stood at 27.2 percent of GDP as of end-2020 and is projected to decline to below 23 percent in the medium term. However, debt dynamics are sensitive to large peso depreciation and current account balance deterioration.</p>			<p>Training on IFAD FM procedure and guidance shall be provided at project start-up and during implementation.</p> <p>Project FM governed by Department's accounting unit with Finance Officer partially in charge of project FM, additional contract FO/Accountant should be recruited to ensure qualified FM staff fully dedicated to project.</p>
Organization and staffing	As above		As above
<p>Budgeting</p> <p>There is substantial risk that national budget cycles will be delayed. The Philippines has often had to proceed with a re-enacted budget due to the new budget being delayed. This causes inefficiencies in budgeted and can delay release of counterpart funding.</p>	Substantial	Moderate	<p>CO and projects to ensure that Forward Obligations are prepared well in advance and negotiate actively with oversight agencies in the advent of any delays.</p> <p>Preparation of AWPB is completed and get NOL from IFAD by the due date. AWPB is approved by Government prior to the financial year.</p>

Integrated Country Risk Matrix			
Risk type	Inherent risk	Residual risk	Mitigation measures
<p>A substantial risk within the COSOP period in the Madandas Garcia ruling that decentralizes a higher proportion of resources to LGUs. The LGUs are not currently equipped to effectively handle the increased responsibility.</p>			<p>Capacity development support will be included in the design to be provided to LGUs</p> <p>The COSOP implementation will need to be cognizant of the capacity of participating LGUs and other partners and may need to include training and orientation. This will particularly be the case for aspects of the MGR that are not yet determined.</p>
<p>Funds flow/disbursement arrangements</p> <p>Funds flow arrangements in the Philippines tend to be complex. This is complicated by the IFAD portfolio that work across multiple agencies. This often requires MoUs and joint budgeting agreements. These can be delayed and cumbersome to implement.</p> <p>Fund flow from Donor is separately transferred to Designated Account without the control of Treasury Arrangement. However rotation of MoF staff could impact on the change of WA Approver in ICP that could significantly impact the approval of replenishment.</p>	Substantial	Moderate	<p>CO needs to maintain careful review of funds flow and act rapidly when any delays are experienced. IFAD regional finance specialist should be orientated to national systems to more effectively assist when issues arise.</p> <p>Project budget plan is submitted to NEDA and DBM in advance to ensure budget for entire project duration is secured prior to the signing of Financing Agreement</p>

Integrated Country Risk Matrix			
Risk type	Inherent risk	Residual risk	Mitigation measures
<p>Slow disbursement through CI is an existing issue that should be considered during the project design.</p> <p>Start-up delays may hinder the overall performance of the projects.</p>			<p>Start up delays may be avoided through the use of retroactive financing. This will be effective immediately from the date the project has been approved by the IFAD Executive Board and NEDA until the entry into force of the Financing Agreement.</p> <p>This will allow: (i) hiring/assigning of key staff at the national level, (ii) setting up the CPMO, (iii) reviewing and firming up of the PIM, (iii) orientating the targeted regional and provincial offices, (iv) configuring and designing Accounting System (e-NGAs) to meet IFAD financial reporting requirement.</p>
<p>Country internal controls</p> <p>Each agency's Internal Audit Service or Internal Audit Unit prepares and executes an annual audit program including IFAD funded project. Audit programs are usually completed, but there are delays in completion often attributed to shortage of staff.</p>	Moderate	Low	<p>IFAD CO and specialists to maintain aware of audit processes and invest in facilitating dialogue if conflicts or delays occur.</p>

Integrated Country Risk Matrix			
Risk type	Inherent risk	Residual risk	Mitigation measures
<p>Accounting and financial reporting</p> <p>The Philippines adopted IFRS-based standards. Country Accounting and Reporting System is used for IFAD funded project. E-NGAS Accounting software is widely used for IFAD funded project with customization to meet IFAD reporting requirement.</p>	Substantial	Moderate	<p>Decentralizing project management and financial management are encouraged for increased responsiveness and faster service delivery.</p> <p>NGAS accounting software should be configured to provide project financial reports by category and component.</p>
<p>External audit</p> <p>Projects are audited by the Commission on Audit which is independent and capable to provide the annual audit report timely. The Philippines adopted IFRS-based standard since 2005</p>	Moderate	Low	CO to maintain contact when audits are required to ensure timely schedules.

Integrated Country Risk Matrix			
Risk type	Inherent risk	Residual risk	Mitigation measures
<p>Procurement issues</p> <p>Low capacity of procuring entities in procurement planning and contract management. Instances of low capacity in procurement procedures by implementing Municipal Local Government Units.</p>	Moderate	Moderate	<p>At project start up, members of bids and awards committee including their technical working groups to be given training on national procurement rules and regulations in relation to the IFAD Project Procurement Guidelines, IFAD Project Procurement Arrangements Letter, prior review requirements and contract management module in the IFAD Procurement Handbook. Project will be required to enrol procurement personnel to the IFAD BuildProc program. Project procurement personnel to be given training on IFAD CMT and IFAD OPEN.</p>