



Annual Report on Results and Impact of IFAD Operations (ARRI) Database

Briefing for IFAD Member States

11 July 2017

Background

- The first ARRI was issued in 2003.
- IFAD is one of the first multilateral development organizations to produce such a report.
- The ARRI has two objectives:
 - (i) report on results and impacts;
 - (ii) identify lessons and systemic issues.

ARRI is a synthesis of the past year's evaluations

Types of evaluations

- Corporate-level Evaluation (CLE)
- Evaluation Synthesis Report (ESR)
- Country Strategy & Programme Evaluation (CSPE)
- Impact Evaluation (IE)
- Project Performance Evaluation (PPE)
- Project Completion Report Validation (PCRv)

Methodology for evaluative evidence and data is based on the Evaluation Manual

First Edition

- Published in 2009
- Covered evaluations conducted between 2009 and 2015
- Determined the assessment of projects that completed from 2007 until 2015.

Second Edition

- Published in 2015
- Guides evaluations conducted from 2016 onwards
- Determines the assessment of projects that completed from 2011 onwards

- The methodology followed in this presentation is based on the **second edition of the Evaluation Manual**

Project evaluation criteria in PCRV, PPE, IE and portfolio performance in CSPEs

11 Evaluation criteria at the project level

Relevance

Effectiveness

Efficiency

Sustainability of benefits

Rural poverty impact

Gender equality and women's empowerment

Innovation

Scaling-up

Environment and Natural Resource Management

Adaptation to climate change

Performance of partners

**Project
Performance**

**Overall Project
Achievement**

Country strategy & programme evaluation (CSPE) criteria

Non-lending activities

- Policy dialogue
- Partnership-building
- Knowledge management
- South-South and Triangular Cooperation (when applicable)

COSOP performance

- Relevance
- Effectiveness

Government and IFAD partnership

- Portfolio performance
- Non-lending activities
- COSOP performance

Assessment against the criteria is captured quantitatively through a rating system

- Qualitative and quantitative evidence is assessed against evaluative criteria and summarized in a numeric rating from 1 to 6.
- Rating scale:

Rating	Assessment	Category
6	Highly satisfactory	Satisfactory
5	Satisfactory	
4	Moderately satisfactory	
3	Moderately unsatisfactory	Unsatisfactory
2	Unsatisfactory	
1	Highly unsatisfactory	

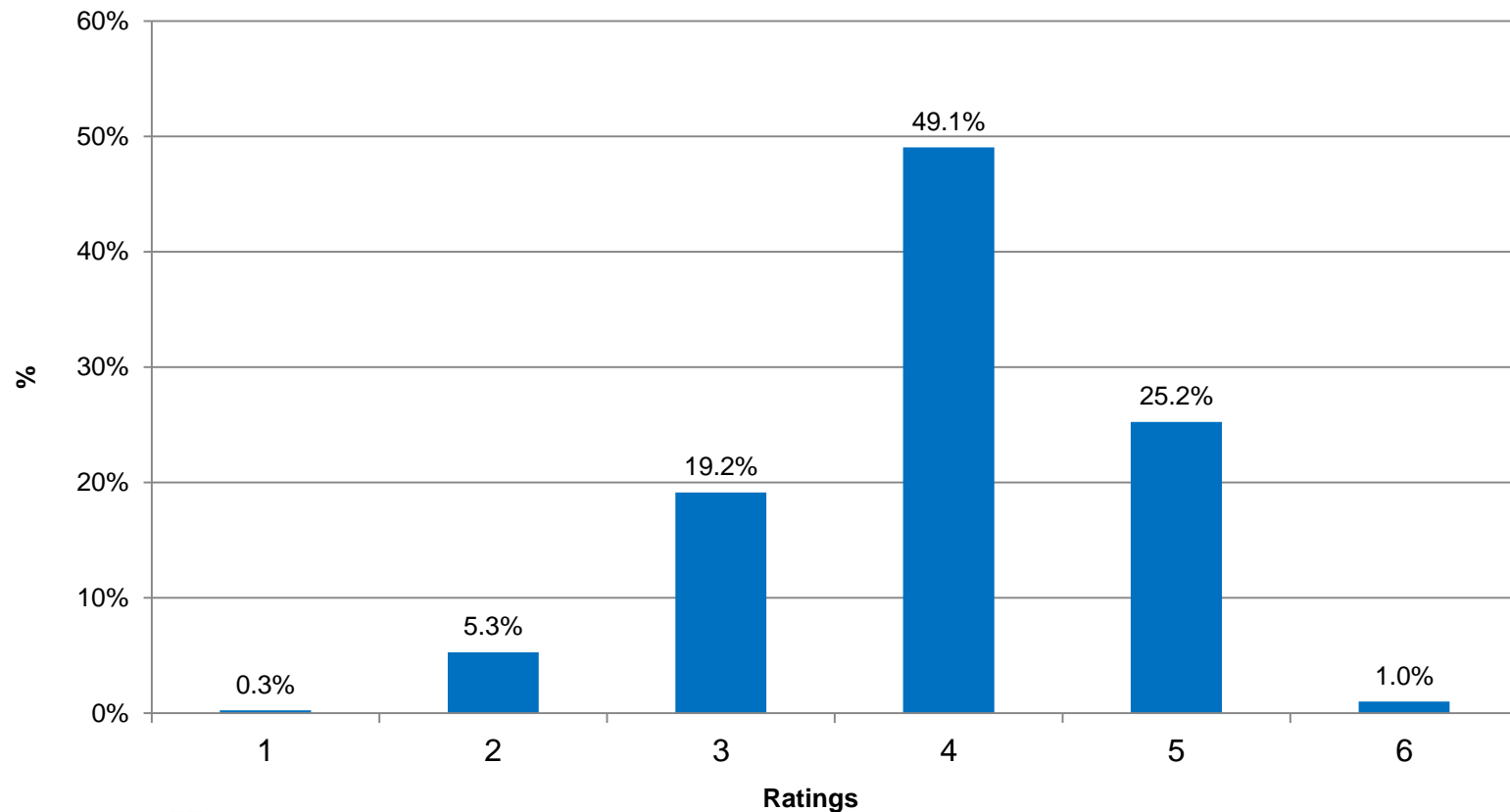
ARRI data series aggregate ratings by type of evaluation

2017 ARRI Data Series

Data Series	Sources	Time Period	Reference Year	Sample
PCR/PPE	PCR, PPE, IE	2007-2015	Completion	157 projects
Country Strategy & Programme (CSPE)	CSPE	2006-2016	Evaluation conducted	40 CSPEs
All evaluations	PCR, PPE, IE, CSPE portfolio, PEs	2000-2016	Completion	295 projects

PCR/ PPE distribution of ratings in 2017 ARRI

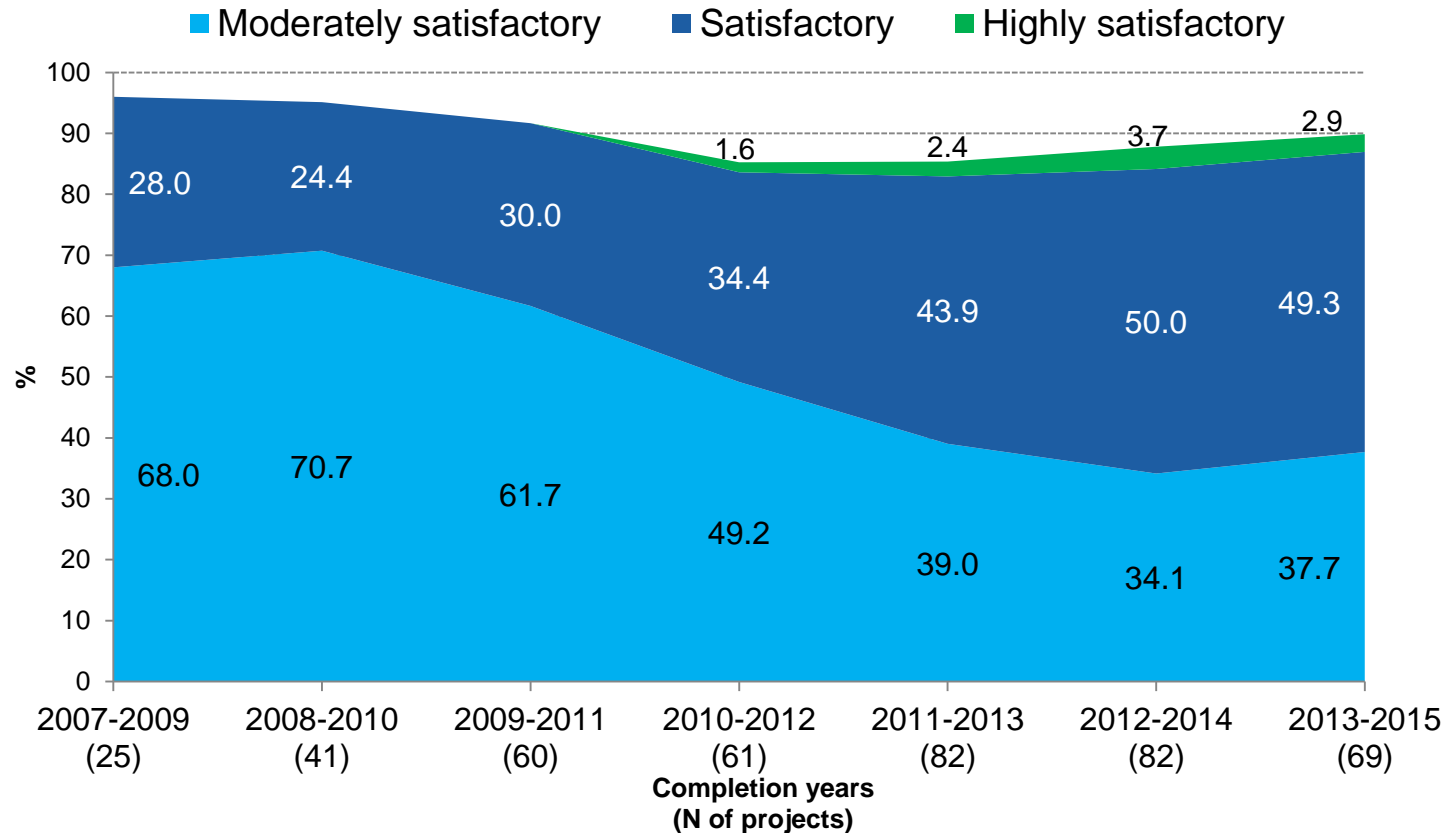
Distribution of all ratings, 2007-2015 (N= 1953)



PCR/ PPE data analysis:

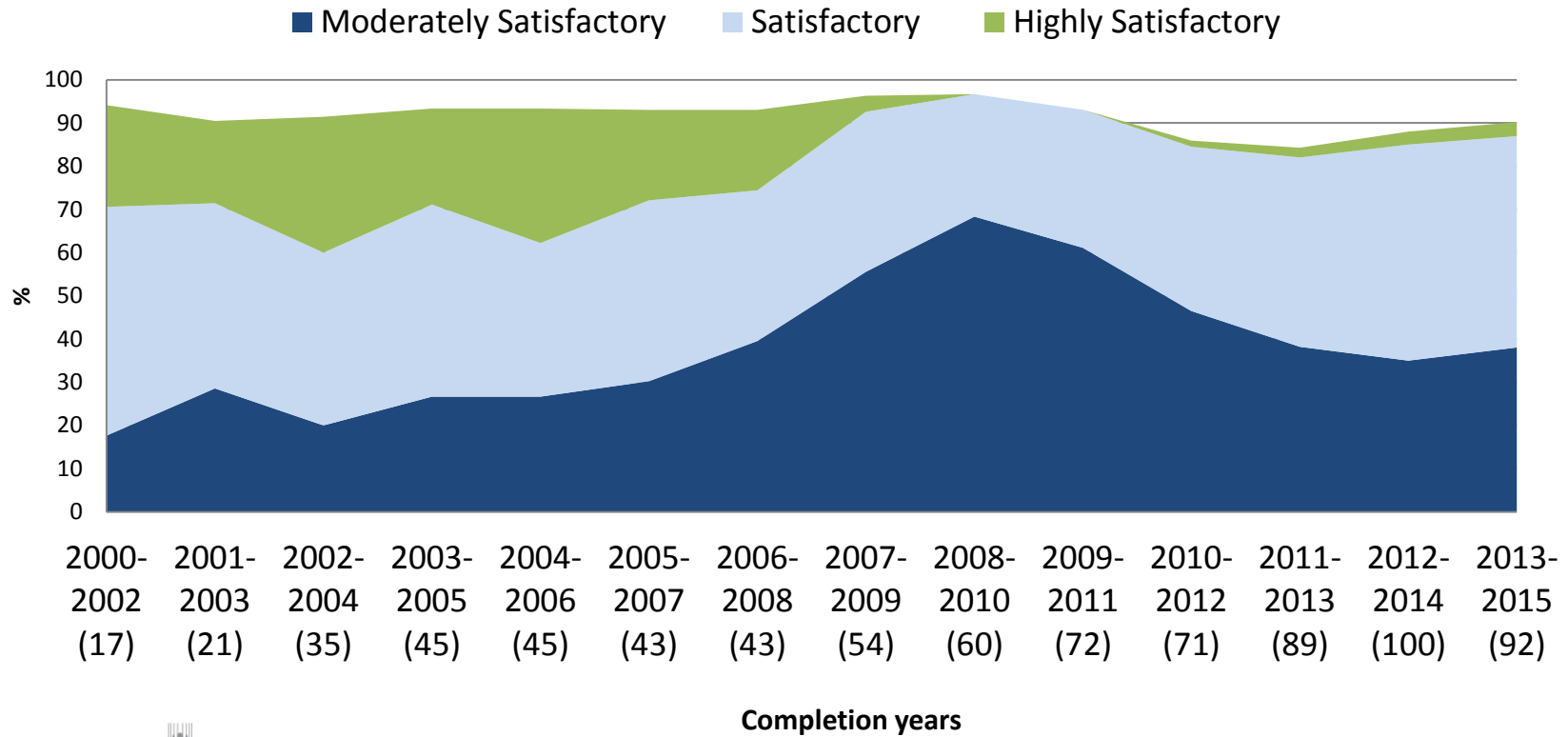
3-year moving averages from 2007 to 2015

Relevance



All evaluation data analysis: 3-year moving averages from 2000 to 2015

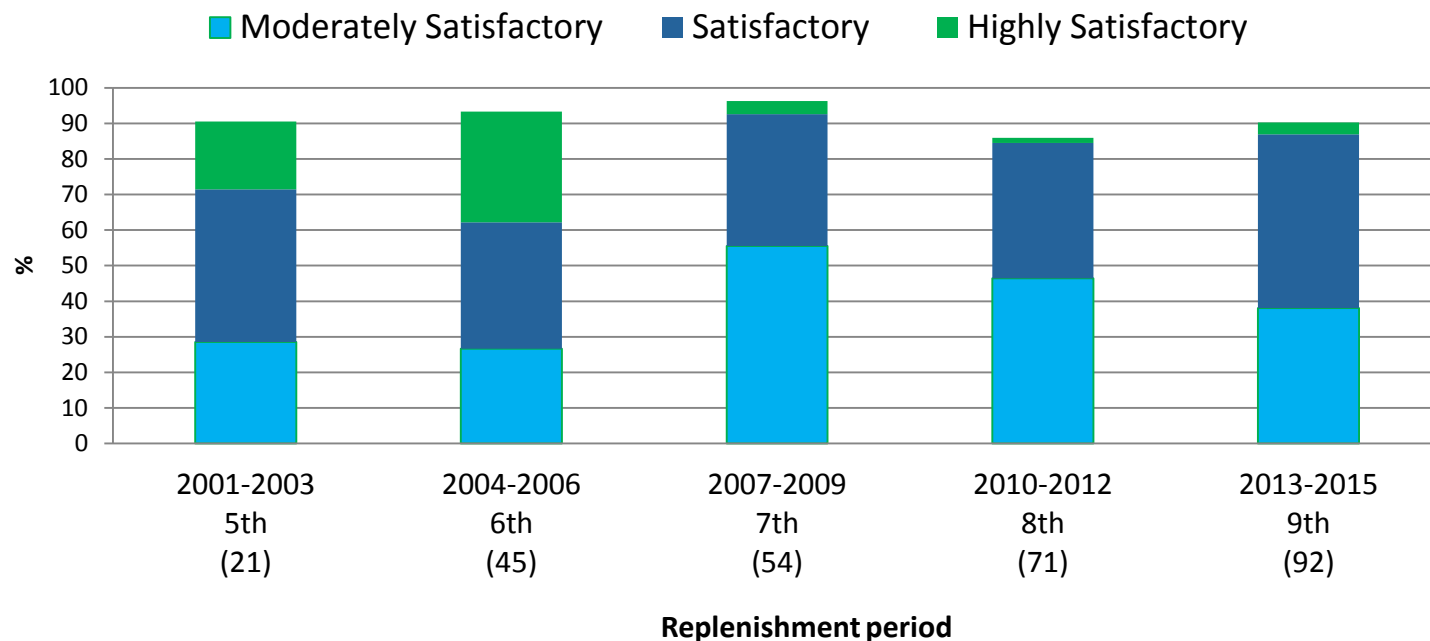
Relevance



All evaluation data analysis:

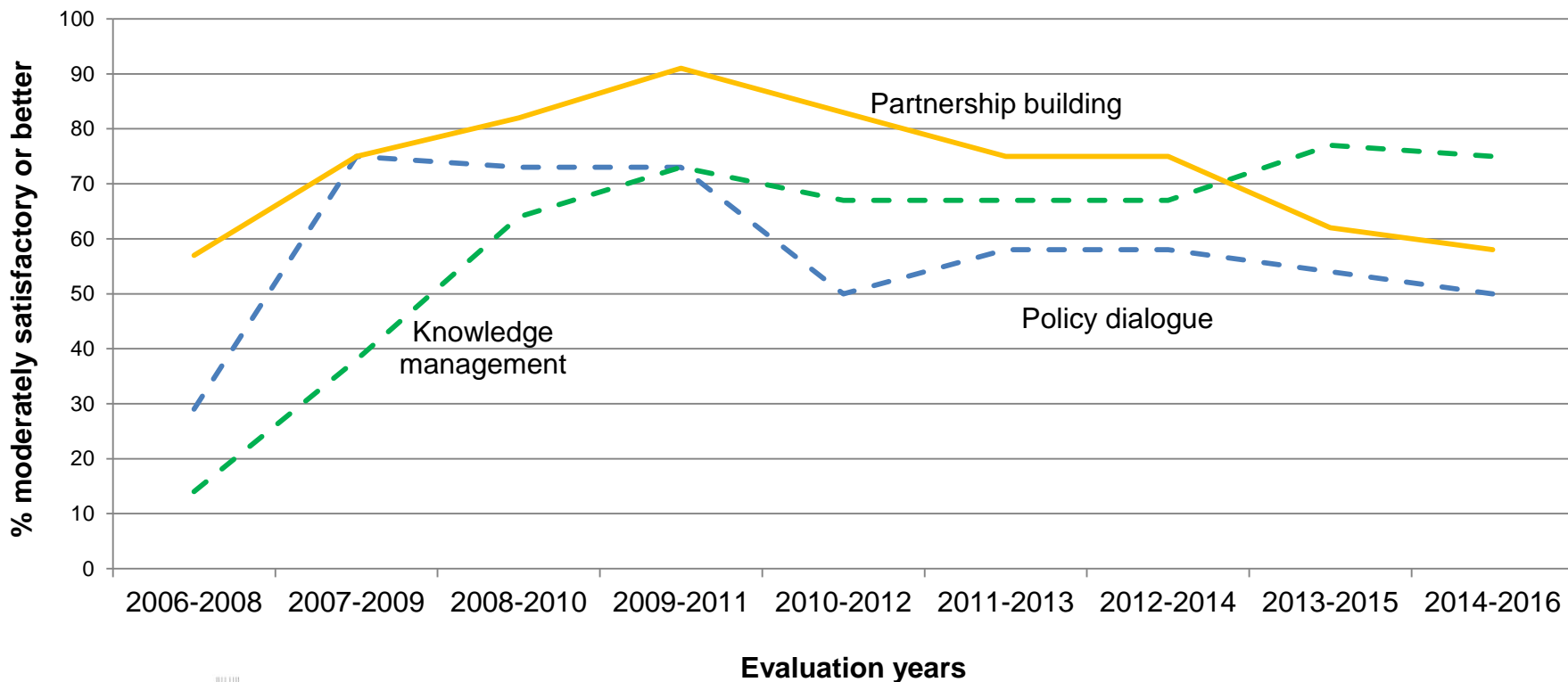
Replenishment blocks from 2001 to 2015

Relevance: All evaluation data series by year of completion- by replenishment period



Country Strategy & Programme Evaluation data analysis

- **Performance of non-lending activities**



External benchmarking with other IFIs using all evaluation data series

- External benchmarking with agricultural portfolio of other IFIs

Percentage of projects with performance rated MS +				
	<i>IFAD</i>	<i>WB</i>	<i>AsDB</i>	<i>AfDB</i>
<i>Time period</i>	<i>2002-2015</i>	<i>2002-2015</i>	<i>2002-2014</i>	<i>2002-2013</i>
2002-2015	75%	76%	65%	44%

- From 2000 to 2016, ARRI project performance was an average of relevance, effectiveness and efficiency
- In 2017 ARRI, project performance has same definition as other IFIs and includes sustainability.

Internal benchmarking based on PCRV/ PPE data series

Evaluation criteria	Mean ratings		Disconnect of mean rating
	IOE	PMD	
Relevance	4.32	4.87	-0.55
Effectiveness	3.97	4.21	-0.24
Efficiency	3.63	3.92	-0.29
Sustainability of benefits	3.67	4.00	-0.33
Project performance	3.95	4.33	-0.38
Impact (Rural poverty impact)	4.10	4.25	-0.15
Innovation	4.19	4.44	-0.25
Gender equality and women's empowerment	4.22	4.46	-0.24
Environment and Natural Resource Management	3.88	4.13	-0.25
Overall Project Achievement	3.98	4.28	-0.30
IFAD performance	4.22	4.53	-0.31
Government performance	3.83	4.11	-0.28

2017 Harmonization Agreement with Management

- Revised agreement to harmonize self-evaluation and independent evaluation systems in **two phases**:
 - (i) Criteria and their definitions in project- and country-level evaluations;
 - (ii) Systems and processes of both independent and self-evaluations.
- Objectives of harmonization for both independent and self-evaluation:
 - (i) Strengthen both systems and their complementarities;
 - (ii) Enhance evaluability of IFAD-financed interventions;
 - (iii) Ensure comparability of results;
 - (iv) Synchronize timely completion of both types of evaluations;
 - (v) Improve clarity on evaluative criteria and concepts for staff.

Revisions at project and country programme levels

Project

- **Same set of criteria and definitions for both systems:**
- Rural poverty subdomains no longer rated
- Innovation and Scaling up separate criteria
- Gender 'equality'

- **Ex post assessment of validity of assumptions at design – examining in detail Theory of Change**

Country Programme

- **IOE CSPE and Management COSOP Completion Review (CCR)** to emphasize strategic importance of COSOP performance

- Both to focus on **relevance and effectiveness of COSOP performance** and rate them

- **CCR**, if available, **substitute for PMD self-assessment** (efficiency gain)

The ARRI database is accessible to the public for learning, accountability and transparency

The screenshot shows the IFAD website interface. At the top, there is a navigation bar with links for 'Rural Poverty Portal', 'Photos', 'Videos', 'Publications', and 'Events'. To the right, there are social media icons for Facebook, Twitter, YouTube, and others. Below this is the IFAD logo and a search bar with filters for 'Choose country or region...' and 'Search by topic...'. A dark blue navigation bar contains links for 'Home', 'Who we are', 'What we do', 'Where we work', 'Topics we cover', 'Our stories', 'Newsroom', and 'Evaluation'. The main content area is titled 'IFAD's independent evaluation ratings database' and includes a sidebar with navigation links like 'Overview', 'About office of evaluation', and 'Policy and methodology'. The main text describes the Independent Office of Evaluation of IFAD (IOE) and its database, mentioning that it contains ratings for 251 projects evaluated by IOE. A right sidebar offers options to 'Download' the 'Excel database' and provides links to various evaluation manuals and policies.

- link: [Excel database](https://www.ifad.org/evaluation/policy_and_methodology/tags/1852158) - https://www.ifad.org/evaluation/policy_and_methodology/tags/1852158

Questions & Answers

