

Cote du document: EC 2016/94/W.P.6
Point de l'ordre du jour: 7
Date: 15 septembre 2016
Distribution: Publique
Original: Anglais

F



Investir dans les populations rurales

Rapport de synthèse d'évaluations sur l'accès des petits exploitants aux marchés

Note aux membres du Comité de l'évaluation

Responsables:

Questions techniques:

Oscar A. Garcia

Directeur
Bureau indépendant de l'évaluation du FIDA
téléphone: +39 06 5459 2274
courriel: o.garcia@ifad.org

Fumiko Nakai

Fonctionnaire principale chargé de l'évaluation
téléphone: +39 06 5459 2283
courriel: f.nakai@ifad.org

Transmission des documents:

William Skinner

Chef du Bureau des organes directeurs
téléphone: +39 06 5459 2974
courriel: gb_office@ifad.org

Comité de l'évaluation — Quatre-vingt-quatorzième session
Rome, 13 octobre 2016

Pour: **Examen**

Table des matières

Remerciements	ii
Résumé	iii
Appendice	
Main report – Evaluation synthesis on smallholder access to markets (Rapport principal – Synthèse d'évaluations sur l'accès des petits exploitants aux marchés)	1

Remerciements

L'élaboration de ce rapport de synthèse d'évaluations a été dirigée par Louise McDonald, précédemment fonctionnaire chargée de l'évaluation au Bureau indépendant de l'évaluation du FIDA (IOE), sous la supervision d'Ashwani Muthoo, ancien Directeur adjoint d'IOE, et avec des contributions de Marc de Sousa-Shields, consultant, IOE, et Prashanth Kotturi, consultant et Analyste de recherche en évaluation, IOE. Loulia Kayali, précédemment Adjointe à l'évaluation, IOE, et Maria Cristina Spagnolo, Adjointe à l'évaluation, IOE, ont assuré le soutien administratif.

IOE remercie la direction et le personnel du FIDA pour leurs contributions et leurs observations.

Résumé

A. Contexte

1. Conformément à la décision prise en 2014 par le Conseil d'administration, le Bureau indépendant de l'évaluation du FIDA (IOE) a préparé un rapport de synthèse d'évaluations consacré aux interventions du FIDA ayant pour objet d'appuyer l'accès des petits exploitants aux marchés (APEM). Cette entreprise montre à quel point la participation des petits exploitants aux marchés nationaux et internationaux de produits alimentaires est importante pour l'amélioration des revenus et de la sécurité alimentaire.
2. Bien que pour la plupart pauvres ou extrêmement pauvres, les petits exploitants agricoles sont à l'origine d'une part substantielle de la production alimentaire mondiale et constituent donc d'importants acteurs dans les systèmes mondiaux de production alimentaire. L'amélioration de leurs conditions économiques et sociales est par conséquent tout aussi essentielle pour leur propre bien-être et celui de leurs communautés que pour la sécurité alimentaire locale, nationale et mondiale. Outre les considérations politiques, économiques et sociales spécifiques à chaque pays, les petits exploitants jouent aussi un rôle clé dans l'amélioration de la durabilité des ressources naturelles, le développement des économies rurales non agricoles et le renforcement des liens entre zones rurales et urbaines. Malgré leur importance, toutefois, les petits exploitants se voient dans une large mesure refuser l'accès aux marchés les plus lucratifs.
3. La croissance des marchés alimentaires nationaux et mondiaux représente une occasion pour les petits exploitants. Ces marchés peuvent toutefois être imprévisibles, en partie à cause des effets du changement climatique, des catastrophes naturelles périodiques et de la volatilité des prix des produits de base. On s'attend à ce que le changement climatique ait pour effets une réduction de la disponibilité en eau et en terre arable, et une réduction de la biodiversité, exposant les petits exploitants dans le même temps à d'autres défis environnementaux plus localisés. Ces menaces et ces défis soumettent à des tensions croissantes des gouvernements déjà surchargés, ce qui pourrait accroître l'exode rural, la marginalisation, les tensions et les conflits sociaux.
4. Un meilleur accès aux marchés peut aider les petits exploitants à renforcer leurs actifs et à accroître leurs revenus. L'expérience montre qu'un appui aux petits exploitants, même modeste, peut sensiblement améliorer les rendements de toute une gamme de cultures commerciales et de subsistance. L'adoption de systèmes de production plus durables peut avoir un impact positif sur le sol, l'eau et les émissions/la séquestration du carbone, conduisant à des résultats environnementaux de grande portée et potentiellement rémunérateurs. Enfin, selon un groupe de haut niveau du Comité de la sécurité alimentaire mondiale, si les petites exploitantes avaient le même accès que les hommes aux ressources productives, les rendements des exploitations augmenteraient, d'après les estimations, de 20% à 30%, de sorte que 100 millions à 150 millions de personnes pourraient ne plus souffrir de la faim.
5. La demande mondiale croissante de produits alimentaires offre aux petits exploitants la possibilité d'obtenir davantage de bénéfices de leur participation aux marchés. Toutefois, les petits exploitants agricoles sont généralement incapables de tirer pleinement parti du développement de nouveaux marchés, étant donné qu'ils manquent souvent d'un accès sûr à la terre et à l'eau, aux intrants, aux fonds de roulement et au financement d'actifs, à des liens efficaces avec les marchés, et à une information impartiale et en temps réel sur le marché. Ils disposent rarement des moyens de négocier équitablement sur les marchés ou de la capacité d'influencer les politiques nationales, régionales et mondiales qui les affectent.

6. L'accès des petits agriculteurs pauvres aux marchés a été reconnu dès 2001 comme l'un des domaines essentiels d'appui du FIDA, date à laquelle sa publication phare, le *Rapport sur la pauvreté rurale*, y a fait une référence explicite. Depuis lors, l'APEM est demeuré un élément clé des cadres stratégiques successifs du FIDA. Au cours des 15 dernières années, les savoirs institutionnels sur ce thème ont augmenté de façon significative au sein du FIDA, et le thème est abordé dans un nombre croissant de projets. Les interventions se sont diversifiées et ont évolué, et le FIDA a accumulé une expérience considérable. Le présent rapport de synthèse d'évaluations a pour objet de rendre compte de l'évolution de la réflexion du FIDA sur l'accès des petits exploitants aux marchés, ainsi que de l'expérience et des enseignements pertinents tirés des programmes.

B. Objectifs, méthodologie et processus de l'évaluation

7. **Objectifs et questions clés.** La présente synthèse d'évaluations a pour objectifs: i) d'examiner et d'analyser les évaluations, par IOE, des programmes d'APEM appuyés par le FIDA afin de recenser les facteurs de réussite, les contraintes et les opportunités en vue de futurs engagements; et ii) de recenser les enseignements tirés et de formuler des recommandations visant à améliorer l'approche du FIDA en matière d'APEM. Le travail a été guidé par une question fondamentale: dans quelle mesure les interventions financées par le FIDA concernant l'accès des petits exploitants aux marchés ont-elles répondu aux objectifs institutionnels du FIDA en matière de réduction de la pauvreté rurale? Dans le cadre général de cette question fondamentale, cinq questions clés sont posées pour générer des perspectives spécifiques sur les intérêts stratégiques du FIDA et sur ses pratiques opérationnelles:
- i) **Ciblage.** Pour qui l'accès au marché est-il devenu possible, et quel a été le caractère de l'interaction entre les petits exploitants et le marché?
 - ii) **Partenariats/institutions/questions relevant des pouvoirs publics.** Comment les stratégies de partenariat, le renforcement des capacités des institutions, et l'élaboration des politiques des pouvoirs publics ont-ils affecté l'accès aux marchés?
 - iii) **Infrastructure.** Comment l'infrastructure affecte-t-elle l'accès aux marchés?
 - iv) **Finance.** Comment le secteur financier a-t-il réagi aux demandes et aux besoins financiers du groupe cible en termes de production et d'accès au marché?
 - v) **Production, sécurité alimentaire et nutrition.** Comment le type de produit/production et de potentiel de revenu affecte-t-il l'accès des petits exploitants aux marchés, et cet accès se traduit-il par une sécurité alimentaire accrue et une meilleure nutrition pour les ruraux pauvres (par exemple, choix du type de production, c'est-à-dire production commerciale ou production de subsistance)?
8. Les questions de l'égalité des sexes et les questions environnementales (gestion des ressources naturelles et changement climatique) sont d'une importance capitale pour l'atténuation de la pauvreté rurale, et leur rôle dans les programmes d'appui à l'accès des petits exploitants au marché est aussi évalué.
9. **Méthodologie et portée.** Le présent rapport de synthèse d'évaluations s'appuie sur des sources secondaires, principalement des évaluations réalisées par IOE, des validations de rapports d'achèvement de projet et – dans une mesure limitée – de la documentation et des études de recherche sur l'APEM, provenant aussi bien du FIDA que de sources extérieures. L'examen de la documentation avait pour but de fournir des orientations et des points de réflexion pour la synthèse d'évaluations, et d'élaborer une théorie du changement. L'examen a aussi porté sur les politiques

institutionnelles du FIDA, ses cadres stratégiques, et sur des documents d'orientation technique.

10. La synthèse a été l'occasion d'examiner différents types d'évaluations d'activités/programmes en rapport avec l'APEM entreprises par IOE entre 2005 et 2015. Après un examen minutieux, un échantillon de 39 programmes comportant une importante composante d'APEM a été retenu en vue d'une analyse détaillée. L'échantillon couvrait toutes les régions, bien que certaines régions (en particulier l'Afrique orientale et australe) étaient davantage représentées que les autres. Le budget moyen des programmes inclus dans l'échantillon était de 31,9 millions d'USD. Le pourcentage moyen du budget du programme consacré à l'APEM était de 50%, la fourchette allant de 15% à 85%.
11. En prenant pour base les meilleures pratiques et l'expérience du FIDA dans le domaine de l'accès des petits exploitants aux marchés, des caractéristiques communes aux programmes ont été recensées en rapport avec les cinq questions. L'échantillon a été analysé afin de déterminer quelles caractéristiques étaient présentes dans chaque programme. Ensuite, les notes attribuées par IOE pour la pertinence, l'impact et la durabilité ont été compilées pour les programmes échantillonnés, et les notes moyennes ont été calculées pour différentes caractéristiques de programmes. Cet exercice avait pour but de juger de l'importance de chaque caractéristique pour la pertinence, l'impact et la durabilité du programme.

C. Principales conclusions

12. **Ciblage.** Il a été observé que les programmes en matière d'APEM sont utiles aux ruraux pauvres dans la quasi totalité des cas, et qu'ils mettent souvent expressément l'accent sur les pauvres exerçant une activité économique. L'approche la plus courante consiste à cibler des zones géographiques spécifiques, démarche combinée, dans nombre de cas, avec le choix de types spécifiques de produits ou de filières. La participation des petits exploitants aux programmes dans lesquels le ciblage est défini de manière géographique repose souvent sur un processus implicite d'auto-sélection de l'agriculteur ou de l'entrepreneur. Les programmes répondant aux contextes et aux besoins spécifiques locaux sont ceux qui ont obtenu les meilleures notes des points de vue de la pertinence et de l'impact.
13. Les programmes ciblent fréquemment les pauvres dans des zones assez vastes et diverses et avec des populations aux besoins hétérogènes. Les meilleurs résultats ont été obtenus là où la souplesse des activités/outils d'intervention permettait une adaptation aux besoins locaux. Cela ne s'est toutefois pas produit dans tous les cas, et il n'y a pas eu, non plus, beaucoup de mise en concordance ciblée entre les possibilités et les besoins. Lorsque le ciblage a été axé, de manière systémique, sur les filières, les résultats ont été sensiblement meilleurs que lorsqu'il était simplement axé sur l'appui à la production, à la productivité et à la commercialisation de cultures/produits de base spécifiques.
14. **Partenariats, institutions et politiques.** Une bonne définition des rôles et des responsabilités, et des incitations appropriées conçues pour motiver et appuyer l'autonomisation, le développement des capacités et l'accès au marché des petits exploitants, ont été essentielles pour la réussite des partenariats de programme. Les partenaires "bien informés du marché" ou "axés sur le marché" ont eu généralement un plus grand impact et une plus grande pertinence, alors que les programmes où les interventions étaient dirigées par le secteur public ont généralement obtenu des notes inférieures en matière de pertinence, d'impact et de durabilité. Dans les exemples couronnés de succès, les partenariats de programme étaient facilités par l'appui du secteur public auquel s'ajoutait la motivation du profit du secteur privé, en particulier lorsque les institutions

publiques et autres parties prenantes étaient efficaces, transparentes et responsables devant les petits exploitants.

15. **Infrastructure.** Dans un sens général, le paquet d'éléments de développement de l'infrastructure définit souvent l'efficacité, l'impact et la durabilité des programmes d'APEM. La synthèse a constaté l'existence d'une longue liste d'appuis à l'infrastructure employés, depuis les infrastructures physiques relatives à la production (irrigation, par exemple, ou rétention du sol) et le marché (routes et marchés, par exemple) jusqu'aux infrastructures immatérielles (par exemple le renforcement des capacités des paysans et de leurs groupes, l'information sur le marché ou le développement d'entreprises).
16. Bien que divers types d'appui à l'infrastructure aient été recensés, aucun ensemble particulier n'a été considéré comme plus efficace que les autres. En fait, les interventions pertinentes ont été normalement élaborées sur la base d'une analyse socio-économique approfondie des contextes locaux et des populations cibles. Les programmes obtenant des impacts positifs ont généralement bénéficié d'activités de renforcement des capacités ou d'autonomisation des petits exploitants et d'un appui à l'infrastructure physique de marché (routes de desserte en particulier). D'autre part, les investissements dans le développement d'infrastructures ont souvent été confrontés à des problèmes liés au choix de la séquence chronologique adéquate des intrants et des activités du programme, qui ont réduit l'efficacité d'ensemble du programme, son impact et sa durabilité, indépendamment de sa pertinence.
17. **Finance.** Les interventions appuyant ou associant le secteur financier sont courantes dans les programmes d'APEM. De nature diverse et utilisant une large gamme de sources de financement, leurs résultats programmatiques sont toutefois mitigés. Lorsque les institutions financières participantes sont établies et axées sur le marché, les résultats sont souvent substantiels. L'inverse a été observé dans la plupart des programmes pilotés par le secteur public. Lorsque le financement répond aux besoins des petits exploitants, en particulier par l'intermédiaire d'organisations financières de type coopératif, tant la pertinence que l'impact du programme sont jugés remarquables. On n'a trouvé que peu de données factuelles permettant de déterminer si les produits et services financiers étaient adaptés aux besoins locaux. Cette question devra retenir l'intérêt à mesure que des services financiers nouveaux et innovants (par exemple les services bancaires itinérants et en agence) commenceront à atteindre les zones rurales.
18. **Sécurité alimentaire et nutrition.** Dans les programmes visant à améliorer l'accès des petits exploitants aux marchés, on attend souvent des agriculteurs qu'ils modifient le mode de gestion de leurs activités productives pour accroître les bénéfices qu'ils retirent de l'agriculture. Cela peut signifier, pour les petits exploitants, risquer le peu qu'ils possèdent, avec des conséquences pouvant être sérieuses pour leur sécurité alimentaire. Ce risque est pourtant rarement pris en compte dans les documents de conception des programmes d'APEM. Alors que les objectifs de sécurité alimentaire et de nutrition sont présents dans la quasi totalité des programmes, peu d'objectifs sont mesurables ou fondés sur des calculs transparents de récompense du risque concernant la sécurité alimentaire des petits exploitants. Là où il est probable que les programmes aient contribué à améliorer la sécurité alimentaire, il a été difficile d'évaluer l'ampleur du changement et de l'impact en l'absence de cibles spécifiques ou d'une solide capacité de suivi-évaluation.
19. **Égalité des sexes.** Les besoins spécifiques des femmes et les contraintes auxquelles elles doivent faire face n'ont pas toujours été suffisamment analysés et intégrés à la conception et à la planification des programmes. Cependant, la performance en matière d'égalité des sexes a obtenu une note élevée dans plusieurs cas: programmes axés sur le développement de microentreprises; interventions visant à améliorer la réactivité des parties prenantes institutionnelles;

et institutions financières coopératives et non bancaires sensibles aux besoins différents des femmes et des hommes.

20. **Gestion des ressources naturelles.** La gestion des ressources naturelles est rarement mentionnée comme résultat principal d'un programme, et constitue habituellement, au mieux, une petite partie d'un ensemble plus vaste d'activités. Lorsque ce point est inclus et évalué, l'impact sur l'environnement et les ressources naturelles est généralement positif, et même très bon dans plusieurs cas. La synthèse a constaté – observation cohérente avec l'évolution de la réflexion et de la pratique en matière d'APEM – que les interventions axées sur le lien entre l'accès des petits exploitants au marché et la gestion durable des ressources naturelles sont particulièrement prometteuses.

D. Conclusions

21. Parmi les éléments clés des programmes d'APEM réussis, on a relevé notamment une solide analyse socio-économique, des interventions répondant à des besoins spécifiques, un développement adéquat des capacités des petits exploitants, une analyse du marché et une approche axée sur le marché, et le choix de la séquence chronologique appropriée des activités du programme. L'appui du FIDA à l'accès des petits exploitants au marché a évolué jusqu'à inclure une gamme d'approches pour améliorer l'accès, et ces évolutions ont aussi été appuyées par une série de documents relatifs aux stratégies et aux politiques du FIDA. Les programmes du FIDA en matière d'APEM ciblent principalement les ruraux pauvres et leurs sont utiles, souvent en mettant précisément l'accent sur les pauvres exerçant une activité économique. Les meilleurs résultats sont observés lorsque les programmes autonomisent les petits exploitants pour qu'ils puissent surmonter les obstacles à l'accès au marché par le biais d'un ensemble d'incitations et d'outils de gestion du risque.
22. La performance des programmes d'APEM en matière d'égalité des sexes a obtenu des notes élevées lorsque cette question a été intentionnellement intégrée à la conception et à l'exécution, et/ou lorsque les interventions comprennent des activités facilitant naturellement la participation des femmes (les microentreprises, par exemple). Toutefois, les contraintes auxquelles doivent faire face les femmes et leurs besoins spécifiques n'ont pas toujours été suffisamment analysés et intégrés à la conception et à la planification des programmes. Dans de nombreux cas, les programmes d'APEM ne précisent ni résultats ni effets en rapport avec la problématique hommes-femmes.
23. Lorsque les programmes d'APEM prêtent attention aux questions relatives à la gestion des ressources naturelles, les résultats sont souvent très bien notés. Toutefois, même quand les programmes comprennent des activités en rapport avec l'environnement et la gestion des ressources naturelles, nombre d'entre eux ne précisent pas de résultats ni d'effets programmatiques spécifiques dans ces domaines.
24. L'amélioration de l'accès aux marchés ne suffit pas nécessairement, à elle seule, à renforcer la sécurité alimentaire. L'ampleur de l'impact des programmes d'APEM sur la sécurité alimentaire a été difficile à estimer en raison du volume limité de données disponibles pour l'évaluation et de gains non attribuables. Peu de programmes ont précisé la manière dont la sécurité alimentaire serait améliorée, et il n'y a pas eu de réflexion suffisante à propos des risques que pourraient encourir les petits exploitants du fait d'une modification des stratégies économiques traditionnelles, notamment la production alimentaire pour la consommation du ménage.
25. Toutes les interventions comportent quelques activités de développement d'infrastructures physiques, comme des routes de desserte. Afin d'optimiser les avantages de ces investissements, les petits exploitants doivent aussi avoir accès à

l'infrastructure immatérielle de développement des capacités, comme les systèmes d'information sur la formation des prix/les produits. On a également constaté l'importance du choix en temps opportun de la séquence chronologique des investissements et des intrants (matériels et immatériels) du programme et des plans de durabilité appropriés.

26. Les interventions ont davantage d'impact et de pertinence quand les partenaires du programme sont plus orientés vers le marché. Lorsque les partenaires de développement, qu'ils soient issus du secteur public ou internationaux (y compris le FIDA) jouent un rôle de facilitation (et, à l'occasion, un rôle actif dans la gouvernance et la gestion du programme), l'exécution du programme a une plus grande probabilité d'être efficace. D'autre part, dans les programmes comprenant des interventions dirigées par le secteur public, les notes sont généralement inférieures sur les plans de l'impact, de la durabilité et de la pertinence.
27. Les programmes d'APEM comportent fréquemment un appui au secteur financier. Là où les institutions financières sont de type commercial et axées sur le marché, les résultats sont généralement supérieurs. En revanche, lorsque les services financiers sont gérés par un programme ou par l'État, la performance est irrégulière, mais dans la plupart des cas moins satisfaisante.

E. Recommandations

28. La présente synthèse d'évaluations formule trois grandes recommandations à l'intention du FIDA.
29. **Recommandation 1: investir dans l'amélioration de la conception des programmes d'APEM en portant l'attention voulue à la dynamique du marché.** La réussite des interventions exige qu'il y ait, dans le programme, de solides éléments constitutifs qui non seulement permettent de recenser les obstacles à l'accès au marché et de chercher à y apporter des réponses, mais aussi intègrent une bonne compréhension de la dynamique et des tendances du marché, des partenaires bien informés du marché et une gestion du programme à l'écoute du marché. Le FIDA devra veiller à ce que les programmes qu'il finance soient – aussi bien dans la conception que dans l'exécution – fondés sur des approches axées vers le marché, et que ses principaux partenaires du secteur public jouent leur rôle en facilitant l'instauration d'un régime réglementaire et d'un contexte opérationnel équilibrés.
30. Il conviendra de réfléchir attentivement à la détermination de la séquence chronologique adéquate des intrants et des activités du programme, et à leur exécution efficace et en temps opportun. Le FIDA devra également porter l'attention voulue à l'intégration de la souplesse dans les programmes, pour faire en sorte qu'ils réagissent aux conditions du marché et aux débouchés, à mesure qu'ils évoluent. Le domaine transversal que constitue la gestion des ressources naturelles et l'environnement devrait être intégré de manière plus systématique dans la conception des programmes, au-delà de l'approche visant à "ne pas nuire".
31. **Recommandation 2: concevoir, dans le cadre du programme, des activités adaptées aux besoins de groupes spécifiques, en prenant en considération les risques auxquels ils sont confrontés.** L'adaptation des interventions à des groupes spécifiques – qu'ils soient définis par microrégions, produits de base, systèmes de production, ou ressources et capacité – exige une évaluation approfondie des besoins spécifiques des parties prenantes et, point essentiel, des risques associés à la participation aux marchés et de leurs attentes en termes de bénéfices. Il conviendra aussi, dans la conception et l'exécution du programme, de prendre dûment en considération les contraintes et les possibilités sexospécifiques. Il faudra recenser les obstacles spécifiques empêchant les femmes d'avoir accès aux marchés dans différents contextes, et d'intégrer les mesures à prendre pour surmonter ces obstacles.

32. **Recommandation 3: veiller à ce que les systèmes de suivi-évaluation du programme comportent des indicateurs bien définis et opérationnels en matière de sécurité alimentaire, de nutrition et d'accès au marché.** Étant donné que les programmes d'APEM impliquent souvent des risques pour les petits exploitants dans le contexte de marchés alimentaires en rapide évolution, il est essentiel d'assurer un suivi efficace et en temps opportun des activités d'APEM, de leurs résultats et de leurs effets pour assurer et maintenir la pertinence du programme et optimiser les avantages des parties prenantes. Il est également important de disposer de cibles et d'indicateurs clairs relatifs aux résultats et à l'impact, y compris pour la sécurité alimentaire et la nutrition. En outre, le point de vue sexospécifique devra être intégré aux outils de suivi et d'évaluation, pour rendre compte de la participation des femmes et des hommes aux différentes activités économiques sur les marchés formels et informels, de leurs conditions contractuelles, le cas échéant, et de leur accès aux services financiers.

Main report

Evaluation synthesis on smallholder access to markets

Contents

Abbreviations and acronyms	2
I. Introduction	3
A. Background and context	3
B. Scope of the synthesis	6
C. Overview of syntheses methodology	7
D. Evaluation synthesis limitations	9
E. Structure of the synthesis	9
II. Overview of SAM development theory and practice	10
A. SAM intervention theory	10
B. SAM project intervention challenges	11
C. SAM Theory of Change	13
D. Overview of IFAD's SAM experience	14
E. Overview of key questions	18
III. Synthesis of IOE evaluations	22
A. Sample description	22
B. Synthesis findings by key question	23
C. Gender equality and natural resource management	41
D. Summary of key question findings	44
E. SAM typology	45
IV. Lessons learned	49
V. Conclusions and recommendations	51
A. Conclusions	51
B. Recommendations	53
Annexes	
I. Smallholder access to markets: theory of change	55
II. Programme Sample	56
III. Typology scoring system	58
IV. List of key persons met	59
V. Bibliography	60

Abbreviations and acronyms

CLE	corporate-level evaluation
CPE	country programme evaluation
ESR	evaluation synthesis report
IOE	Independent Office of Evaluation of IFAD
ILO	International Labour Organization
MBFI	member-based financial institutions
NGO	non-governmental organization
PPA	project performance assessment
PCR/V	project completion report validation
SAM	smallholder access to markets
ToC	theory of change

Evaluation synthesis report

Smallholder access to markets

I. Introduction

1. As decided by the Executive Board in its 113th session (December 2014), the Independent Office of Evaluation of IFAD (IOE) undertook an evaluation synthesis on IFAD's interventions in smallholder access to markets (SAM) looking at the past ten years (2005 to 2015) to identify progress and lessons learned. (See box 1 for the definition of smallholder).
2. Evaluation synthesis reports are knowledge products that aim to enhance the general understanding of a particular topic; synthesis' bring together evidence-based observations from a variety of IOE documents highlighting significant and substantial findings, and in doing so, identify and raise strategic issues for further consideration by IFAD Management and governing bodies. In this way, they facilitate wider use of evaluation findings by identifying and capturing accumulated knowledge and good practices on common themes across a variety of situations and sources. Synthesizing existing evaluation evidence allows ESRs to contribute to learning and improved decision-making processes in an effective way.
3. The SAM synthesis, as a result, focused on highlighting the different contexts and approaches to SAM, the diversity of intervention experiences, lessons learned and practical suggestions for future innovation. The synthesis also sought to identify the contributions of SAM to reduced food insecurity, increased nutrition, incomes/assets and rural poverty reduction.

A. Background and context

4. The "Agreement Establishing IFAD" was adopted by the United Nations Conference on 13 June 1976 in Rome. Article 2 of this document states: "The objective of the Fund shall be to mobilize additional resources to be made available on concessional terms for agricultural development in developing Member States. In fulfilling this objective the Fund shall provide financing primarily for projects and programmes specifically designed to introduce, expand or improve food production systems and to strengthen related policies and institutions within the framework of national priorities and strategies, taking into consideration: the need to increase food production in the poorest food deficit countries; the potential for increasing food production in other developing countries; and the importance of improving the nutritional level of the poorest populations in developing countries and the conditions of their lives".
5. Since then, IFAD has made amendments to the Agreement Establishing IFAD as global trends in technology, finance, the environment and markets have rapidly and continuously altered the way food is produced, marketed and consumed. IFAD's adaptation to this constant change is reflected in evolving strategic frameworks which strive to address new challenges to and opportunities for meeting its institutional objective of bettering the life of the rural poor.
6. In the 2001 Rural Poverty Report, IFAD identified four key factors for poor smallholders to benefit from rural development including the need for assets, technology, institutional arrangements and access to markets. The report also found smallholders were inadequately equipped to manage the challenges of new technologies and markets.
7. In February 2003, the discussion paper "Promoting Market Access for the Rural Poor in Order to Achieve the Millennium Development Goals " prepared for the Twenty-fifth Session of IFAD's Governing Council noted IFAD's commitment to "the objective of improving the rural poor's access to markets, and in this context, is seeking ways to:

- Effectively increase the market share of the rural poor and improve the terms in which they participate in markets;
 - Achieve greater market access and market development for the rural poor; and
 - Effectively improve at national, regional and international levels the rules of trade in favour of the rural poor".
8. The discussion paper set the framework for engaging in SAM within the context of IFAD's Strategic Framework for 2003 to 2006. The paper also reported that "the proportion of projects with a specific 'marketing' component fell from 30 per cent between 1981 and 1985 to only 12 per cent between 1991 and 1995". However, the proportion of projects with objectives or notable components relating to markets, increased from 18 per cent in the period 1991-1995 to 38 per cent in the period 1999-2001. The paper identifies a nascent knowledge base on access to market related themes of finance, information, infrastructure and partnerships.
 9. In 2014, the Rural Markets and Enterprises desk of the Policy and Technical Advisory Division at IFAD undertook a stocktaking to identify all projects approved between December 2011 and December 2014 which had value chain components, among which market access is often a defining element. The results showed that of the 86 projects approved during the period, 61 (71 per cent) included some form of smallholder market access activity.
 10. The first issues paper prepared on market access by IOE was for the 2009 Annual Report on Results and Impact of IFAD Operations, which identified five general priority areas: understanding value chains; diversify approaches to rural financial services; innovation (new products and approaches for IFAD); work on partnerships and policy; and share knowledge (including lessons learned).
 11. The Rural Poverty Report of 2011 found four key market access messages:
 - Smallholders need the capacity to identify the costs and benefits of participating in modern and/or traditional, domestic and/or international markets;
 - Reducing risk and transaction costs is critical for determining whether or not smallholders can engage profitably in agricultural markets;
 - A robust public policy agenda is needed to improve the market environment and the ability of smallholders to engage in it; and
 - There is a need for stakeholders (e.g. policymakers, civil society organizations, NGOs, private sector and donors, etc.) to work together in partnership for the development of innovative and sustainable contractual arrangements, through complementary and supportive institutions.

Why smallholders are important

12. Despite most smallholder households being poor to extremely poor, they still provide a substantial portion of the world's food supply.¹ In Asia and sub-Saharan Africa, for example, smallholders produce about 80 per cent of the regions' food.² Many smallholder households are headed by women who suffer disproportionately from poverty and vulnerability, yet they are vital to food production, comprising over 40 per cent of the agricultural labour force in many developing countries. This increases to almost 50 per cent in eastern, south-east Asia and sub-Saharan Africa.³

¹ World Development Report, World Bank, at http://siteresources.worldbank.org/INTWDR2008/Resources/2795087-1191440805557/4249101-1191957549239/Brief_AgPovRedctn_web.pdf.

² Arias P, David Hallam, Ekaterina Krivonos, and Jamie Morrison, Smallholder integration in changing food markets, Food and Agriculture Organization of the United Nations, Rome, Italy, 2013.

³ Ibid.

Box 1

Selected SAM-related definitions

Smallholder farms in developing countries are usually those supporting a single family with a mixture of cash and subsistence crops. There are an estimated 500 million smallholder farms in the world, supporting almost 2.5 billion people. Typically, smallholders are defined as having no more than 2 hectares of farmland at their disposal. The heterogenic nature of markets and smallholder characteristics, however, often requires a more context-specific definition, thus in some countries such as those in Eastern Europe, smallholders might have larger farms and in Asia smaller.

Markets are actual or nominal place where forces of demand and supply operate, and where buyers and sellers interact (directly or through intermediaries) to trade goods, services, contracts or instruments, for money or barter. Markets include the mechanisms or means for (i) determining price of the traded item; (ii) communicating the price information; (iii) facilitating deals and transactions; and (iv) effecting distribution. The market for a particular item is made up of existing and potential customers who need it and have the ability and willingness to pay for it.⁴

Value chains are made up of the actors (private and public, including service providers) and the sequence of value-adding activities involved in bringing a product from production to the end consumer. In agriculture they can be thought of as a farm-to-fork set of inputs, processes, and flows.⁵

13. Smallholders are too important in the world's food production system to continue to suffer from poverty. Improving their economic and social context is not only vital for their own and their communities' welfare, but for local, national and global food security as well. Smallholders are also key actors for the sustainability of natural resources, the development of the rural non-farm economy, the strengthening of rural-urban linkages, besides specific political, economic and social considerations in each country. Despite their importance, smallholders are largely denied access to the most lucrative market places on an equitable basis.
14. Food markets are unstable, and to some extent, unpredictable.⁶ This is due in part to the effects of climate change, periodic natural disasters, and commodity price volatility. Climate change is particularly worrisome, as it is not only expected to reduce available arable land, but also water and biodiversity. Not addressing smallholder exposure to impending climate change, other more localized environmental challenges, or excluding them from growing markets, will only push many more into greater poverty. This will place even greater strain on already over-burdened governments at all levels, and will have dramatic impacts on rural communities through outmigration, greater rural marginalization, social tension, urban poverty and conflict.
15. More positively, greater market access and climate change resilience can help smallholders grow assets and incomes assisting them to get out of poverty. Smallholder farms offer substantial potential for production growth. They are often very efficient in terms of production per hectare, and experience shows modest smallholder support can substantially improve yields on a range of commercial and subsistence crops. Sustainably produced food has positive impacts on soil, water, reduced fossil fuel dependency, lower emissions and greater carbon sequestration, contributing extensive, and potentially remunerable environmental impacts. Finally, and not the least in terms of potential returns to supporting smallholders, by some estimates if women smallholders had access to the same productive resources as

⁴ See: <http://www.businessdictionary.com/definition/market.html#ixzz3shdy9eMo>.

⁵ Miller and da Silva, cited in IFAD (2012), Agricultural Value Chain Finance Strategy and Design, Technical Note, Rome, Italy.

⁶ IFAD Strategic Framework 2011-2015: Enabling Poor Rural People to Improve Their Food Security and Nutrition, Raise Their Incomes and Strengthen Their Resilience. Rome: IFAD.

men, farm yields could increase by an estimated 20-30 per cent. Improved yields and a more varied diet alone could lift some 100-150 million people out of hunger.⁷

Smallholder access challenges

16. Growing demand for food clearly represents a substantial opportunity for smallholders to grow assets and income. Yet, for a variety of reasons, smallholders are typically unable to take full advantage of new market developments. They also often lack secure access to land and water, input working capital and asset finance, efficient market connectivity, and real time, impartial market information. They seldom have the means to equitably manage and negotiate marketplace bargaining or the capacity to influence national, regional and global policies affecting them.
17. There is also a broader trend among developing country governments to shift resources from agriculture to other sectors, which has seen agriculture-related investments falling to around 7 per cent of national budgets.⁸ Investment is down one third in Africa and more than 60 per cent in Asia and Latin America since 1979.⁹ As governments close costly unsustainable agricultural subsidy-driven programmes, they have largely failed to replace them with more effective policies and investments. International development support parallel domestic trends, with aid to agriculture down to 2.9 per cent from 18 per cent in the late 1970s.¹⁰
18. Private-sector investment in agriculture is also limited, and for smallholders particularly. Commercial bank lending to agriculture averages less than 10 per cent of their loan portfolios, of which smallholders receive virtually nothing. Microfinance provides funding to smallholders, particularly working capital and consumption-related credit, but has not been able to fund substantial rural household asset growth. Both domestic and increasingly international large private-sector agricultural companies are investing in agriculture but often at the expense of smallholders. The consolidation of smallholder lands by large foreign farming corporations, by both legal and by other means, is a growing and potentially alarming trend. These investments have promise, however, in the form of smallholder joint ventures, contracted out growers, and value chain opportunities such as those found in IFAD's Uganda Vegetable Oil Development Programme or the 'Farm Blocks' project in Zambia.¹¹ This promise is not without challenges as smallholders often lack the capacity and influence to manage the highly formalized market relationships that linking with large business involves.
19. Smallholder farmers need long-term commitments from their own governments and the international community facilitating greater and more equitable support and private-sector investment. What is more, investments must not only lead to greater smallholder income and asset development, but to greater household, community and national food security, and to food production systems which can adapt and respond quickly to changing food markets, local environmental challenges and climate change.
20. It is within this context that the objectives of the synthesis were applied.

B. Scope of the synthesis

21. IFAD's SAM programming and thinking predates the 2001 Rural Poverty Report (the first to make explicit reference to market access) and the last fifteen years has seen significant growth in institutional knowledge on the topic and a corresponding growth in the number of projects addressing smallholder market access. In order to capture the evolution of its SAM thinking, as well relevant programme

⁷ High Level Panel of Experts on Food Security and Nutrition Report (2013) Committee on World Food Security, Policy Roundtable Conclusions (October 2010).

⁸ See Food prices: smallholder farmers can be part of the solution, <http://www.ifad.org/operations/food/farmer.htm>.

⁹ Ibid.

¹⁰ Ibid.

¹¹ Arias P, David Hallam, Ekaterina Krivonos, and Jamie Morrison, Smallholder integration in changing food markets, FAO, Rome, Italy, 2013.

experience, the synthesis focuses primarily on programmes with substantial smallholder market access goals and/or activities. The primary sources are IOE evaluations conducted between 2005 and 2015. Documents reviewed for inclusion included project performance assessments (PPAs), project completion report validations (PCRVs) and, to the extent possible and where additional insights are provided, country programme evaluations (CPEs), and corporate-level evaluations (CLEs). Relevant evaluations/literature including from other institutions were drawn upon as appropriate, particularly as a means to provide reflection and reference points for SAM interventions.

22. This synthesis is guided by the overarching question: to what extent have IFAD-financed interventions in market access met the institutional objectives of IFAD? To provide more specific insights on IFAD's strategic interests and intervention practice, five key questions are also posed:
- (i) **Targeting:** For whom has market access been achieved and what has been the nature of smallholder market interaction?
 - (ii) **Partnerships/institutions/policy issues:** How have partnership strategies, capacity-building of institutions, and development of government policies affected access to markets?¹²
 - (iii) **Infrastructure:** How does infrastructure impact access to markets?
 - (iv) **Finance:** How has the financial sector (e.g. formal and informal banking, leasing, insurance, private investment, input supplier credit etc.) responded to meet the financial demands and needs of the target group for production and market access?
 - (v) **Production, food security and nutrition:** How does the nature and type of product/production and income potential affect SAM and does SAM translate into greater food security and nutrition for the rural poor (e.g. choice of production, commercial versus subsistence production, etc.)?
23. Issues of gender equity and the environment (natural resource management and climate change) are of critical importance to rural poverty alleviation and their role in smallholder access to market programming are also assessed.

C. Overview of syntheses methodology

24. The synthesis methodology has four interrelated parts.

Review of SAM literature

25. The synthesis reviewed a limited amount of SAM literature, both internal and external to IFAD, to provide guidance and reflection points for the synthesis. The review included IFAD corporate policies, strategic frameworks, technical guidance documents, as well as studies and research reports.

Programme sample selection

26. The synthesis selected a sample of 39 programmes for in-depth review drawn from PPAs and PCRVs from between 2005 to 2015. A select number of CPEs and CLEs were also reviewed to capture additional institutional and programme knowledge.¹³

¹² This question bundles institutional and organizational considerations with policy being considered an outcome of government management/prerogative. Partnership/partners are defined as "collaborative relationships between institutional actors that combine their complementary strengths and resources and work together in a transparent, equitable and mutually beneficial way to achieve a common goal or undertake specific tasks. Partners share the risks, responsibilities, resources and benefits of that collaboration. IFAD Partnership Strategy, 2.

¹³ A select number of CPEs and CLEs were consulted to capture some of IFAD's most recent SAM-related programming experience, but were not included in the formal data analysis of the synthesis. In the case of CPEs, there was some degree of overlap with PCRVs and PPAs with closed programmes, which caused their inclusion to be redundant. Also, CPEs often evaluate ongoing programmes, which makes them difficult to compare to PCRVs and PPAs which are evaluations of completed programmes. For these reasons, CPE programmes were not included in the data analysis. CLEs were consulted on a limited basis only, as their evaluative objective focused on the extent to which

There were three rounds of reviews in the sample selection process. The first round assessed 150 evaluations searching for specific references to SAM activities/components. Of these, 45 with substantial references to SAM were selected for a second round of analysis. These programmes were assessed to verify if SAM components and activities were substantial enough to merit further review. The analysis was qualitative and quantitative in nature and included the assessment of:

- Stated specific SAM objectives;
- Number of SAM activities;
- Relative size of SAM budget; and
- Degree to which SAM or related activities were judged integral to programme outcome/impact success.

27. A third in-depth analysis of these 45 programmes led to a final selection of 39 programmes to be included in the synthesis sample, or 86.7 per cent of the 45 programmes found to specifically address SAM. Four programmes were not included due to management challenges that dramatically limited substantive programme performance.

Smallholder and market access analysis and SAM programme typology methodology

28. A number of common programme intervention *characteristics* or approaches (42 in total) were identified in relation to the five key questions derived from the review of SAM in chapter I. section C. and drawing on IOE evaluations, IFAD technical guides and operational experience. For further information, see also chapter II, section E and annex III).
29. Each programme was assessed to see which characteristics were present in the programme. The presence or absence of each characteristic for each programme was entered into a database. IOE evaluation ratings for each programme were also entered into the data base. Once data collection was completed, two exercises were conducted to assess SAM sample programmes. It is important to note that these characteristics are not variables and are not employed in statistical tests of causality or association.

Programme smallholder and market access

30. The first exercise sought to understand how important each of the 42 characteristics had been to sustainably enhancing smallholder farmers' livelihoods through enhanced access to markets.
31. Two measures were used. The first was the medium to long term effects of the programme on the target population, which was measured by the combined average IOE rating for impact (i.e. household income/asset development, human/social capital development, and food and nutrition) and sustainability. The second was responsiveness to smallholder farmers' needs and consideration of risks related to market access. This was measured by the IOE relevance rating which was used as a proxy indicator. Indeed, part of what the relevance indicator captures is the relevance of an intervention to the target beneficiaries' needs and adequate consideration of economic risks.
32. The results of this analysis are shown in a set of graphs as they relate to the key questions. The graphs plot the combined IOE impact and sustainability average

a programme contributed to IFAD's work at the country level over time, which is a different evaluative objective from PPAs and PVRs, which assesses closed programmes.

rating on the Y axis and IOE relevance ratings on the X axis¹⁴ (see figure 1, paragraph 122 for an example).

SAM programme typology methodology

33. The second exercise sought to identify groups of programmes with common characteristics based on the complexity of approaches to SAM.
34. To do this, a typology of programmes was undertaken to group programmes by the common intervention characteristics (i.e. those identified through the process noted in paragraphs 28-29). Additionally, each characteristic was assigned a score indicating its relative complexity. The typology development had three steps:
 - (i) Each of the 42 characteristics was assigned a score between 1 (lowest) to 4 (highest) according to its relative complexity;
 - (ii) The scores were assigned to each characteristic found present in a given programme. The sum of all characteristics scores is the programme's typology score.
 - (iii) The typology scores were then used to categorize programmes as simple, intermediate, or complex. Programmes with a typology score of less than 10 were designated simple; scores of between 11 and 15 were deemed intermediate; and scores of more than 15 were considered complex. It should be emphasized that the categories of simple, intermediate, or complex do not imply an order of importance or potential effectiveness, only that each type has less or more SAM characteristics, and that it is the combination and management of characteristics in a given context that will define potential programme achievements.
35. Further details of the typology approach are provided in Chapter III, section E along with the typology findings, while annex III provides information on the scoring of the characteristics.

D. Evaluation synthesis limitations

36. The mandate of the synthesis allowed for a concise review of SAM literature but one which was limited in scope and detail. A lack of specific and common SAM indicators and quantitative data in IOE documents constrains the statistical rigor of analysis, as do changing IOE document structures and levels of detail. The methodology does not provide statistical causality or associations, and is limited to descriptive indicators. The methodology adopted, however, provides graphic depiction of programme characteristics and programme evaluation rating scores and allows the identification of typologies of SAM programmes.

E. Structure of the synthesis

37. The synthesis has five chapters: **Chapter one** is the introduction to synthesis.
38. **Chapter two** provides an overview and broadly identifies SAM development assistance theory as well as approaches to interventions. The chapter also provides an overview of IFAD's SAM experience in general terms, presenting its strategic relevance to the institution, resulting policies/strategies, and intervention trends over the last ten years. This section concludes with an overview of key questions, why they were selected and, briefly, how they relate to SAM intervention approaches.
39. **Chapter three** presents the findings of the in-depth assessment of the SAM programme sample. There are five substantive parts to this chapter: (i) a description of the synthesis sample (e.g. type of programme, by year designed, country, region, etc.); (ii) the five key questions based on the findings from the

¹⁴ Impact is composed of the combined average rating of: household income/asset development, human/social capital development, and food and nutrition.

sample analysis; (iii) a discussion on the findings of the themes of gender and natural resource management; (iv) a summary of the findings from sections (ii) and (iii), and identification of the themes emerging from the synthesis; and (v) presentation of a typology of SAM programmes, followed by a short discussion of overall programme performance trends emerging from the analysis.

40. **Chapter four** identifies lessons learned from the synthesis touching on a range of operational and strategic issues.
41. **Chapter five** presents the conclusions and recommendations for enhancing IFAD's approach to SAM.

II. Overview of SAM development theory and practice

42. Sections A, B and C of this chapter provide a review of SAM theory, an overview of SAM intervention challenges and an overview of SAM Theory of Change (ToC), respectively. This is followed by an overview of SAM experience in IFAD as it relates to strategy, policy, and, in more general terms, project intervention experience.

A. SAM intervention theory

43. For decades, the goal of much rural and agricultural development was to improve yields and increase access to markets through better transportation systems. The logic was straightforward: increased volume and lower transactions costs leads to improved income and reduced poverty.
44. The pathway to poverty reduction, particularly through SAM, has proven to be much more complex as more recent experience has shown. Indeed, over the last 15 years a more systemic approach to smallholder market access has emerged to focus on a variety of constraints to market participation, including the traditional emphasis on infrastructure and yields, but also on other more intangible constraints such as market power dynamics, information asymmetries, farmer and farmer group¹⁵ business capacity, social cohesion and gender dynamics.¹⁶ The recognition that smallholders operate many types of enterprises, some farm and food related, others not, has also given rise to alternative points of market access, from handicraft production, service delivery, food processing, rural tourism, etc.¹⁷
45. Underlying this fuller concept of smallholder economics is a fairly complex and contextually informed decision-making process rural households use to determine if it is in their interests to produce food for sale, start an enterprise, or otherwise engage in commercial markets. Smallholders, like any economic actor, estimate the interrelated risks and returns (including investment of labour, capital, land and opportunity cost) of any new endeavour, particularly if the initiative requires experience, knowledge, or information they do not feel they already have. This is particularly true when it applies to negotiating in increasingly formalized markets.
46. Further compounding this understanding is the relatively recent recognition that smallholder needs and decision-making is influenced by contextual experience. Smallholders are not the relatively homogeneous group many interventions once assumed. Arias et al, for example, hold that smallholder decision-making is strongly influenced by the economic, social and cultural conditions found in

¹⁵ Farmer organizations/groups are defined as a formal or informal (registered or unregistered) membership base collective action institutions serving its members who are rural dwellers that get part or all of their livelihood from agriculture. Definition derived from FAO (2014) *Farmers' Organizations in Bangladesh: A Mapping and Capacity Assessment Bangladesh Integrated Agricultural Productivity Project Technical Assistance Component*, Rome, Italy, page 1.

¹⁶ See: Canigiani, Eleonora, *Taking Stock on IFAD Experience in Market Access Innovation and Opportunities to Favour Market Access for the Rural Poor*, IMI Initiative for Mainstreaming Innovation, IFAD, Rome, Italy.

¹⁷ See for example: IFAD, 2004. *Rural Enterprise Policy*.

different geographic regions which, in turn, shape real and perceived constraints to market access.¹⁸

Box 2

SAM context shaping variables

Many variables work to shape the context in which smallholders determine their decision to produce food for sale or to otherwise enter formal markets. These variables vary in nature by context to their importance and in how they affect decision-making, and can include inter alia: location; access to and productivity of the means of production (quality/amount of land, labour and capital); transaction costs; access to infrastructure for information /technology, transportation, storage/processing; smallholder economic/social influence (as individuals or as farmer groups); and market/governmental institutional relationships purposes.

47. Addressing heterogeneity has led SAM theory and practice to closely consider smallholder economic decision-making, particularly as it relates to risk management. Two key factors appear to effect smallholder decisions to enter markets more formally. The first is whether smallholders believe their investment of capital, land, and labour will yield adequate income from the sale of food and/or improved food supply to satisfy household needs over the short term. The second is whether formal market participation will yield a satisfactory return beyond basic food security. Often lacking the means and information for long-term planning, smallholders logically focus on short-term price considerations. Decisions will also include many non-market access issues such as household consumption needs and preferences, household dependency ratios, access to off-farm employment, and gender issues (e.g. likelihood of increased female economic activity and household influence) etc. In short, smallholder farmers ask themselves if changing their current economic activity will be worth the effort and investment.
48. On the demand side, how markets function and how smallholders may equitably and sustainably benefit from greater access is equally important to understand. Are there inherent information asymmetries and/or capital biases that can be identified and overcome? Are there culturally familiar routes to markets that could be expanded? What is the nature of transaction points and are there transparent and unbiased intermediaries? Are there trusted institutions/people/organizations available to facilitate and manage market access? Do market policies support smallholder business development needs and land rights, or indeed, human rights generally? Is there gender bias? Are there emerging quality and food safety controls to consider?

B. SAM project intervention challenges

49. Interventions must be tailored to overcome locally defined market access constraints and risk. This raises two broad programming challenges. First, the need to address contextually defined interests and market conditions can complicate SAM interventions if development agents hesitate to focus on one group of rural households over others. Second, the desire to achieve scale can work at cross purposes to addressing heterogeneity as it often encourages generalized intervention approaches.
50. In addition to these broader considerations, SAM programme implementation experience suggests four common more specific implementation challenges.

Targeting

51. SAM programmes often target a specific population, that is geographically defined. Sector (type of food) and thematic (e.g. off-farm enterprise) targeting, and/or

¹⁸ P. Arias, D. Hallam, E. Krivonos and J. Morrison (2013), Smallholder integration in changing food markets. FAO, Rome.

beneficiary segmenting (e.g. the landless, women, etc.) is also common and often made in conjunction with geographic targeting.¹⁹ Whatever the target, sector or specificity is used, Amrouk et al argue that programme impact maximization requires stakeholders – but most critically targeted smallholder group(s) – be deeply involved in programme design.²⁰ This should include asking if smallholders even wish to engage in commercial food production, or if they prefer some combination of alternatives (e.g. subsistence farming, off-farm enterprise development, paid work or vocational training, etc.).

52. Effective targeting has also involved beneficiary social and economic organizations, particularly at design where information sharing and idea adoption is critical, not only as a means to representative input,²¹ but also as a means to balance the voices of other, often more powerful actors such as the private sector, government and international development agencies.²² Finally, as most interventions involve public goods, policies and financial support, particularly in value chains or sector focused programmes, the question of elite capture needs to be addressed in targeting design.

Market analysis

53. Poor market analysis and a traditional reliance on existing information over current assessments have often limited SAM programme effectiveness.²³ Experience shows that market analysis should anticipate current and future production and demand trends. It should identify clear points and terms of smallholder market access and related context-specific constraints and risks. The depth and nature of analysis required will vary by target market, both by sector and geography (e.g. local, regional, national or international).²⁴ Targeting and market analysis are interrelated in this respect, and a clear understanding of both will help define appropriate packages of incentives and risk management tools smallholders require to sustainably access markets.
54. Relevant market analysis is typically not undertaken for three principle reasons. First, governments and international development organizations tend not to have sufficient private-sector experience to assess market functionality, affecting both the perceived need for and required quality of market analysis. Second and conversely, while many market analysts have the capacity and experience to assess markets and related economic development outcomes, few can do so from the perspective of smallholder needs. Third, most programme sponsors are unable to fund in-depth market analysis, particularly of international markets, which requires substantial experience and information to assess.

Intervention roles and responsibilities

55. Clarity of objectives and clear programme roles and responsibilities for all programme stakeholders is particularly important when public and private sectors closely interact. Experience shows programme sponsors must ensure a clear "market pull" and to avoid "market making".²⁵ This includes inter alia supporting market-driven activities and actors, avoiding inappropriate stakeholder rent-seeking behaviour, and allowing beneficiaries to choose between competing service/product alternatives. Development and support for institutions advocating

¹⁹ See for example the different interests and needs identified for women-led microenterprises in Latin America found in IFAD, 2004. Rural Enterprise Policy, page 19.

²⁰ The Impact of Commodity Development Projects on Smallholders' Market Access in Developing Countries (Case studies of FAO/CFC Projects) 2013, FAO, Rome.

²¹ See IFAD, 2004. Rural Enterprise Policy.

²² See for example: Thorpe, Jodie and Mar Maestre (2015), Brokering Development Enabling Factors for Public-Private-Producer Partnerships in Agriculture Value Chains, IFAD and Institute for Development Studies.

²³ Arias P, David Hallam, Ekaterina Krivonos, and Jamie Morrison (2013), Smallholder integration in changing food markets, FAO, Rome.

²⁴ See for example: Keats, Sharada and Steve Wiggins (2013), Leaping and learning, Linking Smallholders to Markets, Agriculture for Impact, Imperial College, London, England.

²⁵ Thorpe, Jodie and Mar Maestre (2015), Brokering Development Enabling Factors for Public-Private-Producer Partnerships in Agriculture Value Chains, IFAD and Institute for Development Studies.

for or acting in the interest of smallholders often also play a critical role balancing the needs of programme stakeholders.

Intervention sequencing

56. The order in which programme elements are rolled out is critical in any development programme with interrelated/interdependent components and activities. This is all the more crucial when the private sector is involved, for whom return on time and capital can be measured on a daily basis. Obvious examples include building a private grading centre prior to increasing smallholder productivity or increasing productivity before access roads are complete. Because markets can change rapidly, SAM programming must also be institutionally flexible if it is to serve the needs of the private sector, be it beneficiary microenterprise or large multinationals.

C. SAM Theory of Change

57. Emerging understanding of SAM theory and intervention experience underlies the ToC found in annex I, figure 1. It hypothesizes that the provision of improved poor rural SAM will positively impact food security, nutrition, and/or household income and assets leading to rural poverty reduction.
58. Inputs at the bottom of the ToC illustrate the institutional basis, beneficiary empowerment focus, and engagement ethos supporting equitable and sustainable SAM interventions. Outputs include those elements or activities required to overcome constraints which will be well-defined if interventions support appropriate inputs. Outcomes will be context specific as well, but in broad terms represent both the tangible and intangible means for smallholder to overcome access constraints and managing risks. These outcomes focus on smallholder households and include skill and capacity development, as well as addressing issues of empowerment, including the ability to equitably interact with relevant institutions.
59. Successful SAM will engender a host of broader social, economic, and environmental impacts which will further improve equality, strengthen institutions, and create local economic multiplier effects. This, in turn, will strengthen social cohesion and economic opportunity at the community impact level. Stronger communities will provide fertile grounds for more market and social opportunity for smallholders and poor non-land holders alike (e.g. labour rights, employment, etc.).
60. Positive impacts at the community level and improved smallholder access will create more private-sector collaboration between all sizes of business, as it will encourage the creation of an enabling policy, regulatory and trade environment which is more positive for smallholders. Well-governed smallholder responsive institutions at the local level will encourage more representative and transparent institutions at the regional and country levels.
61. Each level of the ToC creates conditions for further growth of both smallholder access and broader economic, social and environmental development leading to sustainable poverty reduction and improved food security.
62. The ToC thus hypothesizes smallholders will gain sustainable market access when they are empowered and able to overcome constraints to market access through an appropriate package of incentives and risk management tools. Incentives will include a mix of contextually appropriate infrastructure, knowledge and capacity development, institutional development and policy changes, provided on equitable basis in a sustainable manner. SAM is well supported when transparent, smallholder-accountable institutions and policies advance their interests and where well-sequenced, flexible, locally responsive implementation balances public and private needs while respecting market dynamics.

D. Overview of IFAD's SAM experience

63. The purpose of this section is to provide a brief review of SAM reflected in IFAD policies and strategies, followed by an overview of IFAD's smallholder access to market programming.²⁶

Overview of IFAD policies and strategies related to SAM

64. As described earlier, global trends in technology, finance, the environment and markets have rapidly and continuously altered the way food is produced, marketed and consumed. This constant change is reflected in IFAD's evolving strategic frameworks, strategies and policies which strive to address new opportunities for meeting its institutional objective of improved livelihoods for the rural poor, including those related to SAM.
65. IFAD's Rural Enterprise Policy (2004) provides guidance on rural enterprise and micro and small enterprise in particular, which is often an important means to greater smallholder market access. The policy identifies the need for market-driven and sustainable access to financial and non-financial business development services (e.g. entrepreneurial and vocational training), supportive government policy, and the need to ensure rural micro and small enterprises are able to participate in civic, public and private-sector arenas on an equitable basis. The policy makes explicit note that women are equally capable as men to operate successful enterprises, but that their needs and interests are not always the same, and a targeted approach to their context is required.
66. In 2006, IFAD developed a targeting policy which defines its "target group" as rural people living in poverty and experiencing food insecurity in developing countries. Within this target mandate, IFAD strives to proactively reach extremely poor people with the potential to take advantage of improved access to assets and opportunities for agricultural production and rural income-generating activities. While not limited to this group, the targeting policy recognizes "specific groups of people will take advantage of a development initiative ... and measures aimed at preventing disproportionate benefit capture by other groups". The recognition of qualified and limited acceptance of some elite capture²⁷ is critical for market access programmes which often require non-poor individuals and non-poor owned business entities to support programme activities targeting the rural poor.
67. Similarly, IFAD's 2007 Innovation Strategy promotes and ensures that innovation is systematically and effectively mainstreamed into IFAD's activities and programmes. Innovation is not only at the heart of improved productivity, but is a critical consideration in rapidly evolving food markets which demand constant product, transportation, packaging and branding innovation. More than this, and more complexly, constant social and institutional innovation is required to empower rural households and farm groups to understand and advance their interests in evolving markets. The Innovation Strategy is a vital means to ensure that IFAD constantly evolves and adapts its smallholder programming along with dynamic market processes and commercially driven partnerships.
68. IFAD's 2009 Rural Finance Policy recognized the availability of low income appropriate financial services as critical to poverty reduction in rural areas and to smallholder market participation. Financial services have proven fundamental to enhancing productivity and market access through facilitating access to capital and financial risk management tools. The policy outlines six guiding principles enabling this: (i) support access to a variety of financial services; (ii) promote a wide range of financial institutions, models and delivery channels; (iii) support demand-driven

²⁶ The synthesis is primarily limited to IOE documents and neither the sample nor this section draws on all IFAD SAM programming knowledge base.

²⁷ Elite capture is where programme resources designated for the benefit of a poor population are usurped by individuals with greater economic, political, educational, ethnic-based or other types of power. See also: IFAD (2009), Targeting in Development Practice: An annotated bibliography - Concepts and Theories, Rome, Italy.

and innovative approaches; (iv) encourage – in collaboration with private-sector partners – market-based approaches that strengthen rural financial markets, avoid distortions in the financial sector and leverage IFAD's resources; (v) develop and support long-term strategies focusing on sustainability and poverty outreach; and (vi) participate in policy dialogues that promote an enabling environment for rural finance. These principles are applied at the three levels of the financial sector: at the micro level when working with rural retail financial institutions and their clients; at the meso level, focusing on financial infrastructure, such as second-tier institutions, and technical service providers; and at the macro level, assessing the policy, legislative, regulatory and supervisory environment.

69. The Rural Finance Policy recognizes the challenge of developing innovative financial products and service delivery mechanisms to meet the needs of IFAD's target group. It focuses on "...developing inclusive rural financial systems and fostering innovations to increase the access of poor and marginalized women and men to a wide range of financial services". The policy also recognizes the importance of supporting a host of financial institutional types from commercial banks to informal village credit and savings groups. Particular emphasis is placed on interventions supporting market-driven approaches to sector development which have also proven to be the most sustainable and consumer responsive. As a part of supporting market development, inclusive financial institutions also often require a range of capital funding from various kinds of debt to equity instruments, particularly when rural market expansion is expected of programming.
70. Similarly, IFAD recognized in its Strategic Framework 2011-2015, the need to engage more deeply and constructively with the private sector to create opportunities, catalyse additional financial resources and technology, and to facilitate market access to the benefit its target group. This is complemented by the 2011, IFAD Private-Sector Strategy which seeks to support greater private sector involvement in IFAD programming. The strategy provides fundamental support to a more private sector approach to SAM programming as it recognizes the importance of private enterprise and of understanding the forces and rhythms of markets dynamics. The strategy notes that the challenges of private sector involvement in rural development programmes are not insignificant even as involvement is increasingly important in a variety of contexts. Consistent with SAM literature, the strategy identifies IFAD's role as an "honest broker" and facilitator, bringing target beneficiaries, private sector actors, governments and other programme stakeholders together.
71. The goal of IFAD's 2012 Partnership Strategy is also important as it recognizes that moving more rural people out of poverty requires the "selective use and effective management, of partnerships". The intent of the strategy is to ensure partnerships support equitable outcomes for all project partners, but with a focus on marshalling efforts to benefit the rural poor. The strategy has provided the basis for and guidance to SAM efforts involving all types of partners, but importantly the bringing together of private non-financial and financial sector partners, both large and small. As with the Private Sector Strategy, the Partnership Strategy underscores IFAD's facilitation and oversight role. This role, and that of other key programme partners was identified and defined in a 2015 analysis of public-private-producer partnerships (see box 3)

Box 3

Private public partnerships

The Partnership Strategy is complemented by findings taking from IFAD's 2015 public-private-producer partnerships (4Ps) research. The study, undertaken by the Institute of Development Studies (IDS), had the objective of better understanding the benefits of public-private-producer partnerships and how they can contribute to successful smallholder access to agricultural value chains. The report notes that the 4Ps "...involve cooperation between government and business agents, working together to reach a common goal or carry out a specific task, while jointly assuming risks and responsibilities, and sharing resources and competences. Eight enabling considerations for successful 4P smallholder value chain access programming were identified, including: (i) define rationales and underlying assumptions; (ii) ensure a clear market pull; (iii) prioritize farmer ownership of the 4Ps; (iv) align partner incentives and build trust; (v) manage risks through their identification, distribution and mitigation; (vi) build capacity to respond to changes in complex market systems; (vii) take a proactive approach to public accountability and transparency; and (viii) facilitate sustainable market systems.

72. A substantial portion of rural production and on/off-farm rural enterprise is undertaken and or managed by women. IFAD's 2012, Gender and Women's Empowerment Policy highlights the importance of and potential for programming that identifies market access opportunities for women and the means for them to take advantage of those opportunities. The goal of the policy, more specifically, is "To deepen impact and strengthen sustainability of IFAD-supported development initiatives" as women are significant actors in the food production, household food/nutrition security, and natural resource management".²⁸ A critical policy outcome of the strategy is to enhance the capacity of programme partners to address gender in agriculture and rural development on a conscious, constant and monitored basis. This policy is vital for ensuring smallholder interventions proactively address gender issues at the programming level. This is critical in the private sector where gender and minority exploitation, prejudices, and other detrimental practices can be veiled in arguments of meritocracy.
73. Together, these policies and strategies underscore IFAD's commitment to key elements of SAM programming. They legitimize support of market-oriented interventions and recognize key elements of market dynamics, including the need for private sector in balanced partnership arrangements, while keeping intervention benefits focused primarily on poor rural households with explicit consideration of the needs of women.

Overview of IFAD SAM programming

74. Over the last ten years approaches to IFAD smallholder programming have been quite diverse, reflecting smallholder programme trends more broadly. In many cases, smallholder access activities have been either a large component of a programme and/or strategically important to programme outcomes. In others, SAM has been more of an "add-on" with modest input support.²⁹
75. The great majority of SAM IFAD programming is led by geographical targeting, which typically focuses interventions on a number of states (or equivalents). This targeting approach is more limited in practice and resources are frequently focused on a set of smaller well-defined geographic districts (or equivalent). By contrast, a substantial number of programmes are national in scope, but by design or for lack of resources by default, also focus on more limited target geographical areas in practice.
76. The technical focus of SAM programming ranges from supporting new production techniques, smallholder productivity and transportation infrastructure

²⁸ World Bank, FAO and IFAD (2009), Gender in Agriculture Sourcebook.

²⁹ Programmes cited in this section have had various degrees of success and they are referred to for their programmatic characteristics and not necessarily for their performance achievements.

- (e.g. irrigation schemes and feeder roads) to more complex agricultural technologies (e.g. production, process, and on/off-farm enterprise management), facilitated access to national and international commodity markets, to support of thematic issues (e.g. land ownership, youth employment and rural finance), or cross-cutting themes (e.g. gender mainstreaming of business development skills). The degree to which the private sector has been involved also varies, but for projects implemented prior to 2005, relatively few substantial private partnerships were been formed.
77. There has been a steady progression towards increasingly more market-driven programming, including greater focus on market access for a single or small number of target areas and/or products as opposed to a broader "any and all" product approach. Most SAM product market efforts have not been addressed in the comprehensive manner required by value chain development, although there is a trend towards more sophisticated product market development. Between 2012 and 2014, an IFAD stocktaking of value chains found 61 of 86 programme designs had some "form" of value chain approach (compared to 5 of 39 in the synthesis sample). This trend complements the traditional and still relevant "asphalt, bricks, and mortar" or physical infrastructure approach to improving market access that often comprises the bulk of SAM programming (e.g. supporting storage facilities, market access roads, etc.).
 78. Increasingly, the heart of SAM programmes is knowledge generation and sharing. A host of approaches have been employed: fairly traditional information sharing via public extension services, farmer exchanges and study tours, technical workshops, and producer trade fairs. Other newer approaches have included, for example, provision of systematic and real time digital market information, working with farmer associations and cooperatives to improve market knowledge, rural enterprise capacity development, and formal market transactions capacity development, etc. Private and public sector enterprise development partners are often employed in knowledge broker roles, especially when value chains are targeted.³⁰ IFAD has also financed a number of grant-based initiatives to support regional knowledge platforms and networks (e.g. the Africa Regional Knowledge Network, Network for Enhanced Market Access by Smallholders) several with the support of other institutions (e.g. the ILO, United Nations Capital Development Fund and the IFAD micro-insurance promotion in North Africa).
 79. IFAD's extensive history of working to develop farmer and farm group/organization social and economic capacity is a notable element in many SAM programmes. IFAD's smallholder capacity development experience reflects a respect for smallholders' specific needs and has included development of skills as basic as literacy and simple accounting to more complex individual and smallholder institutional empowerment, to contract negotiation and export trade management. It has also included the formation and management of a variety of self-help financial and non-financial business services organizations.
 80. SAM initiatives have been aimed at influencing critical pro-rural poor policy change. Some actions focused on specific crops or supply chains, or inclusive finance, while some have targeted enhancing market development through the removal of quotas, or other market restrictions unfavourable to smallholder access. A number of these efforts have supported SAM directly or indirectly through cross-border, regional/sub-regional trade and other international policy developments.
 81. While the preponderance of partnerships involves public/quasi-public and farmers/farm groups, other types of grassroots, civil society, and NGOs have been involved, as has the private sector. More recently, IFAD programming has begun to work with large and medium-sized firms involved in value chains. Private sector

³⁰ See Thorpe, Jodie and Mar Maestre (2015), *Brokering Development Enabling Factors for Public-Private-Producer Partnerships in Agriculture Value Chains*, IFAD and Institute for Development Studies, pages 5 and 6, Rome, Italy.

financial service providers have been supported by IFAD for some time, and they have been both formally and informally integrated into SAM programming. Local private and quasi-private sector enterprise development organizations (some NGOs) have also supported IFAD smallholder programme beneficiaries (e.g. CARE and Catholic Relief Services, village enterprise experts). Other international development organizations are common programme partners often bringing new knowledge and or resources to programmes, and in some limited cases, have taken an active programme role. Smallholder beneficiaries are also often considered formal partners, though in most cases their involvement in programme development and management is quite limited, as is their financial contribution.

82. IFAD has tended to use fairly straightforward loans and grants for the majority of its programme support and it has used mixed mechanisms and instruments in different combinations and to varying degrees. A number of programmes involved substantial national government funding and a few have featured significant collaboration with other international development partners/funders. Again, most programmes have limited beneficiary contributions and state level (or equivalent) funding. A very few have municipal or district government level support. Until recently, very few programmes had substantial private-sector funding support.
83. These partnership arrangements and IFAD's standard loan and grant funding approach in multi-year programmes have limited to some extent SAM programme design, implementation and impact. National governments, for example, have a strong preference for roads or other built infrastructure, when institutional strengthening and capacity-building is often required. Some governments place great focus on yield without a corresponding vision of how to market increased production. The private sector is often unable to wait for programmes to be designed and activated, and programme funding can come with unattractive terms and conditions. Programmes are frequently unable to adapt to evolving market conditions. Finally, the private sector is accustomed to a wider variety of financial mechanisms such as equity, quasi equity, bonds, etc. which could be applied to enhance SAM programme performance and to leverage new funds. These and other challenges can and have been overcome by IFAD programming but are noteworthy here and will be discussed later.

E. Overview of key questions

84. The overarching question of this synthesis is: to what extent have IFAD-financed interventions in market access met the institutional objectives of IFAD?
85. The answer to this question is necessarily set in the context of evolving SAM intervention experience, including that of IFAD. That is, IFAD's experience is shaped by its own work as much as it is informed by the thought and practice of peer institutions. Indeed, as an institution providing leadership in SAM, IFAD experience reflects intervention advances and innovation as much as other organizations and, in this regard, sets as much as follows innovation and development in the field.
86. In addition to and consistent with the overarching question, five key SAM intervention questions were developed in the synthesis' approach paper. These questions also figure substantially in SAM literature and intervention practice, and are important to IFAD programming generally. They are thus posed to provide specific insights to IFAD's strategic interests and intervention practice, as well as to provide *evidence-based* lessons learned from implementation experience. Gender equity and natural resource management/climate change cut across the key questions and will be addressed separately.
87. The relevance of each key questions is discussed in turn below.
88. **Targeting key question:** For whom has market access been achieved and what has been the nature of smallholder market interaction?

89. SAM targeting questions are critical in any effort to increase smallholder participation in formalized/commercialized markets. Broad geographically defined target populations are thought to dilute efforts, while more tightly defined beneficiary groups, targeting populations in more homogeneous micro agro economic regions is believed to improve intervention success. Equally important is the need to identify and understand the specific constraints and risk perceptions of target groups no matter how defined, particularly those of the poorest rural populations, including women, youth, the vulnerable and marginalized. Effective SAM targeting will recognize the heterogeneous nature of smallholder groups, and the observation that "one size does not fit all". These questions are particularly important in the case of market-oriented projects with private sector partnerships/participation, particularly but not exclusive to value chain interventions which are increasingly common and can lead to elite capture of project benefits. In this regard, programming must expect that profit-oriented actors will expect a reasonable profit for their part in an intervention, raising important contracting and monitoring implications.
90. Targeting is thus an essential and critical aspect of development interventions if the people who need support are going to receive support. More than this, however, targeting must also consider if the people in need are able to utilize the support offered in a way that maximizes planned outcomes and impacts in a sustainable way. The utility of a programme is, as result, only as good as these twin targeting goals and this has proven to be a challenging aspect and important question for SAM as it has been with other types of interventions.
91. **Partnerships/institutions/policy issues key question:** How have partnership strategies, capacity-building of institutions and development of government policies affected access to markets?³¹
92. Over the last ten years, IFAD has substantially expanded the range of partners involved in its programming. SAM interventions are no exception and have generally sought out an increasingly diverse range of partners, including more meaningful private sector participation. This has occurred due to five developmental threads.
93. The first thread is the recognition that a range of players are required to integrate smallholders into markets, and that while government has several potential key roles, neither they nor international development agencies seldom have the power to consistently and positively affect markets on a sustainable basis. The second is the rise of interest in value chains, which often requires a range of partner types, each with different capacities, resources and potential roles. Related is the need for all partners to have sufficient vested interest in supporting programme smallholder aims. A third thread is the shifting of governments and international development organizations from the role of implementer to one of enabler and facilitator. The pressure to take on these roles is particularly strong for national governments, whose past "market maker" interventions typically met with unsustainable results.
94. Increasing corporate social and environmental responsibility is a fourth thread. This has seen the private sector, particularly large multinational agricultural and food companies, becoming increasingly interested in sustainable development and actively pursuing smallholder collaborations. Companies are doing this not only as a means to improve their social image, although there is much of this, but as a way to secure the volumes and quality of inputs they need to meet international demand.
95. Fifth, beneficiaries – poor farmers, entrepreneurs, households, and farmer organizations – are increasingly considered formal implementation partners

³¹ This question bundles institutional and organizational considerations, with policy being considered an outcome of government management/activities.

(implicitly and explicitly). What SAM experience has found is that the more formally farmers and rural entrepreneurs can be functionally integrated into a programme, the more durable and greater the economic, human and social capital gains can be.

96. **Infrastructure key question:** How does infrastructure impact access to markets?
97. As noted in Chapter II. section B., provision of infrastructure strategy once focused on the relatively passive provision of roads and bridges. It has since moved to more market access elements beginning with better storage and grading infrastructure, and more recently, to include information and knowledge infrastructure as well as business capacity development.
98. It is important to distinguish between the different elements of infrastructure involved in SAM interventions. First, there is physical production infrastructure, supporting production of food for commercial sale. This can include, for example, access to water, irrigation and soil conservation schemes, as well as natural resource management infrastructure. The second is physical market access infrastructure such as roads, culverts, as well as storage systems, transfer points, etc. Also included in this element are warehousing and grading systems or producer/producer group marketing schemes, etc. Where productivity infrastructure is aimed at increasing incomes through greater yield, quality and diversity of production, physical market facilitation infrastructure primarily aims to decrease transaction costs or improve market price to smallholders.
99. Both types of physical infrastructure are complemented by capacity and institutional support infrastructure which ranges from automated market and weather information systems to knowledge and capacity development, which can include enterprise development and commercialization service providers or educational and social development services/institutions. This type of infrastructure can be aimed at individual farmers and/or their groups – cooperatives, business associations, informal selling groups, credit and savings groups etc. – the formation of which is also a form of infrastructure development. Institutional infrastructure is often required to ensure individual and community rights, access to basic education, health services, etc. Capacity and institutional infrastructure can be temporary or permanent including, for example, the development of sustainable small enterprise capacity development services.
100. Successfully selecting among these infrastructure choices involves a great deal of attention to the targeted smallholder population's needs, constraints and risks if the right package of incentives are to be put in place and access to markets is to be sustainable.
101. **Finance key question:** How has the financial sector (e.g. formal and informal banking, leasing, insurance, private investment, input supplier credit, etc.) responded to meet the financial demands and needs of the target group for production and market access?
102. As already noted, access to a variety of financial instruments can be a vital element in sustainable rural development. Unlike other production and enterprise needs, rural households have reasonably similar sets of financial needs. Their enterprises, both on and off-farm, require different types of financial inputs from working capital credit, asset purchase credit, to bridge loans as well as emergency loans. They use both long and short-term savings vehicles both for general and defined purposes (e.g. investments, loan collateral, to establish loan payment capacity, for school fees etc.).

Box 4

Evolving nature of rural finance

Ironically, barriers to access for the rural poor are falling, due to the very simplest and the most complex methods of service provision. At one end of the spectrum, there are informal membership-based financial services. These are unregulated, unregistered groups of savers who use their savings to lend to one another. There are various methods such as Savings and Internal Lending Communities, Village Savings and Loan Cooperatives as well as various forms of financial cooperatives.

At the other end of the spectrum are rapidly developing mobile bank services, often offered in combination with agency banking that allows businesses to take and give cash to financial service clients on behalf of a financial institution. Most such services still offer basic services, but technologies and regulations are changing quickly to accommodate client needs and to further reduce transaction costs. Together, member-based financial institutions both formal and informal, and mobile banking are working to increasingly link rural economies, and the rural poor to the formal financial system.

103. These needs are commonly known. What is less recognized, however, is that households employ financial services as part of their risk management systems without which commercialization of their production might not be possible.³² Smallholders will use, for example, formal insurance products where affordable (e.g. funeral insurance, loan payment insurance, health insurance, etc.) but mostly they employ savings and access to credit to smooth income particularly in times of emergencies.
104. The successful scaling up of inclusive financial services in urban centres has yet to be fully replicated in rural areas, although a variety of formal and informal financial institutions/organizations have had some success, particularly in more densely populated rural areas. The choice of institutions and the identification of appropriate products, like SAM programming generally, depends upon the target population's economic needs including savings, credit and insurance geared to on and off-farm economic cycles (e.g. production cycles, remittances seasons, availability of seasonal off-farm employment, etc.). IFAD operating experience supports this conclusion and shows that market segmentation, as a form of targeting, should underpin financial service sector market interventions.
105. As is now well appreciated by most development partners, sustainable access to inclusive finance is almost always best served by market-driven organizations.³³ This includes demand-driven products and services that return a meaningful profit to financial institutions. In rural areas, where transaction costs can be prohibitive for many formal financial service providers, creative interventions can be required such as linking informal savings and credit groups to formal financial institutions, guaranteeing input supplier loans on a temporary basis as a means to establishing smallholder credit worthiness, or working with commercial banks and large private companies involved in value chains. Finance alone, however, is seldom sufficient as a catalyst for SAM even as it is frequently a critical element in SAM programming. How it complements non-financial programming efforts, as a result, is a critical question for SAM interventions.
106. **Production, food security and nutrition key question:** How does the nature and type of product/production and income potential affect SAM and does SAM translate into greater food security and nutrition for the rural poor (e.g. choice of production, commercial versus subsistence production, etc.)?
107. Improved food production, food security and nutrition are a primary goal of IFAD. This requires that SAM interventions not only consider asset and income

³² See for example: CGAP Focus Note (No. 102, March 2015) Early Insights from Financial Diaries of Smallholder Household.

³³ CGAP Focus Note (No. 85, April 2013) on Segmentation of Smallholder Households: Meeting the Range of Financial Needs in Agricultural Families.

enhancement, but sustainable improvements in household access to sufficient and nutritious food as well. SAM programmes typically ask smallholders to dedicate time, effort and resources to production for commercial sales which can expose them to income and food security risks. The choice of product and production volume, the means to overcome market access constraints, and food security risk management measures are key elements in the smallholder SAM intervention participation calculation, as they are to supporting underwriting future smallholder food security. The mix of subsistence to commercial food production is a key question, one which requires a clearly laid out intervention strategy, including consideration of food security and intervention sustainability.

III. Synthesis of IOE evaluations

108. This chapter presents the synthesized finding from an assessment of 39 programmes with substantial SAM elements evaluated by IOE between 2005 and 2015. It seeks to answer the overarching key question: To what extent have IFAD-financed smallholder market access interventions met the institutional objectives of IFAD? It also reflects IFAD's evaluated SAM experience against the synthesis' five key questions.
109. This chapter has three sections. The first section reviews the SAM programme sample, presenting a range of descriptive statistics. The second section discusses findings with reference to the five key questions posed by the synthesis, delving more deeply into specific elements of SAM programming as it relates to IFAD's approaches to SAM interventions and experience. The third section presents a SAM typology categorizing each programme as simple, intermediate or complex type. The section identifies and briefly discusses emerging programme performance trends by SAM type.

A. Sample description

110. The sample of 39 SAM programmes reviewed for the synthesis was drawn from 150 evaluations made by IOE over the last 10 years (see paragraph 26 for sample selection method). In approximately 25 per cent of the sample, SAM was an explicit primary programme objective. In the rest of the sample SAM was not an express objective but an implied obvious objective. For example, in the Ha Tinh Rural Development Project in Viet Nam efforts were made to increase smallholder income primarily through livestock and rice production enhancements, but also through the rehabilitation/construction of 70 marketing centres without formalized smallholder market access objectives. In other cases, such as the Zambia Rural Finance Project, there are no substantive approaches to supporting SAM other than improving access to finance with the objective of increasing farmer productivity and commercial sales. Table 1 shows that the sample's regional representation is largely comparable to the overall IFAD portfolio, with the exception of West and Central Africa and the Near East, North Africa and Europe, where it is underrepresented.

Table 1
IFAD SAM synthesis sample descriptive statistics

	<i>Number of programmes</i>	<i>Percentage of sample</i>	<i>IFAD portfolio</i>
Projects considered	150		
Final sample	39		
Asia and the Pacific	4	10.3%	25.0%
West and Central Africa	5	12.8%	21.0%
East and Southern Africa	13	33.3%	19.2%
Latin America and Caribbean	9	23.1%	18.8%
Near East, North Africa and Europe	8	20.5%	16.1%

111. The average SAM related programme budget was US\$31.9 million (see table 2). The typical SAM programme budget ranges between US\$10 and US\$20 million with two large programmes of over US\$100 million skewing the average upwards. The average IFAD financial contribution (loan and grant) is 54.5 per cent of programme budgets, with a median participation closer to 75 per cent. National governments contributed on average 14.3 per cent of SAM programme budgets, with other development agencies providing 19.5 per cent (with a two large contributions affecting the average), and beneficiaries 6.0 per cent. While IOE evaluations did not always specify SAM activity budget allocations, the estimated average programme budget dedicated to SAM was around 50 per cent with a range of between 15 to 85 per cent.

Table 2
SAM programme budgets

<i>Projects by size</i>	<i>Number of programmes</i>	<i>Percentage</i>
< US\$10 mill	3	7.7%
US\$10 mill - 20 mill	7	17.9%
US\$20 mill - 50 mill	24	61.5%
> US\$50 mill	5	12.8%
Average budget	US\$ 31.9 mill	
<i>Contribution</i>		
Average IFAD contribution %	54.5%	
Average government contribution %	14.3%	
Average beneficiary contribution %	6.0%	
Average other contribution %	19.5%	
SAM % of budget (estimated)	50.0	

B. Synthesis findings by key question

112. In this section, findings of the SAM sample focused on the five key questions is provided. The analysis seeks to draw out common aspects of programme performance and challenges, reflecting where appropriate on IFAD's institutional objectives and SAM-related policies, strategies and guidance notes. This is followed by a similar analysis for gender and natural resource management/climate change issues.

113. **Targeting.** For whom has market access been achieved and what has been the nature of smallholder market interaction?
114. IFAD has a strong history of targeting the rural poor, and in almost all the programmes in the SAM sample the rural poor, often those among the poorest, are consistently targeted. Many programmes explicitly target the economically active poor, or those able to employ the income and asset development initiatives provided by programmes. This targeting approach is concisely stated and represented in the Ghana REP II programme where the programme targeted rural families living in poverty but paid special attention to the most vulnerable households, focusing on the "entrepreneurial poor" and those with some basic business skills. Others with greater disadvantages were also targeted, including women, the unemployed and underemployed youth.
115. All sample programmes had a broad, geographically defined target population (e.g. national, state, district, etc.). Many also had thematically or technically defined targets such as a specific product type or value chain, but almost always in concert with a geographically defined target (see table 3).
116. The most common strategy was to target a number of geographic areas. In some cases, the areas were quite small such as in the Rural Enterprise Project in Grenada; in others, they were much larger, as in the case of Proyecto de Desarrollo Rural de las Provincias del Noroeste in Argentina. Ten programmes focused on the production and sale of a specific product(s), including, for example, the roots and tuber programmes in Benin and Cameroon. This approach does not involve value chain analysis/development, but typically focused on increasing yield and some simple form of market enhancements (e.g., feeder roads, local marketplace improvements). Five programmes had a value chain focus including, for example, the Rural Small and Microenterprise Promotion Project II in Rwanda.

Table 3
Target characteristics

	<i>Number</i>	<i>Percentage</i>
Product	10	26%
Value chain	5	13%
Geographic	23	59%
Population	1	3%
Market	1	3%
Locally Responsive	6	15%
Total	46	

117. It is of note that programme participation with geographically defined targeting was often based on an implicit process of farmer/entrepreneur self-selection. For example, a programme operating over many thousands of square kilometers with a population of one or two million inhabitants cannot offer services to all smallholders, and depended instead on groups of farmers either recruited or volunteering to participate in the programme. Some programmes offered services to any and all in targeted geographic areas such as in the Ha Tinh Rural Development Project in Viet Nam, where literacy and numeracy skills were broadly offered at the community level.
118. Both explicitly and implicitly and to varying degrees, the sample programme targeting experience sought to address the needs of homogeneous populations. There were two notable methods for doing this.
119. The first was to target the needs of smallholders in relatively homogeneous communities. This was the case with the Sofala Bank Artisanal Fisheries Project in Mozambique, which demonstrated how tackling fisheries problems from a

community perspective was important, particularly by recognizing fishing communities are complex social and economic entities in which fishing plays an important but not overriding economic role.³⁴ The Vegetable Oil Development Project in Uganda offered two targeting examples. One component of the programme worked to integrate smallholders into an oil seed value chain on Bugala Island in Lake Victoria. The programme facilitated a partnership between local smallholder farmers and the natural oil company Bidco. A second programme component aimed at introducing flower production for natural seed oils and oil essence manufacture targeted a larger, more dispersed geographic area. This programme was challenged to meet specific farmer interests.

120. The second approach to targeting focused on heterogeneous population but providing implementation mechanisms to meet the specific needs of beneficiaries. This approach was found to be particularly effective where design incorporated implementation structures which encouraged local ownership and empowerment. For example, programmes such as the Ha Tinh Rural Development Project in Viet Nam or the Rural Enterprises Project - Phase II in Ghana both had substantial local organization involvement. Similarly, projects such as the Market Strengthening and Livelihood Diversification in the Southern Highlands Project in Peru, had effective locally driven governance with high degrees of institutional transparency. Finally, the Programme for the Economic Development of the Dry Regions in Nicaragua addressed lack of water as a common inter-regional environmental constraint transcending local and institutional differences. This experience found targeting a narrowly defined common challenge is akin to addressing a homogenous contextually defined smallholder need.
121. The sample also offers targeting experiences that impairs programme achievements. For example, in the *Zambian Smallholder Enterprise and Marketing Programme*, a lack of focus on specific products challenged the programme's ability to serve diverse farmers' needs. The NGO business development service providers contracted by this programme were severely constrained by an overly complex menu of activities that did not necessarily correspond to farmer priorities.³⁵ In Grenada, a series of challenges led to the dilution of programme resources and an eventual refocus on a single, more homogeneous area.³⁶ The *Sustainable Rural Development Project for the Ngäbe-Buglé Territory and Adjoining Districts in Panama* focused on a relatively homogenous population, but did not have a well-defined production focus. This resulted in limited smallholder access to any of the several value chains it targeted.³⁷ Finally, a strong targeting focus does not necessarily lead to an effective intervention as was the case in the *Roots and Tubers Market-Driven Development Programme in Cameroon*, which was hindered inter alia by a "weak approach" to supporting value chains.
122. Targeting approaches in the SAM sample was diverse, as defined by four common targeting characteristics. Figure 1 shows among the sampled projects, those with geographically defined SAM targeting were found to have a higher average rating on impact and sustainability than those with targeting driven by production of certain products. Targeted value chain interventions, by contrast, had a higher average rating for relevance but lower for impact and sustainability. The projects

³⁴ IOE (2013), *Project Completion Report Validation of Sofala Bank Artisanal Fisheries Project Mozambique*, IOE, IFAD, Rome, Italy, 17.

³⁵ IOE (2010), *Project Completion Report Validation of Smallholder Enterprise and Marketing Programme Zambia*, IOE, IFAD, Rome, Italy, pages 5 and 11.

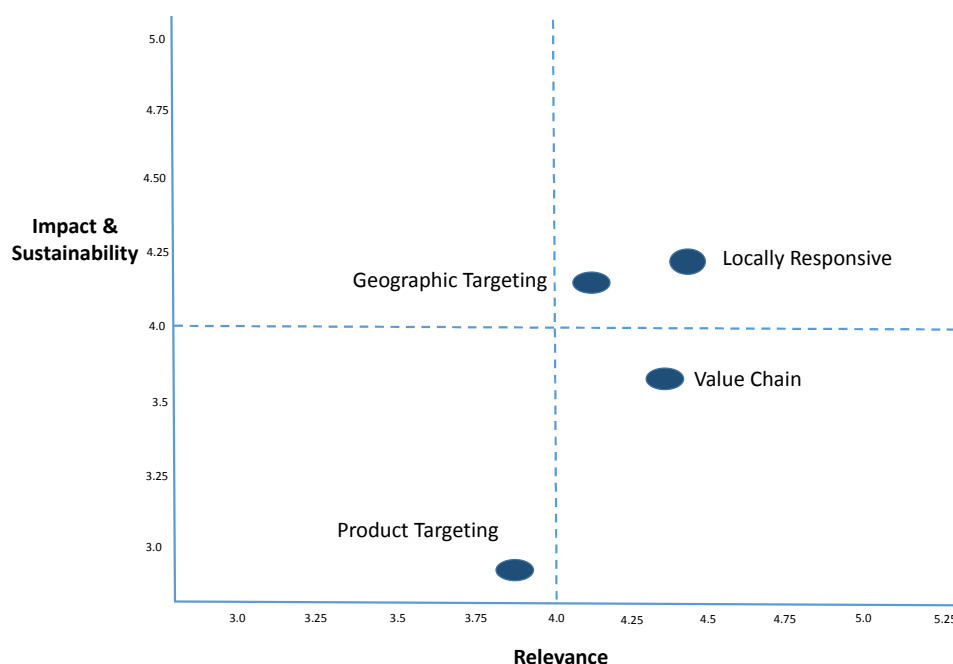
³⁶ There was also some need to adapt to the impacts of hurricanes. IOE (2015), *Project Completion Report Validation of Rural Finance Programme Grenada*, IOE, IFAD, Rome, Italy, 12.

³⁷ IOE (2013), *Project Completion Report Validation of Sustainable Rural Development Project for the Ngäbe-Buglé Territory and Adjoining Districts Panama*, IOE, IFAD, Rome, Italy, 40.

which had a targeting approach driven by product(s) and production increases had considerably higher average rating on relevance than impact and sustainability.³⁸

³⁸ Note that positioning of characteristics in figure 1 through 6, does not refer to causality. See paragraphs 30-31 for details of the methodology.

Figure 1
SAM programme targeting



* Figure 1 shows on the Y or vertical axis the combined average IOE evaluation rating for Impact (Household Income/Asset development, Human/Social Capital development, and Food and Nutrition) and Sustainability for each Key Question characteristics by programme. On the X axis the figure shows the IOE evaluation rating for Relevance. These ratings are drawn directly from IOE evaluations for each programme. For design rationale see paragraphs 30-31. This method is repeated for figures 1 through 6. Note: characteristics found in fewer than three programmes are not shown unless otherwise stated.

123. Programmes that had locally responsive characteristics were rated highly on both axis, underscoring the importance of programming that seeks to meet the needs of specific populations. In the Armenia Rural Areas Economic Development Programme there was a strong focus on unemployed men and women, rural entrepreneurs, agro processors and traders and non-agricultural small and medium-sized enterprises.³⁹ The Ha Tihn project did not so much target a specific population as it allowed community groups to tailor benefits to their needs. Demonstrating programme responsiveness can also happen after design as it did in Senegal where the *Projet d'Appui aux Filières Agricoles* programme focused primarily on value chains for four grains, but moved during implementation to provide support for almost 2,000 women to raise and sell high-quality, packaged chicken meat.⁴⁰
124. Six programmes partnered with medium and large size businesses which were important actors in value chains to which smallholders were to be linked on a sustainable basis. Programming in these cases provided some support to private sector actors but with the intention of improving market access for smallholders. IOE evaluations reported no evidence of systemic elite capture as a result of this targeting approach, and that the majority of non-programme management resources benefited smallholders.

³⁹ IOE (2011), PCRV of Rural Areas Economic Development Programme Armenia, IFAD, Rome, Italy.

⁴⁰ Discussion with Monitoring and Evaluation Manager of *Projet d'Appui aux Filières Agricoles* (PAFA), November 26, 2015.

Box 5

Key findings on targeting

The SAM sample programmes benefited smallholders to varying degrees. Notable targeting observations include:

- Geographical targeting was consistently employed but often had locally responsive and adaptable interventions which met local needs.
- Targeting focused on value chains had higher rated impact and relevance than most of those focused on a specific product and its production.
- Programmes delivering market-oriented activities to target population showed notable market relevance.

125. **Partnerships/institutions/policy issues.** How have partnership strategies, capacity-building of institutions, and development of government policies affected access to markets?
126. Table 4 shows the diversity of SAM programme partnerships. All programmes had the national government as a partner with greater or lesser degrees of active involvement, but with most limited to staffing of the programme management team and involvement in programme governance.

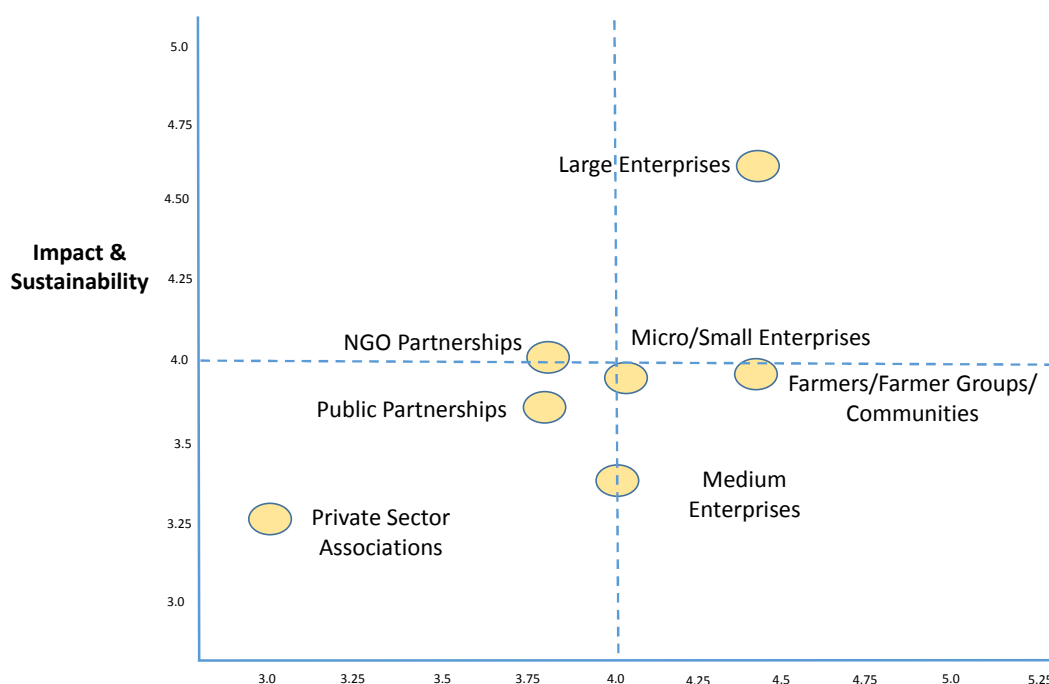
Table 4
Partnerships characteristics

	<i>Number</i>	<i>Percentage</i>
Public	34	87%
NGO	16	41%
International development organizations	3	8%
Private sector association	3	8%
Micro/small private	6	15%
Medium private	3	8%
Large private	3	8%
Farmers/groups/communities	20	51%
Total	88	

127. The second largest number of partnerships were with local farmers/farm groups, with the terms of partnerships ranging from formal participation to "partnership" through being programme clients or beneficiaries. Similarly, various sizes of enterprises were included as programme partners, some formalized, others not. SAM programming also involved different types of NGOs and civil society organizations, including cooperatives and other types of business associations. Three international development organizations were partners with various levels of active participation.
128. Figure 2 shows the main partner types in the SAM sample as defined by common characteristic approaches. It shows that programmes with large enterprise partners were also found to have the highest average impact and sustainability ratings, while programmes partnering with farmer groups and communities and/or with micro and small enterprises received a similarly high average relevance rating, but scored less on medium and long term impact. . Programmes promoting partnerships with private sector associations were found to be the least relevant and obtain the least sustainable impact.

129. Incentives to participate in a SAM project are diverse and usually context specific. Farmers and their groups often seek empowerment, which can come in many forms, from basic life skills development to active participation in programme management such as in the local resource allocation committees found in several programmes.⁴¹ Farmers as "enterprise" owners can also be quite market-oriented, primarily incentivized by the very tangible outcomes of increased income, as was the case in El Salvador's Programme for Reconstruction and Modernisation, where programme partners were offered market-driven business support or extension services. The opposite was often the case with government extension services, such as in Ethiopia where the government Cooperatives Promotion Department extension staff were reported not to have smallholder-relevant business promotion, management, and marketing know-how.

Figure 2
SAM programme partnerships



Box 6
Partnership diversity

While it is generally positive that the number and diversity of programme partners has risen over time, there is no simple relationship between the number or type of any particular partner(s) and project achievements. Sometimes managing numerous partners can challenge programme management, as with the Indonesian Participatory Integrated Development in Rainfed Areas programme, where the "complexity of the programme (for example, the need to implement multiple components in situations of limited local capacity) outstripped the government, local organization and NGO project partners' ability to efficiently manage the programme".

130. Programmes with substantial NGO partnerships had mixed ratings, an outcome consistent with their mixed, often non-market-oriented objectives. Many NGOs, for example, wished to strengthen their influence and membership base, while others focused building their own capacity to provide services to target beneficiary groups. Many, like the Regional Agricultural Marketing and Cooperatives Office (RAMCO) in

⁴¹ IOE (2013), PCRV of Market Strengthening and Livelihood Diversification in the Southern Highlands Project, Peru, IFAD, Rome, Italy; IOE (2015), PCRV of Smallholder Cash and Export Crops Development Project Rwanda, IFAD, Rome, Italy; and IOE (2014), PCRV of Improving Market Participation of the Poor, Viet Nam, IFAD, Rome, Italy.

the Agricultural Marketing and Enterprise Promotion Programme in Bhutan, measured success as a function of member or constituent welfare. The evaluation of Mount Kenya East Pilot Project for Natural Resource Management in Kenya found, for example, that substantial local organization participation supported sustainable outcomes both at the farmer and the government level.⁴²

131. Increasingly, IFAD partnerships have involved more smallholder micro and small enterprise, but also medium and even large businesses, particularly related to value chain focused programmes. These partnerships are primarily, though not exclusively, driven by market forces which, when effectively managed, can counter balance and complement public sector partners who tend to be less market-oriented. Larger businesses also typically have a host of resources at their disposal that smallholders and the public sector often lack, such as investment capital, technology, business know-how and direct market access. This was the case in programmes like the Rural Areas Economic Development Programme in Armenia and the Rural Business Development Programme in the Republic of Moldova which worked with small and medium-sized enterprise, and some larger businesses to create better market access through finance and business development support.⁴³ In these and other programmes with similar partnership approaches, there was a certain amount of "elite" capture, but the overall impact in terms of jobs created, small businesses supported, and local economic development outcomes was significant. In the case of the Uganda Vegetable Oil Development Project, some 800 smallholders were linked to the Bidco Oil Refineries Ltd., a vegetable oil producer generating jobs and substantial economic multiplier effects in the local economy that otherwise would not have been created.⁴⁴ A challenge to this programme, and one confronting other, newer IFAD programmes not in the sample, was the shifting interests of the private sector partner originally selected as project developer. Access to flexible capital, such as equity or long-term debt (or quasi equity) would enhance IFAD's ability to attract and influence private company investments and behaviour. This is equally true of inclusive financial institutions which often require equity and quasi equity capital for capital reserve and, particularly germane to IFAD's development goals rural market service expansion.
132. *IFAD and national governments as partners.* IFAD took on several different roles: programme design, loan oversight and sometimes a supervisory role in SAM sample programmes, though it infrequently took a more direct facilitator role as well. Where IFAD took this more active role, for example, to improve governance or, occasionally weighed in directly on struggling programmes, performance tended to see a turn for the better (e.g. Participatory Integrated Development in Rainfed Areas in the Republic of Indonesia and the Umutara Community Resources and Infrastructure Development Project Rwanda).⁴⁵

⁴² IOE (2014), PCRV of Mount Kenya East Pilot Project for Natural Resource Management, Kenya, IFAD, Rome, Italy 62.

⁴³ IOE (2012) Project Performance Assessment of Rural Business Development Programme, Republic of Moldova, IFAD, Rome, Italy and IOE (2011), PCRV of Rural Areas Economic Development Programme, Armenia, IFAD, Rome, Italy.

⁴⁴ **IOE (2014), PCRV of Vegetable Oil Development Project, Uganda, IFAD, Rome, Italy.**

⁴⁵ **IOE (2011), PCRV of Participatory Integrated Development in Rainfed Area, Indonesia, IFAD, Rome, Italy, 40; and IOE (2013), PCRV of Umutara Community Resources and Infrastructure Development Project, Rwanda, IFAD, Rome, Italy, 57.**

Box 7

Trends in corporate social responsibility

In a growing number of product sectors such as cacao, tea, coffee, bananas and pineapples, large multinational corporations like Costco, McDonalds, Nestlé, Cargill, Starbucks, or individual brands of large corporations such as Lipton's and Ben and Jerry's are attempting to engage smallholders in a socially responsible manner. To varying degrees, partnerships with companies of this type offer substantial advantages to smallholders, though not without some risk. While evaluated SAM programmes did not include an example of large multinational companies other than the regional firm BIDCO in Uganda, programming more recent than that of the synthesis sample has found that increasingly formalized and contractual relationships involved in such partnerships can be critically important to smallholders. IFAD's collaboration with UNIDROIT to develop "A legal guide to contract farming" is highly relevant as a result.

133. This facilitator/honest broker role is viewed positively by evaluations as was represented in IFAD's performance scores which averaged 4.4 across the SAM sample. There was also notable positive feedback related to IFAD country offices, particularly in cases of complex projects.
134. The IFAD SAM sample also shows that where governments facilitated more than controlled programmes, results tend to be more positive. Governmental programme coordination has been particularly successful when aligned with ongoing public sector decentralization efforts such as in Viet Nam where institution building was seen as "two way" between the central and local levels, leaving in place commune level decision-making and planning capacity.⁴⁶ SAM enabling responsibilities vested in local governments or local councils have been effective as well, including example programmes in Peru and Rwanda.⁴⁷ Where the opposite is true, or where responsibilities and/or roles are unclear or subverted, partnerships can have negative implications for programme achievement. This was the case in Mexico, where the sample programme fell victim to rapidly changing strategies and substantial funding shifts between the federal and state governments involved in the programme⁴⁸ and in the Bolivarian Republic of Venezuela, where government policy and priorities changed dramatically during the course of the programme, altering local partner priorities, incentives and objectives.⁴⁹
135. There were limited examples related to the regulatory environment, however, in those cases where the governments were able to facilitate their regulatory output, objective achievements were impressive. The introduction of new inclusive finance laws in Ethiopia is an example of this. Another example is the enacting of land registry laws and the recognition of indigenous areas in the Sustainable Rural Development Project for the Ngäbe-Buglé Territory and Adjoining Districts programme in Panama.

⁴⁶ **IOE (2011), PCRV of Ha Tinh Rural Development Project, Viet Nam, IFAD, Rome, Italy, 28 and 31.**

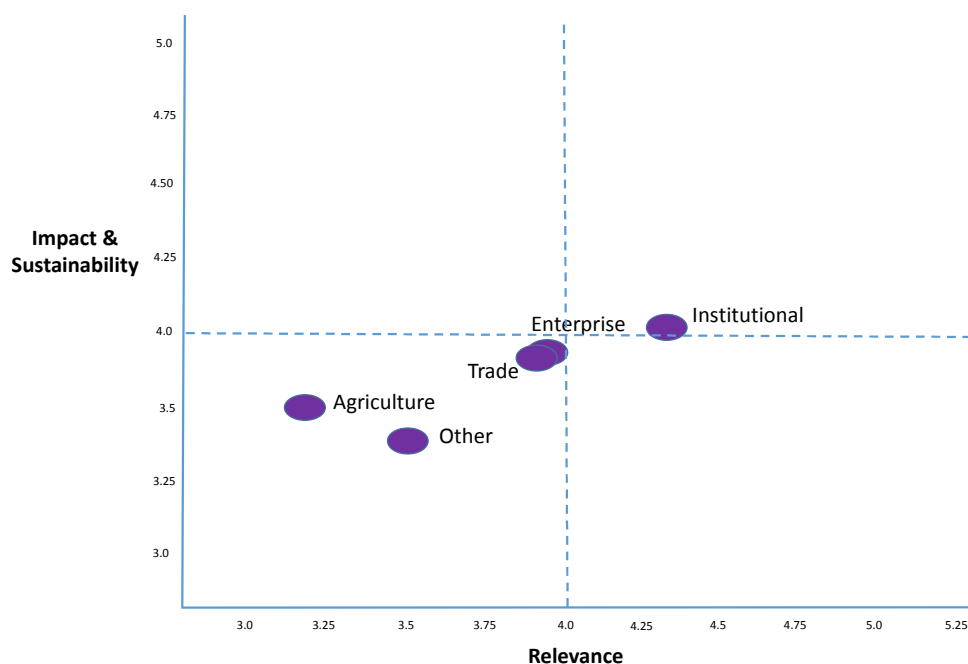
⁴⁷ **IOE (2013), PCRV of Market Strengthening and Livelihood Diversification in the Southern Highlands Project, Peru, IFAD, Rome, Italy; and IOE (2013), PCRV of Umutara Community Resources and Infrastructure Development Project, Rwanda, IFAD, Rome, Italy, 18.**

⁴⁸ **IOE (2011), PCRV of the Rural Development Project for the Rubber Producing Regions of Mexico, IFAD, Rome, Italy, 18.**

⁴⁹ **IOE (2011), PCRV of the Agro-productive Chains Development Project in the Barlovento Region, the Bolivarian Republic of Venezuela, IFAD, Rome, Italy.**

136. *Institutions and policy.* Figure 3 illustrates that support to institutions and policies that are focused on enterprise development and trade have the highest ratings, whereas general agricultural policy has less notable ratings. Most generally, the figure shows that the more market-oriented the institution and policy effort is, the more favourable the ratings. Indeed, formal institution-building, while limited in the SAM sample, have had key contributions to programmatic achievements.
137. Institution-building has been effective in those instances where local needs and risks were addressed, and local actors were empowered within the broader SAM programme ecosystem. The aforementioned programme in Panama is a representative example. In this programme, local committees were created and strengthened to work with state government co-implementers, and with shared coordination entities like the Technical Methodological Committee and the Social Human Development Committee. The programme helped seven local committees obtained legal status to improve their offices which brought the physical presence of several state institutions to the local level.⁵⁰ Market access outcomes in this case were less notable, but the basis for smallholder empowerment and market access preparedness were put in place.

Figure 3

SAM policy and institutional development

138. Programmes with substantial enterprise policy work achievements were on average rated positively for relevance, impact and sustainability. Unfortunately, the sample does not provide much information on trade-related activities as there were only two instances of explicit and direct trade policy work.

⁵⁰ IOE (2013), PCRV of the Sustainable Rural Development Project for the Ngäbe-Buglé Territory and Adjoining Districts, Panama, IFAD, Rome, Italy, 21.

Box 8

Key findings on partnerships, institutions and policy

- Well-defined roles and responsibilities, with incentives crafted to motivate partners to support smallholders' empowerment, build their capacity and provide access to markets are key to programme partnerships that maximize programme outcomes.
- SAM partnership strategies had mixed results.
- Partnerships promoting flexibility, innovation, knowledge and skills creation and transfer are well-suited to SAM programming.
- Public sector partners facilitating SAM programmes were often effective.
- Where IFAD had to take a more active role, results have been positive.
- Effective private sector partners are willing to take reasonable profits while supporting smallholder development aims (e.g., fair price/return to farmers and a risk adjusted return on private sector investment).
- Much institutional development that took place was found to be relevant and contributing to sustainable impact.
- Policy interventions were few but those related to enterprise and trade were found to be relevant and important to achieve longer term impact.

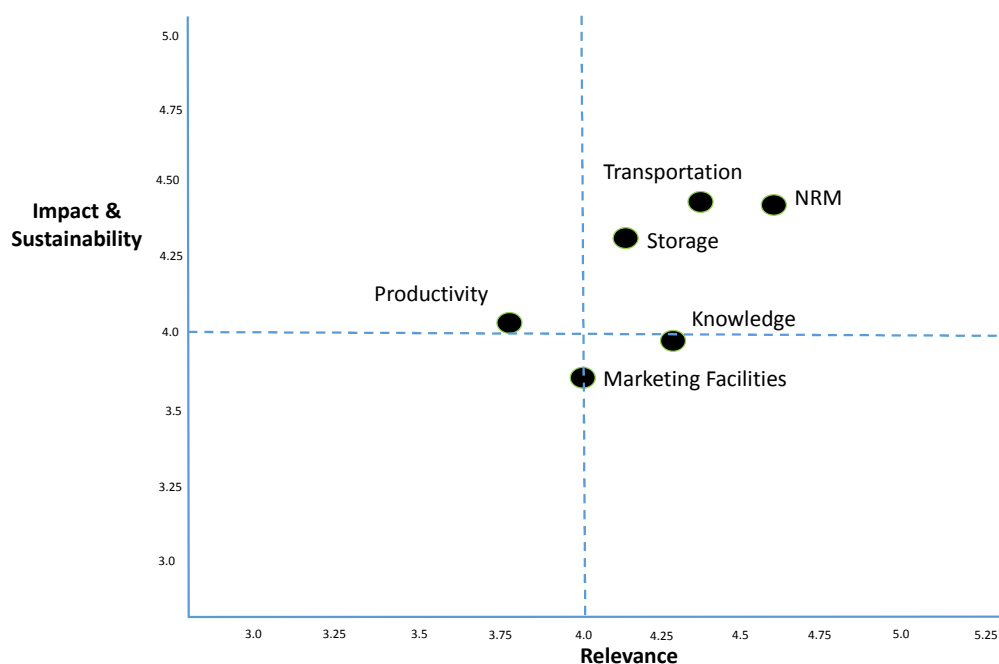
139. **Infrastructure.** How does infrastructure impact access to markets?
140. As noted in Chapter II, section B., provision of infrastructure has evolved from the relatively passive provision of roads and bridges to more proactive forms of market access development such as storage and grading infrastructure and, more recently, through the development of information and knowledge market infrastructure.
141. Like finance, infrastructure alone seldom maximizes smallholder market access. It may appear obvious, but while a road can take a smallholder to market, or a warehouse can safely store excess production, neither necessarily enhances smallholder market access. This is a lesson that IFAD's SAM programming has had difficulty in learning – that while infrastructure is often a prerequisite to market access, only after smallholder production and capacity constraints have been addressed, production risks managed, and the knowledge/capacity to take a fair profit on equitable basis has been developed can sustainable market access truly be created.
142. The sample evidence shows that the infrastructure challenge is not just the identification of what infrastructure is lacking, but how to develop needed infrastructure in a sustainable manner. Implementation questions are indeed insuperable from programme infrastructure design, and will be treated more in Chapter IV.
143. By far, the most often encountered infrastructure characteristic in SAM programming was the development and management of market knowledge, typically provided directly to smallholders via public or quasi-private extension services (see table 5). Some knowledge generation interventions included basic literacy or simple accounting skills trainings. In some programmes, capacity-building focused on household/farm financial management. In others, farmers or farmer groups were offered product marketing capacity development or, less often, contract development and management skills. Transportation, storage and processing and natural resource management were also relatively common SAM programme infrastructure elements.

Table 5
Infrastructure characteristics

	<i>Number</i>	<i>Percentage</i>
Knowledge	22	56%
Transportation	10	26%
Productivity	9	23%
Market facilitation	17	44%
Storage	5	13%
Processing	3	8%
NRM	6	15%
Total	74	

144. Figure 4 shows that programmes with a road and/or storage facilities construction or rehabilitation component tend to be more relevant and successful in achieving sustainable impact. Programmes with a market knowledge generation component scored on average equally well on programme relevance. Programmes with natural resource management elements, though few in number, had even a higher average rating on relevance. Roads are the most valued infrastructure characteristic, and in case after case, feeder roads combined with productivity increases and farmer knowledge/empowerment development proved to be the most effective combination of programmatic elements.
145. Clearly, the mix of infrastructure approaches in the sample was quite varied. Some interventions were quite broad in scope, incorporating several physical and capacity/institutional infrastructure elements. For example, the Mozambique Sofala Bank Artisanal Fisheries Project offered a range of infrastructure inputs, from roads, to fish coolers, to community empowerment trainings, to business and market knowledge generation. The programme was highly rated compared to other programmes such as the Roots and Tubers Market-Driven Development Programme in Cameroon which had similar infrastructure elements. The latter programme's achievements were limited due to poor implementation, poor market analysis and the programme's inability to develop local farmer business capacity (among other interrelated challenges), this despite a coherent infrastructure plan.

Figure 4
SAM programme infrastructure



Box 9

A complete package with good results

In the United Republic of Tanzania, better prices obtained by many of the (programme) groups is not only due to group bargaining power; the support for market information systems, the warehouse receipt system and the construction of feeder roads and market places also contributed. The warehouse receipt system provides the depositors with liquidity so that they do not have to sell their produce immediately after harvest when prices are lowest.... the system [is now] being implemented in 11 districts".

Rural Financial Services Programme, United Republic of Tanzania PPA.

146. Other programmes had more focused infrastructure goals such as the Programme for the Economic Development of the Dry Region in Nicaragua and the Brazilian Sustainable Development Project for Agrarian Reform Settlements in the Semi-Arid North-East (Dom Hélder Câmara Project). The latter programme linked local smallholder sales to an established government school lunch programme. Smallholders were also offered basic business capacity development skills and were encouraged to produce a greater diversity of food products for sale at newly constructed and rehabilitated local marketplaces. Together, these programme elements supported increased and more diversified sources of income, addressed farmer production risk, and enhanced producer business knowledge producing notable programme achievements.
147. The SAM programme sample showed infrastructure impacts were also often only as good as other supporting programmatic elements. The Roots and Tubers Development Programme in Benin found that while farmers had improved access to root and tuber market price information and improved market facilitation infrastructure (e.g. roads, warehouses and storage barns), it failed in its socio-economic analysis to recognize farmers had poor access to land, inputs and extension services, making increased production fit for commercialization difficult. This led to tuber and root price fluctuations, which in turn increased farmer risk. Finally, value chain power dynamics were not addressed, leaving smallholders exposed to unpredictable/uncontrollable "market making" actions of powerful market stakeholders. A similar experience was found in the Yarmouk Agricultural Resources Development Project in Jordan.

148. These examples are not uncommon in the sample, underscoring the implementation challenge of developing, delivering and supporting infrastructure investments. There are many implementation considerations that showed to be important, however three stand out.
149. The first, as noted, is the challenge of designing a package of infrastructure elements providing targeted smallholders access to markets on a sustainable, profitable and food-secure basis. The second is the need to design and implement in rhythm with the market, including the flexibility to adapt to market-driven interests such as competing business opportunities, changing tastes, and macro-economic, political and environmental change affecting market dynamics. The third consideration is programme activity sequencing, or ensuring each infrastructure element is rolled out as required to support the overall programme schedule. In several programmes, production yields grew before roads were built or farmer organizations were formed. In the case of the Roots and Tubers Market-Driven Development Programme in Cameroon, production gains were made before the creation of a consultative forum of farmer organizations, buyers, sellers, agro-industry and financial institutions meant to strengthen the commercialization of the sector.⁵¹
150. Finally, infrastructure sustainability is a critical and often challenging aspect of SAM programmes. There are several instances of unsatisfactory sustainability ratings in the sample related to infrastructure elements, often due to a lack of resources and/or planning to ensure future maintenance and operational capacities. This was often the case for physical infrastructure and more frequent for capacity and institutional support infrastructure such as business development services, which have proven particularly difficult to maintain on sustainable basis. At the institutional infrastructure level, village and community councils were often not strong enough to support their mandates post-programme, and the same was often true for farmers groups, cooperatives and business associations formed as a part of a programme.

Box 10

Key findings on infrastructure

- There is no set combination of infrastructure needs leading to greater SAM achievements, and effective choice of what should be offered is often the outcome of extensive socio and economic analysis of target populations.
- Most IFAD programmes with substantial infrastructure investments were able to enhance sustainable and equitable smallholder market access to some degree.
- SAM programming that supported production, transportation, market access facilitation, knowledge and capacity infrastructure had the highest achievement ratings.
- Infrastructure for transportation, particularly roads, was consistently found in programmes with high relevance and impact/sustainability ratings.
- Implementation sequencing and programme management challenges were experienced by many programmes.
- Infrastructure sustainability challenges were common, particularly for capacity-building infrastructure, but also for productivity, transportation and market access infrastructure.

151. **Finance.** How has the financial sector (e.g. formal and informal banking, leasing, insurance, private investment, input supplier credit, etc.) responded to meet the financial demands and needs of the target group for production and market access?

⁵¹ IOE (2015), PCRV of the Roots and Tubers Market-Driven Development Programme, Cameroon, IFAD, Rome, Italy.

Table 6
Finance characteristics

	<i>Number</i>	<i>Percentage</i>
Commercial bank	5	11.4%
Non-bank financial institution	11	25.0%
Formal-based financial institutions	5	11.4%
Informal member-based financial institutions	7	15.9%
Guarantee fund	1	2.3%
State bank	2	4.5%
State fund	2	4.5%
Programme fund	8	18.2%
Other	2	6.8%
Total	44	

152. Many SAM sample programmes involved some form of financing and, like many other elements of SAM programming and consistent with IFAD's Rural Finance Policy and experience, have moved progressively towards greater commercial or market-oriented service delivery mechanisms.
153. SAM programmes have included diverse, often multiple types of support to improve access to inclusive or pro poor financial services (table 6). Seven programmes have employed more than two financial service provider types and three used three or more. Non-bank financial institutions (NBFIs), or the classic "microfinance" institution are found in 11 programmes, and informal and formal member-based financial institutions (MBFIs) are found in seven and five programmes respectively. There were eight programme-managed funds.
154. Figure 5 shows formal MBFIs had the highest average rating for relevance, as well as impact and sustainability. These institutions are often small savings and loans groups or financial cooperatives registered with central banks, national cooperative finance apexes, or in some cases, a government agency. The advantage of these institutional types is that they are both highly local in nature, respond to local economic needs, and smallholders are typically members and thus retain some control in the organization. Formal MBFI business models typically have tested governance and management structures, and offer a modest selection of financial services. Informal MBFIs have very simple membership-managed structures with proven operating rules and governance mechanisms. They do not, however, usually report to a financial supervisor and have no external oversight as a result. IFAD operating experience with both formal and informal MBFIs has been quite mixed and finds performance for either type can vary greatly from context to context. Informal MBFIs, for example, can have sustainability challenges and often do not live much longer than programmes supporting them. This experience is echoed in the sample where programmes with informal MBFIs had an average sustainability score of 2.5.
155. In programmes with fairly sophisticated and larger stakeholders such as in Armenia, Republic of Moldova and Azerbaijan, commercial banks have been involved in SAM programmes with notable achievements. A number of SAM programmes have provided smallholders access to the commercial financial sector via apex funds, guarantee funds and NBFIs and MBFIs linked to banks. These efforts have had various degrees of success, most notably in Ethiopia where

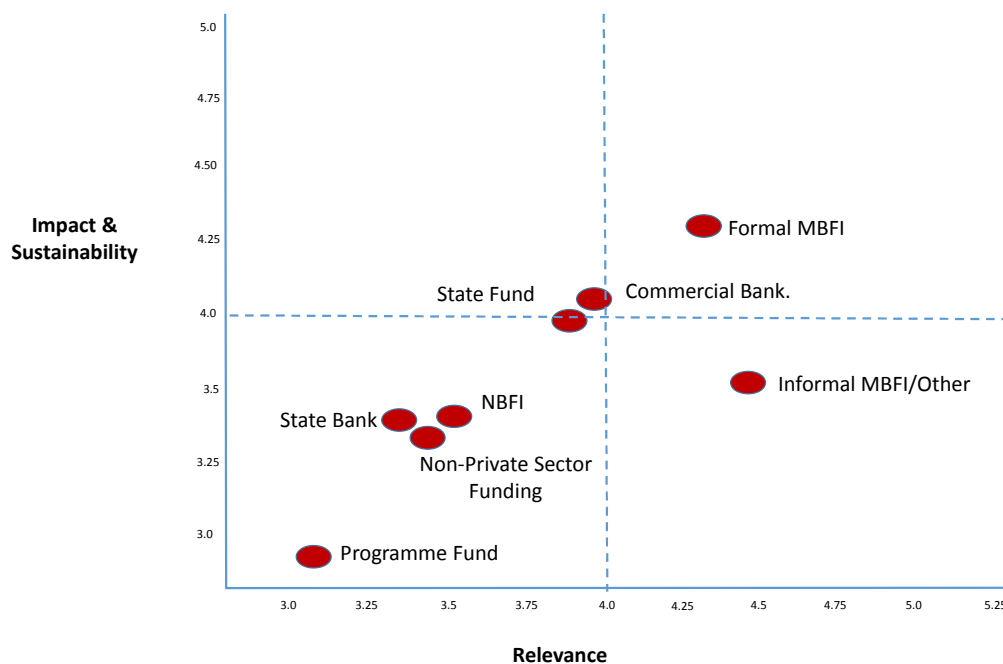
- smallholders have been linked to large market-driven government-owned banks. Very large companies involved in SAM programmes such as Bidco in Uganda, avail themselves of investment and commercial banks. In some few cases, input supply companies or large corporate buyers provide smallholder credit, though this was less frequent in the sample than it is in more current IFAD programme experience.
156. NBFIs performance was mixed. This might be expected given that most NBFIs are urban-based and less familiar with service provision in high transaction cost rural markets. Serving rural markets requires products geared to the financial needs and economic cycles of rural households which are normally different from urban areas. This has challenged many NBFIs in IFAD's operating experience and the SAM sample is no exception (see figure 5). These challenges – or at least the transaction cost challenge – could soon be radically altered, however, as mobile banking technology becomes more commonplace.⁵²
 157. SAM programmes have also employed a small number of state banks, state credit funds or have managed their own internal lending schemes. The combined average results for all non-private sector financial funding (i.e. state banks, state-managed funds and programme-managed funds – see figure 5) were found in programmes with mixed but generally lower ratings. Many non-private funds do not have the capacity to manage financial programmes and poor credit decisions are common. This desire to support beneficiary businesses or simply poor credit management often results in granting loans to borrowers whose businesses are not ready for credit.⁵³
 158. This was the case in the Yarmouk Agricultural Resources Development Project in Jordan where farmers and many women-owned businesses financed by the state bank partner struggled to repay loans due to lack of preparation and or poor storage and market infrastructure support. It is also common that borrowers fail to pay back loans because they believe state or programme funds will not likely demand payment or will not offer loans in the future – both strong disincentives to repayment. These conditions affected several programmes in the sample with implications for market access sustainability. State-led funding is not always ineffective however. In Brazil, a government-run financial service facilitated much smallholder access to capital with substantial impact.⁵⁴
 159. Wholesale funds had mixed results. Often managed by the SAM programme or a development bank, this funding approach had more positive achievements when lending to a limited number of financial institutions serving the rural poor and not directly to businesses. While there is only a small number of examples to draw on in the sample, this finding is consistent with IFAD rural finance experience generally. In the Zambia Rural Finance Programme, for example, a programme-managed fund had notable positive effects helping financial institutions increase their rural portfolios. Notably, wholesale funds supporting various types of inclusive financial sector institutions also contribute to stronger inclusive financial sectors supporting poverty reduction more generally. Most inclusive financial institutions need some form of capital, particularly equity capital which wholesale funds are hard pressed to provide. In some cases, they provide long-term debt capital at low interest rates which doubles as equity. Typically, however, government funds have too many or too few restrictions to encourage the kind of financial discipline that contributes to sustainable financial institutions. Decision making processes at most funds are also too slow or cumbersome to meet the needs of institutions.

⁵² More recent IFAD programmes have supported this emerging financial sector development in a variety of ways and it is assumed mobile banking in many countries will soon support substantial SAM activities in the near future.

⁵³ There were only two examples each of state banks and state funds so caution should be exercised in generalizing on the basis of data. Taken as a group (or as an average of the four examples) the importance to either smallholders or the market is still quite low.

⁵⁴ IOE (2008), CPE of Brazil, IFAD, Rome, Italy (Dom Helder Camara, PROSERTÃO, PROGAVIÃO).

Figure 5
SAM programme finance



Box 11

Key findings on finance

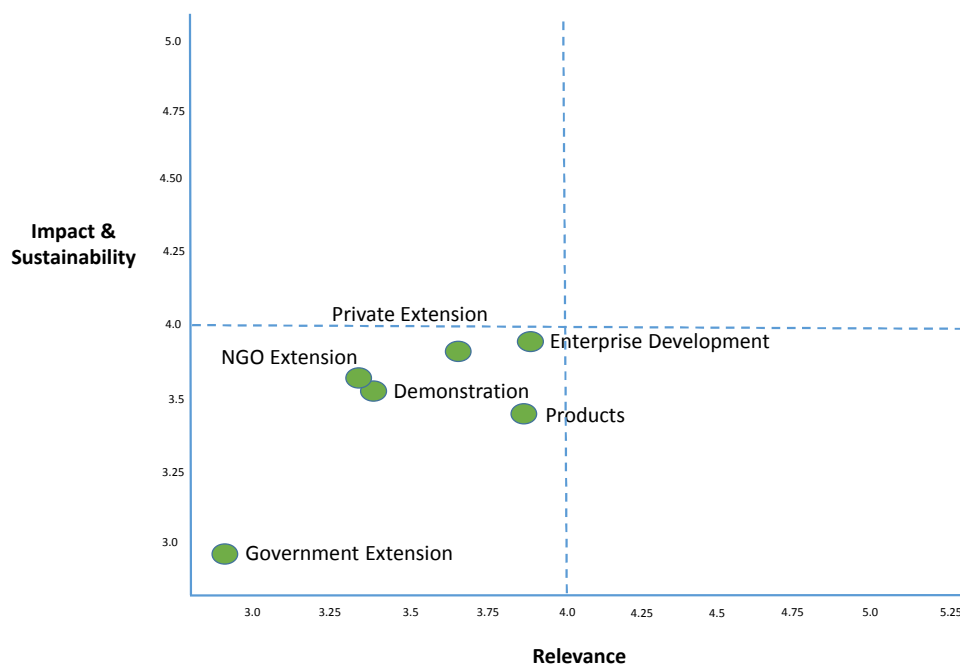
- The SAM sample programmes' financial support experience largely mirrors IFAD's broader rural finance experience.
- IFAD SAM programming has taken advantage of diverse types of funding sources available with mixed success.
- There were more commercially-oriented financial institutions than non-commercial.
- Informal and formal MBFIs were found in programmes with higher impact and relevance ratings, suggesting that local control is important.
- Non-private funding sources were found in programmes with less impact and relevance.
- There is little evidence to show if financial institutions were able to meet the specific financial and risk management needs of rural smallholders (i.e. via tailored products and services).

160. **Production, food security and nutrition.** How does the nature and type of product/production and income potential affect SAM, and does SAM translate into greater food security and nutrition for the rural poor (e.g. choice of production, commercial versus subsistence production, etc.)?
161. Food security lies at the heart of how the rural poor estimate the risk of devoting limited land, capital, and labour resources to the production of food for commercialization purposes. For many observers, increasing productivity, improving product quality or introducing a new crop seems like a non-decision. For families who regularly experience periods of food shortages, however, the calculation is not so straightforward.
162. Almost all of the evaluated sample of SAM programmes had an explicitly stated goal to improve food security and nutrition. Of the programmes reviewed, however, only three integrated food security into programmatic outcome objectives. In an estimated 50 per cent of programmes, food security was a

programmatic outcome even if it was not always specifically stated. Very few programmes however designed input components or activities to improve food security; fewer yet attempted to assess risks to food security a smallholder might take by greater participation in formal markets (food and non-food).

163. Overall, the sample programmes had a mixed record of food security enhancement leading to an IOE average food security rating of 3.9. This is about the same as household income and asset development and human social capital impact indicators which had a combined average rating of 4.1.
164. The SAM programme sample food security and nutrition impacts varied a great deal. In some cases, improved product/production did not result in greater food security, as was in the case of Azerbaijan, which had relatively high evaluation ratings yet had an unsatisfactory 3.0 on food security. Financial sector projects such those in Tanzania and Ethiopia, similarly score poorly on food security. By contrast, in Mozambique, the Sofala project which had an explicit focus on food security also had noticeable improvements in fish consumption and better all-around access to subsistence food and nutrition, as well as increased income for food purchasing. The Uganda Vegetable Oil Development Project had notable food security achievements with a rating of 6.0, with a 5.3 on overall impact rating and 4.0 for sustainability. Figure 6 shows that the market-driven characteristics had higher smallholders and market functionality programme ratings. Supporting smallholder enterprise and use of private demand-driven extension were found in programmes with some of the highest ratings in the sample. Government extension, by contrast was found in programmes with much lower ratings.
165. Assessing the degree to which enhanced food production actually contributed to improved beneficiary welfare was a notable challenge across the sample programmes. In an estimated 30 per cent of programmes, IOE evaluations noted very poor to non-existent monitoring and evaluation capacity. Where food and nutrition impacts were measured, both were often reported to have improved however. Yet in most cases evaluations reported attribution could not be credited to programme impacts either due to measurement challenges or because exogenous factors were likely to have resulted in measured impacts. More complexly and critical to understanding SAM interventions achievements, while monitoring and evaluation could often identify programmatic challenges, they were frequently unable to isolate specific contributions of different SAM intervention elements.

Figure 6
SAM Programme focus on production, food security and nutrition



Box 12

Key findings on food security

- Food production and food security was an explicit goal in almost all programmes. Achievements were more positive than negative, but often not attributable to SAM programming.
- Few programmes explicitly designed components to improve food security.
- Few programmes made participant food security risk-reward calculations or developed food security risk management systems.
- Programmes with an enterprise development focus and private extension activities had notably good food security impacts, sustainability and relevance ratings.

C. Gender equality and natural resource management

Gender equality

166. Women play significant roles in agricultural production, are often engaged as active entrepreneurs, are responsible for much household management, and can play critical decision-making roles within their communities.
167. Yet despite their importance, women continue to suffer great economic and social inequality, representing an enormous lost opportunity cost to rural development and poverty alleviation efforts. Take for instance the aforementioned evidence suggesting women who run farms suffer a 20-30 per cent yield gap compared to those operated by men. This is not for lack of ability but largely due to "inequalities in accessing productive resources".⁵⁵ Closing this gap and expanding on market access opportunity is not just an issue of equality, but a potential opportunity to increase rural household productivity for commercial purposes.
168. The SAM evaluated sample experience supports the observation that women lack resources and empowerment. It also found women perform well in SAM activities

⁵⁵ FAO (2011). The State of Food and Agriculture 2010-2011, Women in Agriculture, Closing the gender gap for development.

despite these inequalities, and in several cases, greatly outperform expectations. It also found that while women were almost always considered in SAM programming, seldom were specific activities, processes, or resources devoted to addressing gender equality and the specific needs of women with respect to greater market access.

169. The attention to the specific needs of women was underlined in IFAD's 2006 targeting policy⁵⁶ and later expanded upon in IFAD's Gender Policy of 2012 which has three strategic objectives:
- Promote economic empowerment to enable rural women and men to have equal opportunity to participate in, and benefit from, profitable economic activities.
 - Enable women and men to have equal voice and influence in rural institutions and organizations.
 - Achieve a more equitable balance in workloads and in the sharing of economic and social benefits between women and men.
170. These objectives are cornerstone to maximizing both women's access to markets and, returns to smallholder market access interventions more generally. It is not entirely fair, however, to judge the SAM sample portfolio on the basis of a gender policy published well after the SAM sample programmes were designed. In addition, women's role in SAM is unfortunately not well-charted though it may be safe to assume that what applies more generally to women in rural areas – unequal access to resources, unequal voice in decision-making, disproportionate, workloads on- and off-farm etc. – would apply in any SAM programme context. Indeed, a few sample programmes did seek to address the specific context and needs of women, some acknowledging the issues as noted in the strategic objectives above, either explicitly or implicitly. Only a small number of programmes had specific gender activities and outcome expectations.
171. That there was little comprehensive gender planning in most programmes did not always lead to poor gender performance however. For example, the Rural Enterprises Project - Phase II in Ghana had a 5.0 rating on gender, as did 10 other projects in the sample. In the Rwanda Smallholder Cash and Export Crops Development Project, women-formed high-quality coffee grower cooperatives emerged independently from the programmes work on cooperative organizations.⁵⁷ Another programme that had noteworthy gender achievements was the Participatory Rural Development Project in Yemen. The intervention not only supported women empowerment and wellbeing, but also tapped women's capacities to improve community participation as well. At the same time and underscoring the need to explicitly address gender inequality, the programme also had systemic gender biases which had male-led herd extension services favouring male managed herds over those managed by women.
172. When gender was explicitly considered in design, as it was in the Sustainable Rural Development Project for the Ngäbe-Buglé Territory and Adjoining Districts in Panama, notable gender outcomes were often achieved. This programme, for example, employed Women Circles to raise the presence and visibility of women in project activities. The programme also encouraged/empowered women entrepreneurs to start microenterprises through the innovative "The Women Contest" for feasible microenterprise business proposals. Importantly, these initiatives helped to attract the attention of state and donor agencies in the target

⁵⁶ IFAD, Targeting: Reaching the Rural Poor.

⁵⁷ IOE (2014), PCRV of the Rural Small and Microenterprise Promotion Project - Phase II, Rwanda, IFAD, Rome, Italy, 57.

region, strengthening communities and their institutions to generate broader impacts at the community level (as per the SAM ToC).⁵⁸

173. Overall, however, the sample programmes had mixed results integrating women into markets. While often mentioned as part of a programme's target population, women were rarely the focus of programme elements. Geographic targeted programmes had the best gender IOE ratings averaging a 4.0 compared to 3.5 for the more market-oriented value chain focus. In programmes with extension services, gender ratings were relatively low, ranging from 2.6 for government extension to 3.4 and 3.3 for private and NGO-lead services respectively. Where there was a focus on enterprise development, however, gender performance was rated somewhat higher at 3.8.
174. Programmes with large companies (4.0) and NGOs (3.7) as partners rated higher on gender, but women fared less well (3.5) where farmer/farmer group partnership figured prominently. This compares to a rating of 4.8 for programmes which had specific institutional development activities, many of which had gender equality mandates, suggesting formal institutional settings may provide effective venues for addressing gender issues. Consistent with experience in inclusive finance, gender ratings for programmes featuring informal MBFIs were quite high (4.3), as they were for NBFIs (4.2), which are also often sensitized to the needs of women clients. And finally, women's participation in programmes with strong natural resource management components rated highly at 4.8.
175. Gender scores for participation in value chain focused programmes were by contrast relatively low. It was not clear from the evidence why this was the case, but IFAD experience suggests that it could be the result of women lacking the capital and time to participate in more formal market relationships. By contrast, and likely for the opposite reason, SAM programmes supporting microenterprises are often found in programmes with high gender ratings. Experience suggest this is because microenterprise require little capital, are often run on a part-time bases, and/or are operated out of a smallholders' home, all conditions which are favourable the context of women. IFAD experience also cautions that while women and microenterprise outcomes can be positive, care needs to be taken to ensure the time and effort dedicated to enterprise activities does not simply add to women's overall household workloads, or preclude them from the comparatively larger potential income value chain activities can generate. The Gente de Valor - Rural Communities Development Project in the Poorest Areas of the State of Bahia (Brazil) programme highlights that in addition to just meeting the needs of women, sequencing of social and market access capacity development was key to positive outcomes. In the context of this programme this meant reducing the amount of repetitive time-consuming work women undertook allowing them to participate in social capital development and empowerment building activities. Once empowered, women were better prepared to access income generation and market knowledge capacity development.⁵⁹

Natural resource management

176. Natural resource management (NRM) was infrequently addressed as a specific outcome of SAM programming. This does not mean that NRM was not often an element in programmes, it often was. For example, natural resources management was recognized as important in the Sustainable Rural Development Project for the Ngäbe-Buglé Territory and Adjoining Districts in Panama but was not "integrated into an overall intervention strategy of (the project)".⁶⁰ Similarly, the Sofala Bank

⁵⁸ IOE (2013), RCRV of the Sustainable Rural Development Project for the Ngäbe-Buglé Territory and Adjoining Districts Panama, IFAD, Rome, Italy, 43-45.

⁵⁹ IOE (2015) PPA of Gente de Valor - Rural Communities Development Project in the Poorest Areas of the State of Bahia, Brazil, IFAD, Rome, Italy, 78.

⁶⁰ IOE (2013), PCRV of the Sustainable Rural Development Project for the Ngäbe-Buglé Territory and Adjoining Districts Panama, IFAD, Rome, Italy, 33.

Artisanal Fisheries Project had substantial NRM impacts as the programme contributed to the establishment of a three-mile-zone for artisanal fishing and regulated industrial fishing, in addition to introducing fisheries resource co-management committees (Government and fishers) at the district and community levels. In the Yemen Dhamar Participatory Rural Development Project, results from simple actions such "educating the people on the improvement of natural resources and environment" lead to notable improvements in drinking water and public health.⁶¹ There are other similar instances where SAM programming had NRM impacts, but as with gender issues, without activities explicitly funding inputs and targeting specific outputs and outcomes, impacts were limited.

177. As NRM was often not rated in SAM projects it is not possible to draw broad performance conclusions other than to suggest that based on anecdotal evidence impacts were likely more significant than observed.

Box 13

Key findings on gender and NRM findings summary review synthesis

Gender equality

- SAM programmes had gender goals but frequently did not specify outputs or outcomes to support desired outcomes.
- Expanding market access to women offers a promising opportunity to increase household productivity for commercial purposes and poverty reduction.
- Women's market participation has been mixed but was often positive despite inequalities which require targeted, well-sequenced capacity development and empowerment support.

Natural resource management

- NRM outcomes were seldom found as specific programme activities in relation to SAM, but where there were specified NRM outputs, programme relevance and longer term impact were often scored high.

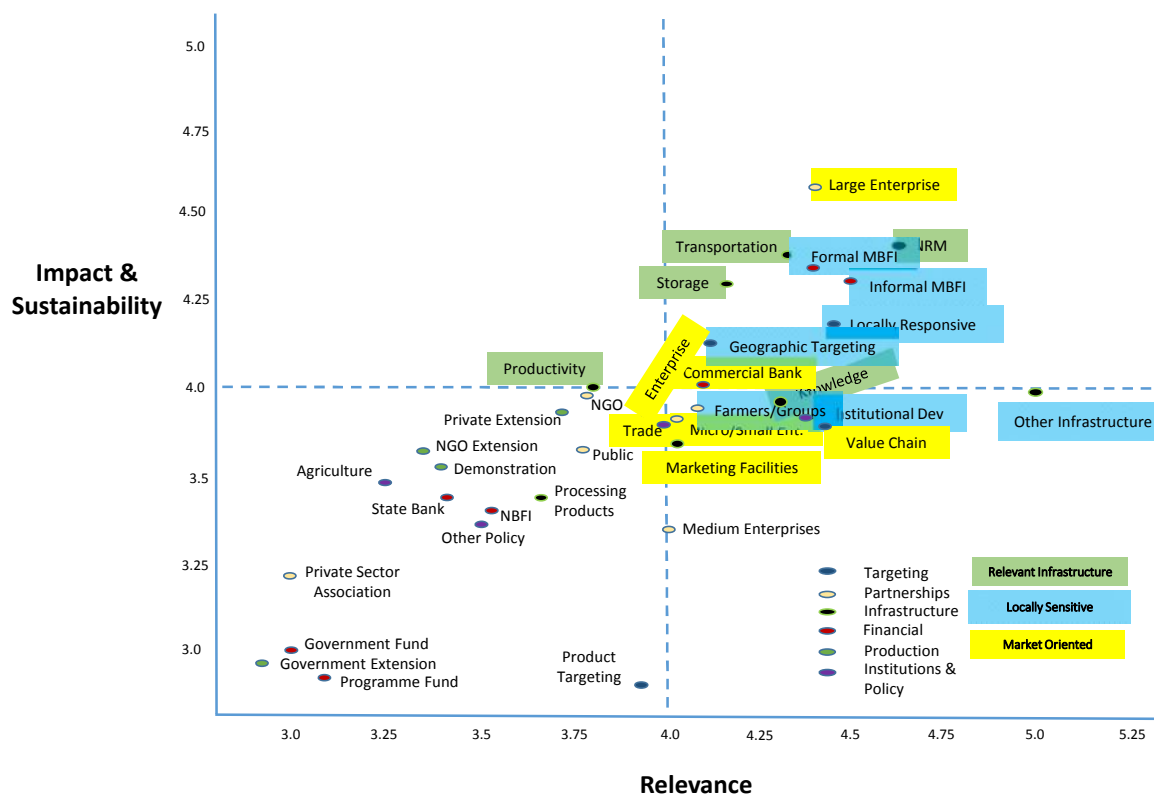
D. Summary of key question findings

178. The assessment of the sample SAM programmes against the five key questions showed that activities were well aligned with what SAM literature identifies as effective SAM practice and reflects a range of IFAD policy, strategy and guidance notes. As a means to further examine key questions findings, the synthesis mapped the programme characteristics found in figures 1 to 6 on a single chart to explore the data for generalizable patterns. Figure 7 shows three broad themes emerged from this exercise.
179. The first theme is found in blue highlight and shows a group of distinct programme characteristics which can best be classified as those which are sensitive to local needs and interests. This finding is consistent with both IFAD practice more generally and with good practice theory. It suggests – all programme management challenges held constant - that the more a programme takes into consideration local sensitivities and/or works with locally responsive partners the more relevant it will be to stakeholders and the more likely it will achieve rural poverty impact on a sustainable basis.
180. The second theme is found in yellow and represents market-oriented characteristics. SAM literature and IFAD experience notes a consistent association between market-orientation and positively rated intervention achievements. This does not necessarily hold true for all market-oriented and non-market characteristics, but the pattern is clear across extension services, financial services, and others including an enterprise support approach, market facility infrastructure

⁶¹ IOE (2014), PCRD of the Dhamar Participatory Rural Development Project Yemen, IFAD, Rome, Italy, 33.

etc. Trade and enterprise policy and institution development, were also found to be important to smallholders and market access, whereas agricultural policy change in the sample was not shown to be as important. This finding brings into question the functionality and influence of non-private capital and the potential need for more private sector ready/friendly capital.

Figure 7
Emerging SAM themes



181. The final theme is infrastructure (in green) which, traditional as it is, remains exceptionally valued and important in SAM interventions. A range of productivity and market facilitation infrastructure support from roads, to bridges to storage facilities played important roles in many of the most effective SAM sample programmes. Knowledge infrastructure also figured important and, as discussed, consisted of a variety of physical, capacity/institutional development activities from pricing systems to enterprise development institutions. Conversely, there were a number of intervention characteristics not found to be important to smallholders or market functionality, including government extensions services, non-private sector funds, and product targeting without a value chain focus.

E. SAM typology

182. The synthesis furthered its assessment of the sample by developing a typology of SAM programmes which grouped them on the basis of common characteristics (as opposed to the themes found in section D above).⁶²

⁶² It should be noted that there have been few attempts to typologize approaches to SAM programme interventions. The most commonly referred to effort was presented by Maximo Torero to IFAD in 2011 and takes a micro-regional definitional approach. This synthesis recognizes the validity of that approach, but for the purposes of this synthesis, such an approach is not practical given the nature of the available resources, and the type of information and data provided by IOE evaluations.

183. To do this, a simple scoring system was developed to assess the complexity of each programme relative to SAM programme characteristics discussed in Chapter III, section B. (See box 14 for details).

Table 7

Programme typology

	<i>Number of programmes</i>	<i>Percentage</i>
Simple	6	17%
Intermediate	19	53%
Complex	13	36%

Three programmes were not classified

Box 14

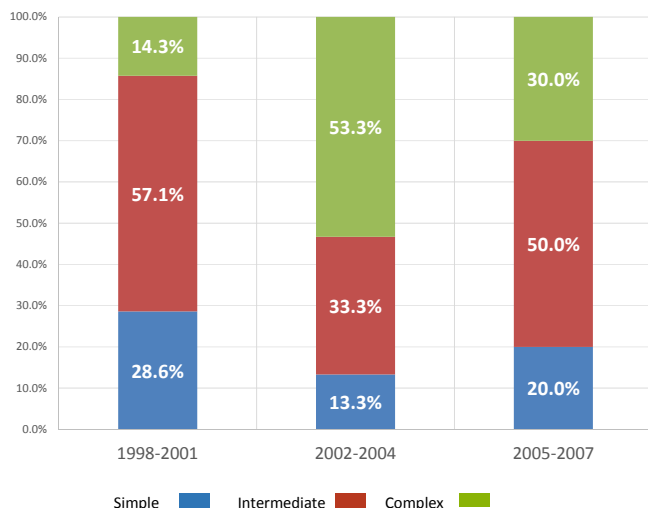
SAM typology method overview

<p>Each of the 42 characteristics was assigned a score of between 1 (lowest) to 4 (highest) according to its relative complexity. (See 33-35)</p> <p>The sum total of scores for each characteristics found present in each programme represents the programme’s typology score. A typology score of less than 10 is designated as a Simple, between 11 and 15 Intermediate, and more than 15 Complex.</p> <p>It is important to recall that increasing complexity does not necessarily imply a better intervention. Both the SAM sample and IFAD experience shows simple SAM approaches can be effective and that the potential impact of any programme type is context specific. See annexes iii for more information.</p>	<p>Example Typology Score Calculation</p> <table border="1"> <thead> <tr> <th>Programme Characteristic</th> <th>Score</th> </tr> </thead> <tbody> <tr> <td>Target Market</td> <td></td> </tr> <tr> <td>Geographic Target</td> <td>1</td> </tr> <tr> <td>Production</td> <td></td> </tr> <tr> <td>Food Product Focus</td> <td>1</td> </tr> <tr> <td>Partnership</td> <td></td> </tr> <tr> <td>Government</td> <td>1</td> </tr> <tr> <td>Micro/Small Businesses</td> <td>3</td> </tr> <tr> <td>Finance</td> <td></td> </tr> <tr> <td>Inclusive Financial Institution</td> <td>2</td> </tr> <tr> <td>Infrastructure</td> <td></td> </tr> <tr> <td>Transportation</td> <td>1</td> </tr> <tr> <td>Market Development</td> <td>2</td> </tr> <tr> <td>Knowledge Development</td> <td>2</td> </tr> <tr> <td>Total Typology Score</td> <td>13</td> </tr> </tbody> </table>	Programme Characteristic	Score	Target Market		Geographic Target	1	Production		Food Product Focus	1	Partnership		Government	1	Micro/Small Businesses	3	Finance		Inclusive Financial Institution	2	Infrastructure		Transportation	1	Market Development	2	Knowledge Development	2	Total Typology Score	13
Programme Characteristic	Score																														
Target Market																															
Geographic Target	1																														
Production																															
Food Product Focus	1																														
Partnership																															
Government	1																														
Micro/Small Businesses	3																														
Finance																															
Inclusive Financial Institution	2																														
Infrastructure																															
Transportation	1																														
Market Development	2																														
Knowledge Development	2																														
Total Typology Score	13																														

184. The synthesis next explored the mix of programme types over time, with the expectation of seeing more Intermediate and Complex programmes as IFAD address a greater variety of issues facing targets beneficiaries. To do this, programme types were divided by date of design over time (i.e. between 1998 and 2005). The data in Figure 8 reflects that sample programmes did indeed become more mixed since 1998 and increasingly more Intermediate and Complex programmes were designed.

Figure 8

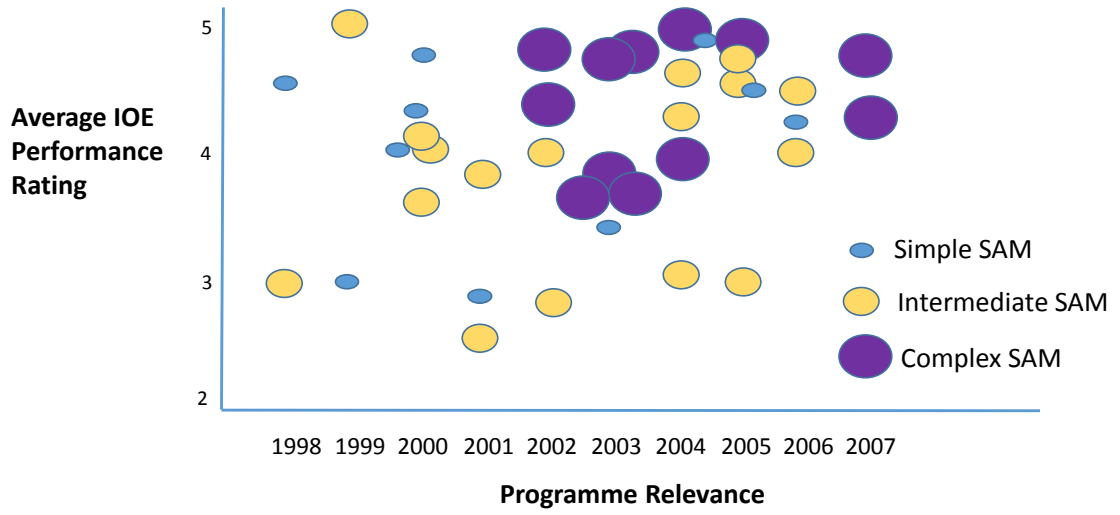
SAM programmes by type (by start date)



185. The synthesis next asked the question: what has performance of the SAM sample looked like over time? To answer this question, the synthesis plotted programmes by type and by IOE programme evaluation ratings over time.⁶³ The results are found in figure 9 where "simple" programmes are represented by the smallest circles, "intermediate" by the next largest circles, and "complex" by the largest circles. The X axis tracks programmes by design date and the Y axis plots programmes by overall IOE rating (see paragraphs 33-35 for more details).
186. The information in figure 9 shows that despite myriad challenges and obvious mixed results, as a group IOE SAM sample performance ratings are improving over time even as they have become generally more complex in approach. This increasingly complexity, in concert with incrementally improved performance suggests IFAD has been able to learn from experience across all programme types. This is an important observation in two respects. First, not all contexts demand complex solutions and that complex approaches are not always required. The temptation to make overly complex programme design is a common development hubris. The mix of IFAD programme types suggests that it is able to employ SAM programming in both complex and relatively simple ways to increasingly better effect. Second, the notable performance improvements of Simple and Intermediate programme approaches suggests IFAD has applied learnings not only to more complex programmes but simpler ones as well.

Figure 9
SAM programme typology by year (start date)

⁶³ Average score includes Relevance, Efficiency, Effectiveness, Impact (Household Income/Income/Asset development, Human/Social Capital) and Sustainability. While the overall programme score is used because a programme performance achievements are related to its ability to identify and deliver the appropriate package of activities to overcome constraints/risks of market participation.



Box 15

Key findings summary

- IFAD's SAM programming was relatively well aligned with what SAM literature identifies as effective practice. Programming also reflected a range of IFAD policy, strategy and guidance notes.
- IFAD has learned from its SAM interventions over the years.
- IFAD policies, guidance notes, and strategic frameworks have supported improvements in SAM investments.
- Localized, flexible, decision making and smallholder empowerment support were found to be consistently important to smallholders and market functionality.
- Market-oriented actors and activities often led to notable positive intervention achievements.
- Productivity and market facilitation infrastructure, particularly roads, played important roles in many of the most effective SAM projects.
- Non-market oriented actors and activities were often found in programmes rated to have lower impact, sustainability and relevance.

IV. Lessons learned

187. In addition to addressing the overarching question of how IFAD-financed SAM interventions meet institutional objectives and providing specific insights related to intervention design and implementation, the synthesis sought to identify broader lessons learned. Four lessons are set out below in detail, raising themes which complement and cut across the synthesis' conclusions provided in the next section.

(i) Different market dynamics and smallholder risks need to be identified and mitigated for in design and implementation of passive and active approaches to market access.

188. The synthesis observes a distinction between active and passive approaches to SAM programme interventions. *An active approach is one where an intervention seeks to alter the functioning of the market to the benefit of smallholders.* This approach can be as simple as introducing a new product to local food markets or as complex as reorganizing a global value chain. The passive approach, one applied frequently by IFAD, often treats smallholder constraints more generally through empowerment, capacity-building, and productivity support. Some form of physical infrastructure is commonly provided, but with much less direct intervention in the markets themselves. Innovation and adaptation to market dynamics, market entry risk calculations, and business management are left to the smallholder who is assumed better able to meet these challenges on their own (albeit frequently with ongoing access to business and agriculture extension support). The design, implementation, outcome risks and market dynamic effects for these two approaches are often notably different and need specific intervention considerations as a result.

189. In passive approaches, human and social capital gains are often apparent and large, but left to their own entrepreneurial devices, the extent to which smallholders access markets is more likely to be uneven. Igniting entrepreneurial creativity and innovation is the key to this approach without which maximizing the value of other investments in physical infrastructure, policy change or institution building is unlikely. Indeed, the synthesis found many examples of high social and human capital gains in programmes with that only modestly improved access to markets. Programmatic management risks are often lower in passive approaches, with outcome and impact responsibilities transferred to the smallholder whose success lies in tapping into existing market opportunities. Where this happened, programmes with demand-driven, extension/enterprise development services were

often found to be effective. Sustainable gains were also more likely to take place where transparent and accountable market mechanisms, institutions and policies worked to support the long-term interests of smallholders, without which evaluations found systemic access to market opportunities was often limited.

190. The active approach has higher overall programme risk as outcomes and impacts are often linked to a single or narrower market intervention. Working more directly with the private sector is common and comes with a different set of smallholder and programmatic risks. Elite capture and/or crowding out the smallholder are real dangers to this approach, underscoring the need for sensitive partnership development and constant attention to market dynamics, particularly as programmes can take several years to become fully operational. Where these elements come together and where programme sponsors take active facilitation roles, substantial agricultural and employment opportunities, economic multipliers and indirect benefits can be created. In these types of programmes, protecting smallholder interests in the short term through contracts and over the long-term with representative institution building is critical, as is constant and expert monitoring and evaluation.
191. A potentially useful consideration for future programme design is to simply be cognizant of the two implied approaches and to consider which to use given the constraints to market access smallholders face.

(ii) SAM programmes designed to build capacity and empower smallholders and their relevant institutions in transparent and accountable ways can support enduring market access.

192. Facilitation, not control is a key finding emerging from the synthesis. Where smallholders are given the tools to overcome constraints and manage risks, their long-term sustainable access to markets was often improved. This observation is not new or novel. Yet as simple as it is to observe, it remains a challenge to achieve in many public sector-lead programmes. Partnership selection must work to balance private-public interests in design and implementation, as well as to ensure programmatic capacity to identify and adapt to smallholder needs and market dynamics as a programme evolves.
193. Good programme governance encouraging input from all stakeholders is also required to maintain this balance, but particularly the input of often disempowered smallholders. In this role, the major programme investor, often IFAD, must be willing to bring order to management and governance when it goes awry. Taking such a step seems antithetical to a facilitation role and does have risks, but not taking charge when necessary will almost always result in poorer performance. Finally, in cases where the sustainability of intervention outputs was notable, the facilitation role was transferred to market and institutions/organizations which were smallholder responsive and accountable.

(iii) IFAD's policy and strategic direction underpin SAM emerging "good" practice programming.

194. IFAD corporate strategy and policies clearly underpin key supporting elements in SAM programming, and most critically, legitimize support of market-oriented interventions. They recognize to various degrees, key elements of rural/food market intervention dynamics. Tactical SAM programming decisions during programme design and implementation often require more detailed guidance than policy and strategy provides however. Technical notes have been helpful in this regard although guidance from IFAD could be expanded and refined, perhaps in a single document, particularly as it relates to targeting, gender and food security-commercialization risks.

(iv) SAM programmes take their time to assess and build the capacity to respond to market dynamics.

195. Markets often move faster than governments, international development organizations and other partners. This is a common refrain in SAM reviews, including this synthesis. It seems paradoxical to note that meeting the rhythm of the market and creating sustainable access often takes a good deal of time. Building and empowering durable and appropriate institutions and smallholder capacities is no simple task as the synthesis shows. The "building blocks" of SAM interventions will vary by context but are typically underpinned by excellent market analysis, good programme management capacity, piloting programmes, and well-defined partnership roles and responsibilities. Once in place, the mandate and capacity to respond to market conditions requires inter alia monitoring and evaluation systems to assess programme performance and market conditions both short and long term. Many of these elements also take some time to develop and require appropriate sequencing and human resource capacity, a challenge unevenly met in SAM programmes.

V. Conclusions and recommendations

196. Since its establishment, IFAD has consistently focused on reducing rural poverty and food insecurity and support to improve smallholder production has been a major part of its operations. As smallholders adopt new agricultural practices and technologies, household food production would create surpluses beyond sustenance needs, creating opportunities for commercial sales. This has raised questions of market access as many smallholders remained on the peripheries of formal markets, unable to take advantage of growing and increasingly formal food and non-food rural markets on a sustainable and equitable basis.
197. IFAD has long been a pioneer of smallholder market access intervention. This is reflected in its policies and strategic frameworks, and is highlighted by the organization's "learning while doing approach" to engaging new types of SAM interventions and partnerships.
198. Access to markets by poor smallholder farmers has been one of the key areas of IFAD support for rural poverty reduction. In the past fifteen years, IFAD has been supporting an increasing number and proportion of projects intended to address this issue. Some of its earlier programmes were innovative for their time, which were guided by much less than our understanding of SAM today. Over time, interventions have diversified and evolved. IFAD programming has increasingly become more market-oriented. IFAD has accumulated experience and institutional knowledge to work in this area.
199. However, food markets dynamics are moving faster and becoming more formalized than ever. This requires IFAD to become programmatically more flexible and to maintain a focus on the poor rural smallholder, particularly as opportunities emerge for smallholder farmers to access more formal markets and value chains. The prospect for achieving equitable, profitable, and sustainable outcomes would be more promising, if and when SAM programme design and implementation can effectively address ongoing and evolving needs to engage on a range of policy issues, to work with the private sector, to maximize positive environment impacts including issues of climatic change resilience.

A. Conclusions

200. **Key elements in successful SAM programmes included sound socio-economic analysis, interventions responsive to specific needs, adequate smallholder capacity development, market analysis and market-oriented approach and appropriate sequencing of programme activities.** IFAD's SAM programming has evolved to include a range of approaches to improve smallholder access to markets. The evolution of SAM programme performance was aligned with trends in SAM programming in general and was supported by IFAD's strategic and policy developments. SAM programmes have improved for all typologies of

programmes, i.e. simple, intermediate and complex. Common denominators in well performing programmes included, inter alia: meeting specific smallholder production/enterprise needs, being market-oriented, and having well-targeted and sequenced outputs.

201. IFAD SAM programming primarily target and serve the rural poor, often with a defined focus on the economically active poor. While programmes tend to cover large and diverse geographic areas and populations with heterogeneous needs, greater achievements were found when projects empowered smallholders to overcome market access constraints through a package of incentives and risk management tools. Programmes investing in smallholder capacity building to respond to market were found to be more relevant with more sustainable results, suggesting the importance of investing in socio-economic analysis and improved planning and sequencing of project activities.
202. **In many cases, SAM programmes did not specify outputs or outcomes with consideration to gender equality and women's empowerment.** When gender consideration was clearly incorporated in programme design and implementation, there were positive outcomes. Indeed, expanding market access to women offers a substantial opportunity to increase household food security as well as increase incomes from better returns from markets and via non-agricultural enterprise. And yet, women face unique and multiple barriers to access markets, especially formal markets.
203. **Where SAM programming paid attention to natural resource management issues, results were often highly rated.** Programmes that had notable achievements in this area – despite the small sample size – represent opportunities for SAM programmes with potentially positive impact on food production, enterprise development, as well as natural resources. The synthesis found, however, that when programmes included interventions to address the environment and NRM issues, many did not have specific, related programmatic outputs and outcomes.
204. **Improved access to markets alone does not necessarily lead to improved food security.** The extent of SAM programmes' impact on food security was difficult to estimate due to limited evaluative evidence and non-attributable gains. Improved food security was plausibly linked to programming in cases where improved income *and* sustenance food production was a clearly targeted outcome. Yet even in those few cases where sustenance versus commercial production calculations were made at design, **programmes seldom had specific food security and nutrition output to support outcome objectives.** Very few programmes detailed how food security would be improved. Related to this point, there tended to be insufficient reflection on what risks smallholders' would be exposed to by altering traditional economic strategies, which often involve food production for home consumption.
205. **Smallholder access to market information, knowledge and capacity development support is important to enhance and maximise the benefits of physical infrastructure development.** All interventions had some physical infrastructure development, with feeder roads consistently rated the most relevant and important to smallholders and market functionality. Programmes had many institutional and capacity infrastructure development interventions as well, with various degrees of effectiveness. Two challenges are highlighted. First, maximizing physical infrastructure investments - be it roads or marketplace construction – often requires smallholders to also have access to intangible capacity development infrastructure as well, such as pricing/product information systems, enterprise development support, and formal market skills training. The second challenge was the timely sequencing of outputs: when all appropriate infrastructure pieces and inputs (tangible and intangible) are put in place in the right order with an

appropriate sustainability plan in place, achievements on smallholder market access were rated higher.

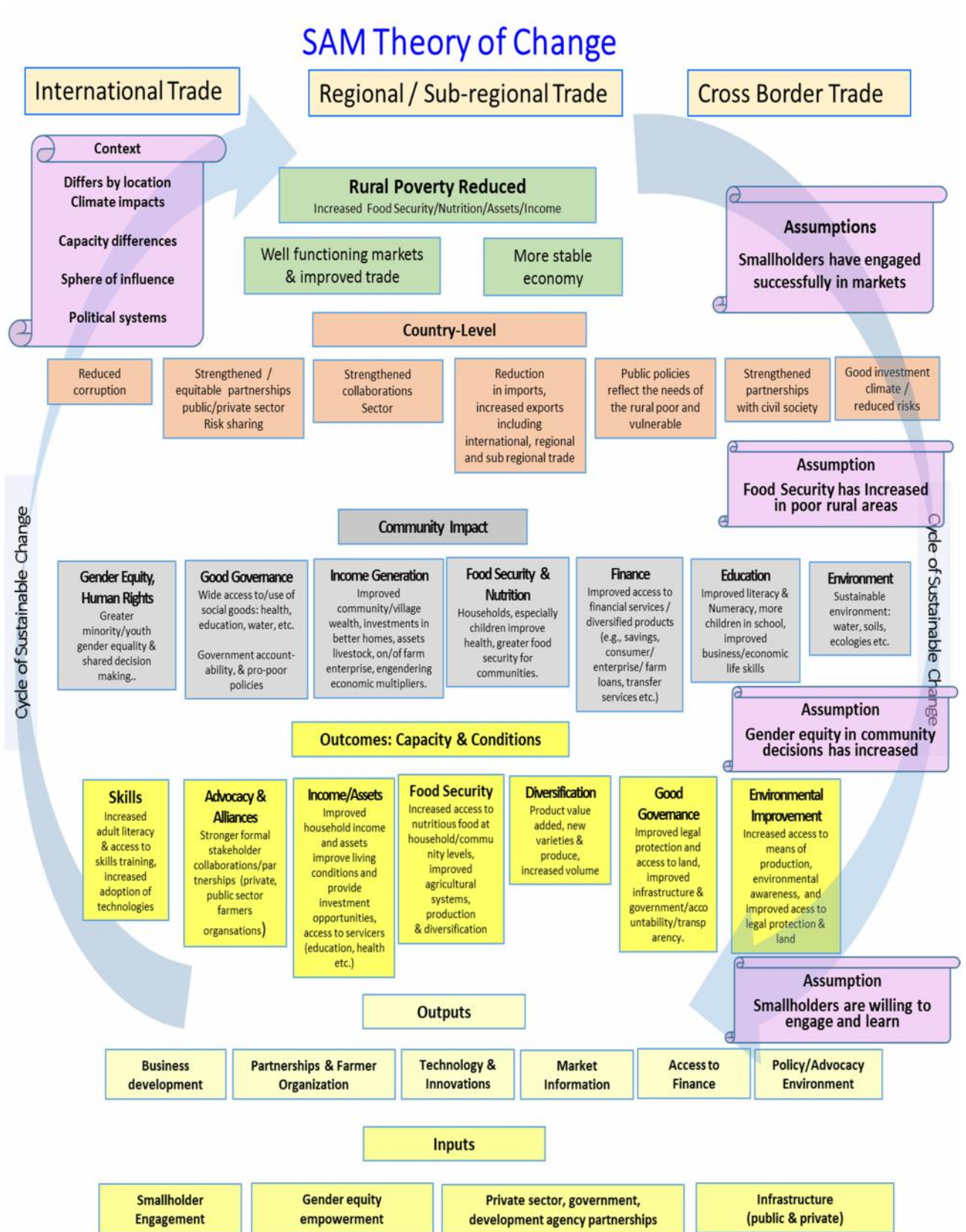
206. **Where programme partners were more "market-oriented", the interventions tended to have greater impact and relevance.** Findings showed that when public sector and international development partners, including IFAD took a facilitative role (and occasionally active role in ensuring programme governance and management), their performance was assessed positively and programme implementation was more likely to be effective. The sample had few explicit institution building activities and policy goals, but when they were effectively employed, there were notable SAM achievements. Where institutions were strong, transparent and accountable to the target group and smallholder farmers, the market access leveraged by programme outcomes appeared more sustainable. On the other hand, the programmes with public sector-led interventions tended to have lower ratings on impact, sustainability and relevance.
207. SAM programmes often and commonly included support for the financial sector. Where financial institutions were commercial and market-oriented, achievements tended to be rated higher. By contrast, when financial services were managed by a programme or the state, performance was uneven, but mostly unsatisfactory.

B. Recommendations

208. This evaluation synthesis has three broad recommendations for IFAD.
209. **Recommendation 1: Invest in improving SAM programme design with due attention to market dynamics.** Successful interventions would require solid programme building blocks that not only identify and address market access barriers but also incorporate sound understanding of market dynamics and market trends, market-knowledgeable partners, and market responsive programme management. IFAD should ensure that programmes that it finances are – both in design and implementation – based on market-oriented approaches and that its principal public sector partner(s) take on a role to facilitate a sound regulatory regime and operating environment to promote fair and equitable market participation of different actors, including smallholders and the private sector.
210. Careful consideration is needed for appropriately sequencing programme inputs and activities and their timely and effective implementation. IFAD should also pay due attention to incorporating flexibility in programmes to be able to respond to market conditions and opportunities as they evolve over time. As IFAD-financed programmes could take more than a year or two from concept to start up, provision should be made for timely market analysis.
211. As a cross-cutting area, considerations for natural resource management and the environment should be more systematically integrated in programme designs, beyond a "do no harm" approach. In fact, programmes with a more proactive approach to NRM provide opportunities for broad development and stakeholder welfare impact, and they can better incorporate specific programme inputs with measurable outcomes and impacts.
212. **Recommendation 2: Develop programme activities tailored to the needs of specific groups, taking into consideration risks they face.** Tailoring interventions to specific groups – whether they are defined by micro-regions, commodities, or commonly as smallholders' needs - requires in-depth assessment of *specific* stakeholder needs and, critically, their risk and expectation for returns from market participation. This makes "localized" programme input flexibility a must, for as smallholders integrate into markets and new opportunities or challenges inevitably arise, so too will their needs.

213. In programme design and implementation, gender specific constraints and opportunities should also be duly taken into consideration. Specific barriers to access markets faced by women in different contexts should be identified and measures to address them should be incorporated.
214. **Recommendation 3: Ensure programme monitoring and evaluation systems have well-defined and operational food security, nutrition and market access indicators.** SAM programmes have a number of particular monitoring and evaluation needs. For example, considering that SAM programmes often involve risks for smallholders in the context of rapidly evolving food markets, effective and timely monitoring of SAM activities, outputs and outcomes is critical to maintain programmes' relevance and maximize stakeholder welfares. This is particularly important when stakeholders, in particular smallholders, are investing their capital (land, labour and financial resources) into activities associated with projects/programmes.
215. Equally important is the need to have clear outcome and impact targets and indicators. This aspect has not been sufficiently addressed with regard to food security and nutrition. Such indicators should distinguish between sources of food security and nutritional improvements (e.g. sources of income and food, nutritional values) as a means to establish programme effectiveness and impact. Also, the gender perspective should be incorporated in monitoring and evaluation tools, for example, in terms of men and women participation in different economic activities, formal and informal markets, contractual relations, access to different financial services.

Smallholder access to markets: theory of change



Programme Sample

SAM SAMPLE programmes				
	Programme name	Country	Region	Document
1	Proyecto de Desarrollo Rural de las Provincias del Noroeste	Argentina	Latin America & Caribbean	PCR/V
2	Rural Areas Economic Development Programme	Armenia	Near East, North Africa, Europe & Central Asia	PCR/V
3	Rural Areas Economic Development Programme	Armenia	Near East, North Africa, Europe & Central Asia	PPA
4	North-East Development Project	Azerbaijan	Near East, North Africa, Europe & Central Asia	PPA
5	Roots and Tubers Development Programme	Benin	West & Central Africa	PPA
6	Agricultural Marketing and Enterprise Promotion Programme	Bhutan	Asia & the Pacific	PPA
7	Sustainable Development Project for Agrarian Reform Settlements in the Semi-Arid North-East (Dom Hélder Câmara Project)	Brazil	Latin America & Caribbean	PPA
8	Projet d'appui aux microentreprises rurales Burkina Faso	Burkina Faso	West & Central Africa	PCR/V
9	Roots and Tubers market-Driven Development Programme	Cameroon	West & Central Africa	PCR/V
10	Programa de Reconstrucción y Modernización	El Salvador	Latin America & Caribbean	PCR/V
11	Southern Region Cooperatives Development and Credit Programme	Ethiopia	East and Southern Africa	PPA
12	Rural Development Project	Georgia	Near East, North Africa, Europe & Central Asia	PPA
13	Rural Enterprises Project - Phase II	Ghana	West & Central Africa	PCR/V
14	Rural Enterprises Project	Ghana	West & Central Africa	PPA
15	Rural Enterprise Project Grenada	Grenada	Latin America & Caribbean	PCR/V
16	Participatory Integrated Development in Rainfed Areas in the Republic of Indonesia	Indonesia	Asia & the Pacific	PCR/V
17	Yarmouk Agricultural Resources Development Project	Jordan	Near East, North Africa, Europe & Central Asia	PPA
18	Mount Kenya East Pilot Project for Natural Resource Management	Kenya	East and Southern Africa	PCR/V
19	Rural Development Project for the Rubber Producing Regions of Mexico	Mexico	Latin America & Caribbean	PCR/V
20	Rural Business Development Programme	Moldova	Near East, North Africa, Europe & Central Asia	PPA
21	Sofala Bank Artisanal Fisheries Project	Mozambique	East and Southern Africa	PCR/V
22	Livestock and Rangelands Development Project in the Eastern Region	Morocco	Near East, North Africa, Europe & Central Asia	PCR/V
23	Rural Finance Support Programme	Mozambique	East and Southern Africa	PCR/V

SAM SAMPLE programmes				
	Programme name	Country	Region	Document
24	Programme for the Economic Development of the Dry Region in Nicaragua	Nicaragua	Latin America & Caribbean	PCRV
25	Sustainable Rural Development Project for the Ngäbe-Buglé Territory and Adjoining Districts Panama	Panama	Latin America & Caribbean	PCRV
26	Market Strengthening and Livelihood Diversification in the Southern Highlands Project Peru	Peru	Latin America & Caribbean	PCRV
27	Umutara Community Resources and Infrastructure Development Project	Rwanda	East and Southern Africa	PCRV
28	Rural Small and Microenterprise Promotion Project - Phase II	Rwanda	East and Southern Africa	PCRV
29	Smallholder Cash and Export Crops Development Project	Rwanda	East and Southern Africa	PCRV
30	Agricultural Marketing Systems Development Programme	Tanzania	East and Southern Africa	PPA
31	Uganda Area-based Agricultural Modernization Programme	Uganda	East and Southern Africa	PCRV
32	National Agricultural Advisory Services Programme	Uganda	East and Southern Africa	PCRV
33	Vegetable Oil Development Project	Uganda	East and Southern Africa	PCRV
34	Agro-productive Chains Development Project in the Barlovento Region Venezuela	Venezuela	Latin America & Caribbean	PCRV
35	Project Completion Report Validation of Ha Tinh Rural Development Project Vietnam	Vietnam	Asia & the Pacific	PCRV
36	Improving Market Participation of the Poor	Vietnam	Asia & the Pacific	PCRV
37	Dhamar Participatory Rural Development Project	Yemen	Near East, North Africa, Europe & Central Asia	PCRV
38	Smallholder Enterprise and Marketing Programme	Zambia	East and Southern Africa	PCRV
39	Rural Finance Programme	Zambia	East and Southern Africa	PCRV

Typology scoring system

The weighting of the 42 key characteristics was based on findings from the SAM literature review and guided in part by IFAD's operating experience and technical guides. The weightings reflect that the more locally driven and responsive a programme is and the more market-oriented its partners and activities are, the more it can achieve for positive market integrations. The table in this annex provides the actual scores by characteristic. The scores are meant to show relative importance. See paragraphs 33-35 and Box 14 for more detail. Please note that not all characteristics are reported on in the main text of the report due to lack of data points (as noted where appropriate).

Target Market	
Geographic	1
Population	2
Product	2
Market	2
Value Chain	3
Locally responsive	2
Partnership/Policy/Institution	
Government	1
NGO	2
International Development Organizations	1
Private Sector Association	2
Micro/Small Businesses	3
Medium Businesses	3
Large Businesses	3
Farmers/Farmer Groups	4
Agriculture Related	1
Enterprise Related	1
Trade Related	1
Institutional Development	1
Other	1

Infrastructure	
Transportation	1
Market Development	2
Knowledge	3
Productivity	1
Transport	1
Storage	1
Processing	1
NRM	1
Other	1

Finance	
Commercial Banks	1
Non-Bank Financial Institution	2
Formal Member Based Institution	2
Informal Member Based Institution	2
Guarantee Fund	1
State Fund	1
State Bank	1
Programme Fund	1
Production, Food Security & Nutrition	
Food Product focus	1
Demonstration	2
Government Extension	1
Private Extension	2
NGO/Local Extension	2
Enterprise Development	2

List of key persons met

Marco Camagni, Senior Technical Specialist – Rural Markets & Enterprises, Policy and Technical Advisory Division, IFAD

Beatrice Gerli, Gender Specialist Consultant, Policy and Technical Advisory Division, IFAD

Francesco Rispoli, Senior Technical Specialist – Inclusive Finance, Policy and Technical Advisory Division, IFAD

Geoffrey Livingston, Regional Economist, East and Southern Africa Division, IFAD

Edward Heinemann, Lead Technical Specialist - Policy, Policy and Technical Advisory Division, IFAD

Kristofer Hamel, Senior Knowledge and South-South Cooperation Specialist, SKD

Dina Saleh, Country Programme Manager, Near East, North Africa and Europe Division, IFAD

Vincenzo Galastro, Country Programme Manager, West and Central Africa Division, IFAD

Cintia Guzman, Programme Analyst, Latin America and the Caribbean Division, IFAD

Ronald Hartman, Country Programme Manager, Asia and the Pacific Division, IFAD

Widad Batnini, Partnership and Resource Mobilization Officer, IFAD

Geoffrey Chalmers, Managing Director, Partnerships & Investment, ACDI VOCA

Ibrahima Ndiaye, Projet d'Appui aux Filières Agricoles/Agricultural Value Chains Support Project, Senegal

Grahame Dixie, Consultant, Specialist in Markets and Value Chains

Bibliography

IFAD

- IFAD, IFAD Strategic Framework 2003-2006.
- IFAD, 2006. IFAD Strategic Framework 2007-2010, Enabling the rural poor to overcome poverty, Executive Board, 89th session, Rome, 10-14 December 2006.
- IFAD, 2008. IFAD's role in middle-income countries, Consultation on the Eighth Replenishment of IFAD's Resources, 4th session, Rome, 21-22 October 2008.
- IFAD, 2009. Report to the Consultation on the Eighth Replenishment of IFAD's Resources, Governing Council, 32nd session, Rome, 18-19 February 2009.
- IFAD, 2011, A Profile of the Rural Poor, Background Paper for IFAD Rural Poverty Report. Rome: IFAD.
- IFAD, 2011. IFAD's Engagement with Middle-Income Countries, Executive Board, 102nd session, Rome, 10-12 May 2011.
- IFAD, Targeting Reaching the Rural Poor 2006.
- IFAD Strategic Framework 2011-2015: Enabling Poor Rural People to Improve Their Food Security and Nutrition, Raise Their Incomes and Strengthen Their Resilience. Rome: IFAD.
- IFAD, 2012. Report of the Consultation on the Ninth Replenishment of IFAD's Resources, Governing Council, 35th session, Rome, 22-23 February 2012.
- IFAD, 2012. Report of the Consultation on the Tenth Replenishment of IFAD's Resources, Governing Council, 38th session, Rome, 16-17 February 2015.
- IFAD, 2013. IFAD Initiative for Mainstreaming Innovation, Eighth Progress Report on the Main Phase, Executive Board, 110th session, Rome, 10-12 December 2013.
- IFAD, 2013, Smallholders, Food Security and the Environment. Rome: IFAD.
- IFAD, 2014. Enhancing IFAD's business model for inclusive and sustainable rural transformation, Consultation on the Tenth Replenishment of IFAD's Resources, 2nd session, Rome, 9-10 June 2014.
- IFAD, 2015. Report of the Consultation on the Tenth Replenishment of IFAD's Resources GC38/L.4/Rev.1 Feb 2015.

Country programme evaluations

- IOE (2005), Country Programme Evaluation of Benin, IFAD, Rome, Italy (Microfinance and Marketing Project, Income-generating Activities Project, Roots and Tubers Development Programme).
- IOE (2005), Country Programme Evaluation of Bolivia, IFAD, Rome, Italy.
- IOE (2006), Country Programme Evaluation of Bangladesh, Independent Office of Evaluation, International Fund for Agricultural Development, Rome, Italy, (Small-scale Water Resources Development, Smallholder Agricultural Improvement, Microfinance Technical Support, Employment Generation for the Rural Poor Third Rural Infrastructure Development).
- IOE (2008), Country Programme Evaluation of Brazil, Independent Office of Evaluation, International Fund for Agricultural Development, Rome, Italy (Dom Helder Camara, PROSERTÃO, PROGAVIÃO).
- IOE (2008), Country Programme Evaluation of Morocco, Independent Office of Evaluation, International Fund for Agricultural Development, Rome, Italy (Agricultural Value Chain Development Project in the Mountain Zones of Al-Haouz Province).

- IOE (2009), Country Programme Evaluation of Ethiopia, IFAD, Rome, Italy (Southern Region Cooperatives Development and Credit Project, Rural Financial Intermediation Programme, Agricultural Marketing Improvement Programme, Special Country Programme II).
- IOE (2009), Country Programme Evaluation of Nigeria, IFAD, Rome, Italy (Roots & Tubers Expansion: Roots and Tubers Expansion Programme, Katsina State Agricultural and Community Development Project).
- IOE (2009), Country Programme Evaluation of Pakistan, IFAD, Rome, Italy (Barani Village Development Project, Neelum and Jhelum Valleys Community Development Project, Northern Areas Development Project).
- IOE (2010), Country Programme Evaluation of India, IFAD, Rome, Italy (Orissa Tribal Empowerment and Livelihoods Programme, North Eastern Region Community Resource Management Project, Mitigating Poverty in Western Rajasthan, Convergence of Agricultural Interventions in Maharashtra's Distressed District Programme, Mewat Area Development Programme).
- IOE (2010), Country Programme Evaluation of Mozambique, IFAD, Italy (PAMA Support Project, Sofala Bank Artisanal Fisheries Project, Rural Markets Promotion Programme, Rural Finance Support Programme II).
- IOE (2011), Country Programme Evaluation of Kenya, IFAD, Rome, Italy (Smallholder Horticulture Marketing Programme, Programme for Rural Outreach of Financial Innovations and Technologies, Central Kenya Dry Area Smallholder and Community Services Development Project, Smallholder Dairy Commercialization).
- IOE (2012), Country Programme Evaluation of Ghana, IFAD, Rome, Italy (Rural Enterprises Project II, RFSP/Rural Finance Services Project, RTIMP/Root and Tuber Improvement and Marketing Programme, Northern Rural Growth Programme, Rural and Agricultural Finance Programme).
- IOE (2012), Country Programme Evaluation of Rwanda, Independent Office of Evaluation, International Fund for Agricultural Development, Rome, Italy (Smallholder Cash and Export Crops Development Project, Umutara Community Resource and Infrastructure Development Twin Project, Rural Small and Microenterprise Promotion Project II, Support Project for the Strategic Plan for the Transformation of Agriculture, Kirehe Community-based Watershed Management Project).
- IOE (2012), Country Programme Evaluation of Vietnam, Independent Office of Evaluation, International Fund for Agricultural Development, Rome, Italy (Programme for Improving Market Participation of the Poor in Ha Tinh and Tra Vinh Provinces, Agriculture, Farmers and Rural Areas Support Project in the Gia Lai, Ninh Thuan and Tuyen Quang Province, Developing Business with the Rural Poor Programme, Agricultural Resources Conservation and Development Project in Quang Binh Province, Rural Income Diversification Project in Tuyen Quang Province, Decentralized Programme for Rural Poverty Reduction in Ha Giang and Quang Binh Provinces).
- IOE (2012), Country Programme Evaluation of Yemen, Independent Office of Evaluation, International Fund for Agricultural Development, Rome, Italy (Economic Opportunities Programme, Fisheries Investment Project, Dhamar Participatory Rural Development Project, Al-Dhala Community Resources Management Project, Al-Mahara Rural Development Project).
- IOE (2013), Country Programme Evaluation of Madagascar, Independent Office of Evaluation, International Fund for Agricultural Development, Rome, Italy (Support Programme for Rural Microenterprise Poles and Regional Economies, Rural Income Promotion Programme, Project to Support Development in the Menabe and Melaky Regions II,).

- IOE (2013), Country Programme Evaluation of Nepal, Independent Office of Evaluation, International Fund for Agricultural Development, Rome, Italy (High-Value Agriculture Project in Hill and Mountain Areas, Western Uplands Poverty Alleviation Project).
- IOE (2013), Country Programme Evaluation of Uganda, Independent Office of Evaluation, International Fund for Agricultural Development, Rome, Italy (Area-Based Agricultural Modernization Programme, District Development Support Programme, District Livelihoods Support Programme, Community Agricultural Infrastructure Improvement Programme, Vegetable Oil Development Project).
- IOE (2014), Country Programme Evaluation of China, Independent Office of Evaluation, International Fund for Agricultural Development, Rome, Italy (Shiyan Smallholder Agribusiness Development Project, Inner Mongolia Autonomous Region Rural Advancement Programme, Rural Finance Sector Programme).
- IOE (2014), Country Programme Evaluation of Indonesia, Independent Office of Evaluation, International Fund for Agricultural Development, Rome, Italy (Post-Crisis Programme for Participatory Integrated Development in Rainfed Areas, Coastal Community Development Project, Rural Empowerment and Agricultural Development Programme in Central Sulawesi).
- IOE (2014), Country Programme Evaluation of Moldova, Independent Office of Evaluation, International Fund for Agricultural Development, Rome, Italy (Rural Financial Services And Marketing Programme, Rural Financial Services and Agribusiness Development Project, Rural Business Development Programme, Rural Finance and Small Enterprise Development Project, Agricultural Revitalization Project).
- IOE (2014), Country Programme Evaluation of Senegal, Independent Office of Evaluation, International Fund for Agricultural Development, Rome, Italy (Agricultural Value Chains Support Project, Agricultural Value Chains Support Project-Extension, Agricultural Services and Producer Organizations Project II, Agricultural Development Project in Matam).
- IOE (2014), Country Programme Evaluation of Zambia, Independent Office of Evaluation, International Fund for Agricultural Development, Rome, Italy (Smallholder Enterprise and Marketing Programme, Rural Finance Programme, Smallholder Agribusiness Promotion Programme, Rural Finance Expansion Programme, Smallholder Productivity Promotion Programme).
- IOE (2015), Country Programme Evaluation of Bolivia, Independent Office of Evaluation, International Fund for Agricultural Development, Rome, Italy.
- IOE (2015), Country Programme Evaluation of Tanzania, Independent Office of Evaluation, International Fund for Agricultural Development, Rome, Italy (Marketing Infrastructure, Value Addition and Rural Finance Support Programme, Rural Micro, Small and Medium Enterprise Support Programme).

Project performance assessments

- IOE (2006), Project Evaluation of Fouta Djallon Agricultural Rehabilitation and Local Development Programme Guinea, Independent Office of Evaluation, International Fund for Agricultural Development, Rome, Italy.
- IOE (2006), Project Evaluation of Tafilalet and Dades Rural Development Project Morocco, Independent Office of Evaluation, International Fund for Agricultural Development, Rome, Italy.
- IOE (2007), Project Evaluation of Arhangai Rural Poverty Alleviation Project Mongolia, Independent Office of Evaluation, International Fund for Agricultural Development, Rome, Italy.

- IOE (2007), Project Evaluation of Rural Microenterprise Development Programme Colombia, Independent Office of Evaluation, International Fund for Agricultural Development, Rome, Italy.
- IOE (2008), Project Evaluation of Community-initiated Agriculture and Resource Management Project Belize, Independent Office of Evaluation, International Fund for Agricultural Development, Rome, Italy.
- IOE (2008), Project Evaluation of Mountain areas development programme Albania, Independent Office of Evaluation, International Fund for Agricultural Development, Rome, Italy.
- IOE (2008), Project Evaluation of Southern Region Cooperatives Development and Credit Programme Ethiopia, Independent Office of Evaluation, International Fund for Agricultural Development, Rome, Italy.
- IOE (2010), Project Evaluation of Roots and Tubers Development Programme Benin, Independent Office of Evaluation, International Fund for Agricultural Development, Rome, Italy.
- IOE (2010), Project Evaluation of Raymah Area Development Project Yemen, Independent Office of Evaluation, International Fund for Agricultural Development, Rome, Italy.
- IOE (2010), Project Evaluation of Yarmouk Agricultural Resources Development Project Jordan, Independent Office of Evaluation, International Fund for Agricultural Development, Rome, Italy.
- IOE (2011), Project Performance Assessment of Rural Income Diversification Project in Tuyen Quang Province Vietnam, Independent Office of Evaluation, International Fund for Agricultural Development, Rome, Italy.
- IOE (2011), Project Performance Assessment of Sustainable Development Project for Agrarian Reform Settlements in the Semi-Arid North-East Brazil, Independent Office of Evaluation, International Fund for Agricultural Development, Rome, Italy.
- IOE (2011), Project Evaluation of Rural Enterprises Project Ghana, Independent Office of Evaluation, International Fund for Agricultural Development, Rome, Italy.
- IOE (2011), Project Performance Assessment of Rural Financial Services Programme and Agricultural Marketing Systems Development Programme Tanzania, Independent Office of Evaluation, International Fund for Agricultural Development, Rome, Italy.
- IOE (2012), Project Performance Assessment of Rural Areas Economic Development Programme Armenia, Independent Office of Evaluation, International Fund for Agricultural Development, Rome, Italy.
- IOE (2012), Project Performance Assessment of Rural Business Development Programme Moldova, Independent Office of Evaluation, International Fund for Agricultural Development, Rome, Italy.
- IOE (2013), Project Performance Assessment of North-East Development Project Azerbaijan, Independent Office of Evaluation, International Fund for Agricultural Development, Rome, Italy.
- IOE (2013), Project Performance Assessment of Rural Poverty Reduction Project in Prey Veng and Svay Rieng Cambodia, Independent Office of Evaluation, International Fund for Agricultural Development, Rome, Italy.
- IOE (2014), Project Evaluation of Agriculture, Marketing and Enterprise Promotion Programme Bhutan, Independent Office of Evaluation, International Fund for Agricultural Development, Rome, Italy.

IOE (2014), Project Performance Assessment of Rural Development Project Georgia, Independent Office of Evaluation, International Fund for Agricultural Development, Rome, Italy.

IOE (2014), Project Performance Assessment of Management of Natural Resources in the Chaco and High Valley Regions Project Bolivia, Independent Office of Evaluation, International Fund for Agricultural Development, Rome, Italy.

Corporate-level evaluations

IOE (2007), Corporate Level Evaluation of IFAD's Rural Finance Policy, Independent Office of Evaluation, International Fund for Agricultural Development, Rome, Italy.

IOE (2010), Corporate Level Evaluation of IFAD's Capacity to Promote Innovation and Scaling Up, Independent Office of Evaluation, International Fund for Agricultural Development, Rome, Italy.

IOE (2010), Corporate Level Evaluation of IFAD's Performance with regard to Gender Equality and Women's Empowerment, Independent Office of Evaluation, International Fund for Agricultural Development, Rome, Italy.

IOE (2011), Corporate Level Evaluation of IFAD's Private-Sector Development and Partnership Strategy, Independent Office of Evaluation, International Fund for Agricultural Development, Rome, Italy.

Evaluation Synthesis and Thematic Evaluation

IOE (2004), Thematic Evaluation of Promotion of Local Knowledge and Innovations in Asia and the Pacific Region, Independent Office of Evaluation, International Fund for Agricultural Development, Rome, Italy.

IOE (2005), Thematic Evaluation of [Rural Financial Services in Central and Eastern Europe and the Newly Independent States](#), Independent Office of Evaluation, International Fund for Agricultural Development, Rome, Italy.

IOE (2013), Evaluation Synthesis of Rural Differentiation and Smallholder Development, Independent Office of Evaluation, International Fund for Agricultural Development, Rome, Italy.

IOE (2013), Evaluation Synthesis of IFAD's Engagement with Cooperatives, Independent Office of Evaluation, International Fund for Agricultural Development, Rome, Italy.

Project Completion Report Validation Reports

IOE (2010), Project Completion Report Validation of Smallholder Enterprise and Marketing Programme Zambia, Independent Office of Evaluation, International Fund for Agricultural Development, Rome, Italy.

IOE (2010), Project Completion Report Validation of Projet d'appui aux micro-entreprises rurales Burkina Faso, Independent Office of Evaluation, International Fund for Agricultural Development, Rome, Italy.

IOE (2011), Project Completion Report Validation of Agro-productive Chains Development Project in the Barlovento Region Venezuela, Independent Office of Evaluation, International Fund for Agricultural Development, Rome, Italy.

IOE (2011), Project Completion Report Validation of Uganda Area-based Agricultural Modernization Programme Uganda, Independent Office of Evaluation, International Fund for Agricultural Development, Rome, Italy.

IOE (2011), Project Completion Report Validation of Ha Tinh Rural Development Project Vietnam, Independent Office of Evaluation, International Fund for Agricultural Development, Rome, Italy.

- IOE (2011), Project Completion Report Validation of Rural Development Project for the Rubber Producing Regions of Mexico, Independent Office of Evaluation, International Fund for Agricultural Development, Rome, Italy.
- IOE (2011), Project Completion Report Validation of Participatory Integrated Development in Rainfed Areas in the Republic of Indonesia, Independent Office of Evaluation, International Fund for Agricultural Development, Rome, Italy.
- IOE (2011), Project Completion Report Validation of Programme for Participatory Rural Development in Haute Guinée, Independent Office of Evaluation, International Fund for Agricultural Development, Rome, Italy.
- IOE (2011), Project Completion Report Validation of Rural Enterprise Project Grenada, Independent Office of Evaluation, International Fund for Agricultural Development, Rome, Italy.
- IOE (2011), Project Completion Report Validation of Rural Areas Economic Development Programme Armenia, Independent Office of Evaluation, International Fund for Agricultural Development, Rome, Italy.
- IOE (2012) Project Performance Assessment of Rural Business Development Programme Moldova, Independent Office of Evaluation, International Fund for Agricultural Development, Rome, Italy.
- IOE (2012), Project Completion Report Validation of Programme for the Economic Development of the Dry Region in Nicaragua, Independent Office of Evaluation, International Fund for Agricultural Development, Rome, Italy.
- IOE (2013), Project Completion Report Validation of Umutara Community Resources and Infrastructure Development Project Rwanda, Independent Office of Evaluation, International Fund for Agricultural Development, Rome, Italy.
- IOE (2013), Project Completion Report Validation of Market Strengthening and Livelihood Diversification in the Southern Highlands Project Peru, Independent Office of Evaluation, International Fund for Agricultural Development, Rome, Italy.
- IOE (2013), Project Completion Report Validation of Sustainable Rural Development Project for the Ngäbe-Buglé Territory and Adjoining Districts Panama, Independent Office of Evaluation, International Fund for Agricultural Development, Rome, Italy.
- IOE (2013), Project Completion Report Validation of The Southern Federally Administered Tribal Areas Development Project Pakistan, Independent Office of Evaluation, International Fund for Agricultural Development, Rome, Italy.
- IOE (2013), Project Completion Report Validation of Sofala Bank Artisanal Fisheries Project Mozambique, Independent Office of Evaluation, International Fund for Agricultural Development, Rome, Italy.
- IOE (2013), Project Completion Report Validation of Programa de Reconstrucción y Modernización Rural El Salvador, Independent Office of Evaluation, International Fund for Agricultural Development, Rome, Italy.
- IOE (2013), Project Completion Report Validation of Proyecto de Desarrollo Rural de las Provincias del Noroeste Argentina, Independent Office of Evaluation, International Fund for Agricultural Development, Rome, Italy.
- IOE (2014), Project Completion Report Validation of Dhamar Participatory Rural Development Project Yemen, Independent Office of Evaluation, International Fund for Agricultural Development, Rome, Italy.
- IOE (2014), Project Completion Report Validation of Improving Market Participation of the Poor Vietnam, Independent Office of Evaluation, International Fund for Agricultural Development, Rome, Italy.

- IOE (2014), Project Completion Report Validation of National Agricultural Advisory Services Programme Uganda, Independent Office of Evaluation, International Fund for Agricultural Development, Rome, Italy.
- IOE (2014), Project Completion Report Validation of Vegetable Oil Development Project Uganda, Independent Office of Evaluation, International Fund for Agricultural Development, Rome, Italy.
- IOE (2014), Project Completion Report Validation of South Kordofan Rural Development Programme Sudan, Independent Office of Evaluation, International Fund for Agricultural Development, Rome, Italy.
- IOE (2014), Project Completion Report Validation of Rural Small and Microenterprise Promotion Project - Phase II Rwanda, Independent Office of Evaluation, International Fund for Agricultural Development, Rome, Italy.
- IOE (2014), Project Completion Report Validation of Livestock and Rangelands Development Project in the Eastern Region – Phase II Morocco, Independent Office of Evaluation, International Fund for Agricultural Development, Rome, Italy.
- IOE (2014), Project Completion Report Validation of Mount Kenya East Pilot Project for Natural Resource Management Kenya, Independent Office of Evaluation, International Fund for Agricultural Development, Rome, Italy.
- IOE (2014), Project Completion Report Validation of Rural Enterprises Project - Phase II Ghana, Independent Office of Evaluation, International Fund for Agricultural Development, Rome, Italy.
- IOE (2015), Project Completion Report Validation of Rural Finance Programme Grenada, Independent Office of Evaluation, International Fund for Agricultural Development, Rome, Italy.
- IOE (2015), Project Completion Report Validation of Pilot Community-Based Rural Infrastructure Project For Highland Areas Republic of Yemen, Independent Office of Evaluation, International Fund for Agricultural Development, Rome, Italy.
- IOE (2015), Project Completion Report Validation of Smallholder Cash and Export Crops Development Project Rwanda, Independent Office of Evaluation, International Fund for Agricultural Development, Rome, Italy.
- IOE (2015), Project Completion Report Validation of Programme for Increasing Sustainable Microfinance Pakistan, Independent Office of Evaluation, International Fund for Agricultural Development, Rome, Italy.
- IOE (2015), Project Completion Report Validation of Rural Finance Support Programme Mozambique, Independent Office of Evaluation, International Fund for Agricultural Development, Rome, Italy.
- IOE (2015), Project Completion Report Validation of Roots and Tubers market-Driven Development Programme Cameroon, Independent Office of Evaluation, International Fund for Agricultural Development, Rome, Italy.

Other Resources

- Amrouk, E., Poole, N., Mudungwe, N., Muzondiwa, E., (2013), The Impact of Commodity Development Projects on Smallholders' Market Access in Developing Countries (Case studies of FAO/CFC Projects) , Rome, Italy.
- Arias P, David Hallam, Ekaterina Krivonos, and Jamie Morrison (2013), Smallholder integration in changing food markets, Food and Agriculture Organization of the United Nation, Rome, Italy.
- Barrett, C. (2010), Smallholder market participation: concepts and evidence from Eastern and Southern Africa. In A. Sarris and J. Morrison, eds. Food Security in

- Africa: market and trade policy for staples foods in Eastern and Southern Africa. Cheltenham, UK, and Northampton, USA, FAO and Edward Elgar, Rome, Italy.
- Canigiani, Eleonora Taking Stock on IFAD Experience in Market Access Innovation and Opportunities to Favour Market Access for the Rural Poor, IMI Initiative for Mainstreaming Innovation, IFAD, Rome, Italy.
- de La Pena, (2014). Stocktaking of Recent Value Chain Portfolio: A suggested typology of Value Chain Approaches and how to monitor them, IFAD, Rome Italy
- CGAP (2013), Focus Note (No. 85, April) on Segmentation of Smallholder Households: Meeting the Range of Financial Needs in Agricultural Families.
- CGAP (2015), Focus Note (No. 102, March) Early Insights from Financial Diaries of Smallholder Household.
- D'Odorico, P., Carr, J., Laio, F., Ridolfi, L., Vandoni, S., (2014) Feeding Humanity Through Global Food Trade, John Wiley and Sons, USA.
- Dorward, A., S. Fan, J. Kydd, H. Lofgren, J. Morrison, C. Poulton, N. Rao, L. Smith, H. Tchale, S. Thorat, I. Urey and P. Wobs (2004), Institutions and economic policies for pro-poor agricultural growth. DSGD Discussion Paper No. 15. Washington, IFPRI, and London, Imperial College.
- FAO/WHO (2011), Assuring Food Safety and Quality: Guidelines for Strengthening National Food Control Systems, Rome, Italy.
- FAO (2013), Ensuring small-scale farmers benefit from high food prices: The implications of smallholder heterogeneity in market participation, Rome, Italy.
- FAO (2013), The Impact of Commodity Development Projects on Smallholders' Market Access in Developing Countries (Case studies of FAO/CFC Projects) , Rome, Italy.
- FAO (2014), Farmers' Organizations in Bangladesh: A Mapping and Capacity Assessment Bangladesh Integrated Agricultural Productivity Project Technical Assistance Component, Rome, Italy, page 1.
- FAO (2014), Understanding smallholder farmer attitudes to commercialization – The case of maize in Kenya, Rome, Italy.
- Food Security Research Project. Lusaka, Zambia
- High Level Panel of Experts on Food Security and Nutrition Report (2013) Committee on World Food Security, Policy Roundtable Conclusions (October 2010).
- IFAD (2009), Targeting in Development Practice: An annotated bibliography A) CONCEPTS AND THEORIES, Rome, Italy.
- IFAD (2012), Agricultural Value Chain Finance Strategy and Design, Technical Note, Rome, Italy.
- IFAD Scaling up note: Sustainable inclusion of smallholders in agricultural value chains (2015), Rome Italy.
- Keats, Sharada and Steve Wiggins (2013), Leaping and learning, Linking Smallholders to Markets, Agriculture for Impact, Imperial College, London, England.
- Jayne, T.S. et al., (2011) Mountains of maize, persistent poverty. Policy Synthesis No. 48.
- Nkonde, C., N.M. Mason, N.J. Sitko and T.S. Jayne (2011), Who gained and who lost from Zambia's 2010 maize marketing policies? FRSP Working Paper No. 49. Lusaka, Zambia.
- Poole N., M. Chitundu, R. Msoni and I. Tembo (2010) Constraints to smallholder participation in cassava value chain development in Zambia. FAO AAACP Paper No. 15., FAO/PAM, Rome, Italy.

Schmidhuber, Josef, Jelle Bruinsma and Gerold Boedek (2009), *Capital Requirements for Agriculture in Developing Countries to 2050*, Food and Agriculture Organization of the United Nations, Rome, Italy.

The Handbook of Market Intelligence: Understand, Compete and Grow in Global Markets, 2nd Edition (2013), Wiley, New York, NY, USA.

Thomas, H. (2007) *Trade Reforms and Food Security: country case studies and synthesis*. FAO, Rome, Italy.

Thorpe, J. Maestre, M. (2015), *Brokering Development: Enabling Factors for Public-Private-Producer Partnerships in Agricultural Value Chains*.

Torero, M. (2011), "A framework for Linking Small Farmers to Markets" Presented at the Conference on New Directions for Smallholder Agriculture, January 2011 in Rome, IFAD Headquarters.

World Bank (2009), *World Development Report (Reshaping Economic Geography)*.