








Report on IFAD's Mainstreaming Effectiveness 2025

Juan Carlos Mendoza,
Director ECG

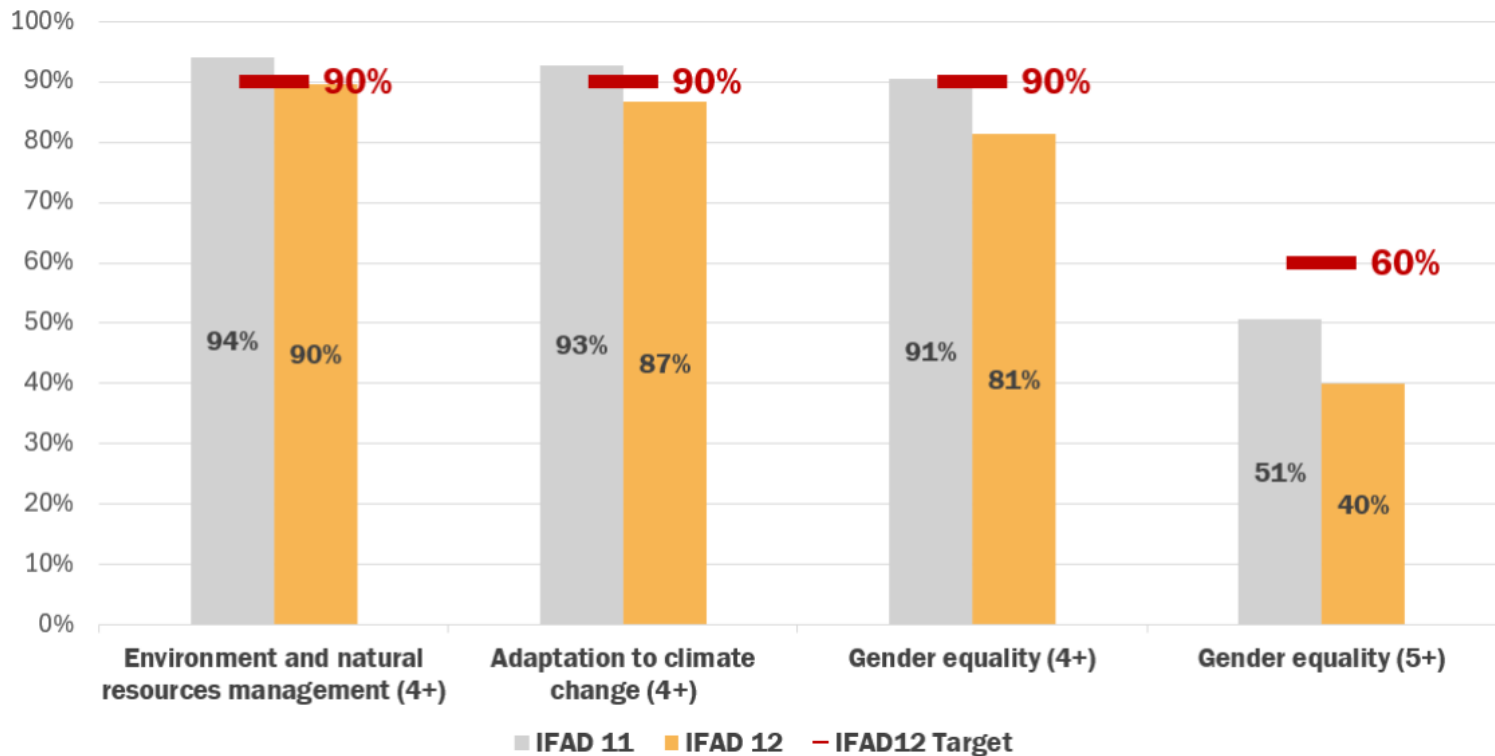
05 September 2025



Performance against mainstreaming targets for project design (2022–2024)

IFAD12 targets at project design		Status end of 2022	Status end of 2023	Status end of 2024	Status end of IFAD12
	40% of PoLG is climate-finance [increased from 25% target in IFAD11]	30%	37%	54%	49%
	90% build adaptive capacities [new in IFAD12]	69%	78%	90%	84%
	35% new designs validated as gender-transformative [increased from 25% in IFAD11]	53%	53%	50%	51%
	60% new designs validated as nutrition-sensitive [same as IFAD11]	60%	63%	58%	60%
	60% new designs validated as youth-sensitive [same as IFAD11]	67%	63%	75%	70%
	10 new designs prioritize Indigenous Peoples [new in IFAD12]	3	5	9	14
	5 new designs prioritize persons with disabilities [new in IFAD12]	5	5	2	7

Status of mainstreaming performance at completion, IFAD11 compared with IFAD12 (2019–2021 compared with 2022–2024)



IFAD core indicators related to mainstreaming and contribution to SDGs 1, 2 and 13 up to 2024



92 million people receiving project services

Female: 51%
Youth: 25%
IPs: 32%



3.3 million people provided with targeted support to improve their nutrition

Female: 65%
Youth: 33%
IPs: 17%

52% of women with minimum dietary diversity



1.9 million hectares of land brought under climate-resilient management (millions)

1.1 million households reporting adoption of environmentally sustainable and climate-resilient technologies and practices

16 283 groups supported to sustainably manage natural resources and climate-related risks

133.7 million tons of greenhouse gas emissions avoided and/or sequestered (million tons of CO₂e over 20 years)



Dara

33

x

3

x

Thank you