

Document: EB 2009/98/R.7
Agenda: 5(b)
Date: 4 November 2009
Distribution: Public
Original: English

A



تمكين السكان الريفيين الفقراء
من التغلب على الفقر

2008

:

Luciano Lavizzari

+39 06 5459 2274 :

l.lavizzari@ifad.org :

:

Deirdre McGrenra

+39 06 5459 2374 :

d.mcgrenra@ifad.org :

ii

1

-

3

-

6

2008

-

6

()

-

14

20

23

27

-

34

-

35

-

39

42

2008-2002

50

-

51

-

55

-

61

-

63

-

-

-

/

-

-

-11

-12

-13

:

(1)

.()

(2)

"

"

()

(3)

" " " "

.(162 160)

:

(1)

2009

162 160 143

2008 /

(2)

.2010

(3 3)

2010

(3)

(4)

" "

2008

-

-1

1

)

.2008

11

(2009

(1) :

-2

(2)

2003

-3

2

96

3

-4

2008

2002

36 35

20

)

.(EB 2003/78/R.17/Rev.1

1

2

()

3

-5

.2008

2009

-6

.2008

/

4

5

)

.(

-7

)

.2003

(

()

http://www.ifad.org/evaluation/process_methodology/doc/manual.pdf

4

5

/

2009 -8

.2008

.2002 96

2008

11 2009 1 -9

201 481

.(%42)

2008

()		()					
(/)	(/)	/	/	/	/	/	/
28.8	12.2	/	/	2000	1990		()
17.2	9.6	/	1992	2000	/		
101.6	29.9	2010	/	2001	/		
36.1	23.0	2009	/		/	1999	
23.7	10.5	2008	/	1999	/		()
39.6	18.0	2011	/	2000	/		
106.3	29.0	2007	/		/	1999	
41.8	24.4	2008	/		/	2000	
26.0	15.0	2011	/		/	1999	
36.4	16.5	2007	/	1996	/		
23.1	12.6	2008	/		/	2000	-
480.6	200.7						

()

()

-10

1

-11

.2001 1999

2000

.2008

2007

.2011 2009

2001

2008

1

(2008 / 30)

40

40

.2008

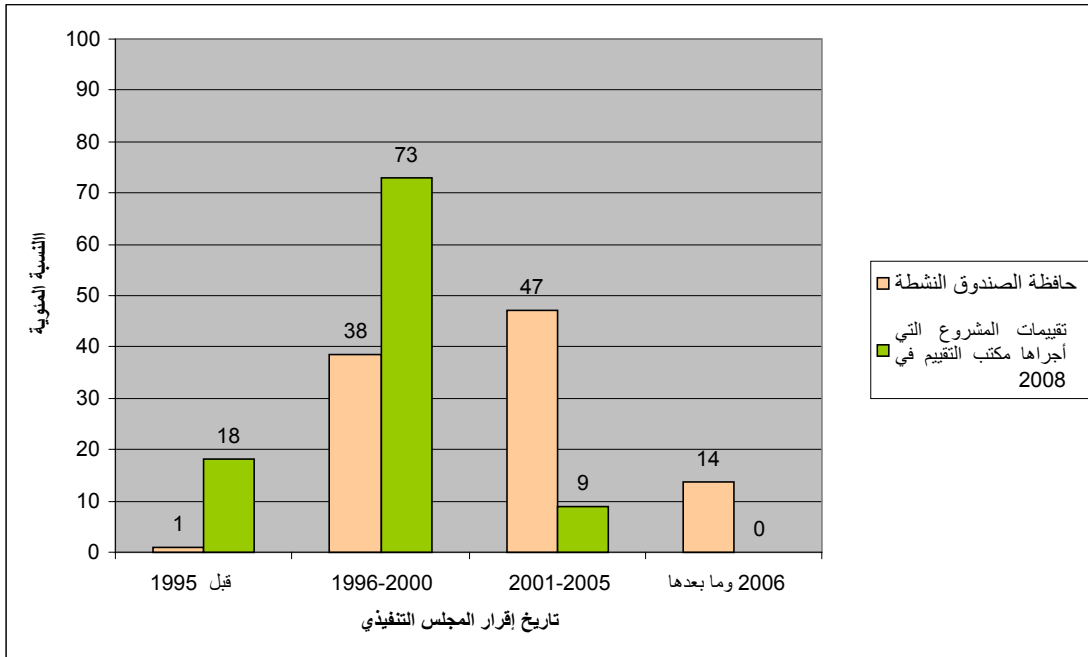
.2008

2007

-12

-13

2008



2008-2007

:
(5)

2008

-

2 1

-14

()

-

-15

6

2008

2

7

2

.2002

2

2008		-()		
				6
18	18	36	46	5
64	36	46	46	4
82	55	82	91	
18	45	18	9	3
-	-	-	-	2
-	-	-	-	1
18	45	18	9	

()

.5 3

6

-16

)

8

.(

2008

-17

9

(6)

7

:2008

2

)

.

⁸ أثناء الدورة التي عقدت في ديسمبر/كانون الأول 2008 والمخصصة لدليل التقييم الجديد.

⁹ مثال ذلك أن تقرير النتائج والأثر لعام 2008 يبين أن 17 في المائة من هذه المشروعات صنفت بأنها مرضية إلى حد بعيد في مجال الأهمية ولم يصنف أي مشروع بدرجة غير مرض إلى حد ما أو أسوأ.

-18

-19

-20

2003

-21

(3)

(1) :

(2)

-22

)

(

-23

82

-24

(%36)

()

()

.()

()

-25

-26

.2008

.()

()
()

-27

)

(

)

(

-28

()

-29

2008

(%45)

-30

(%120)

-31

-32

()

10

11

18 30

.2008

-33

	()				
	()		
					-34
		82			
				18	
					-35
					2002
	()		
	(2007-2002)				
					-36
		11			
					4
					.35
		50	2008-2002		-37
	(2)				
		70		90	
77		95	2008-2006		60
					62
					2008-2006
	(16 6)				
					2008-2006
67	2008				(55)

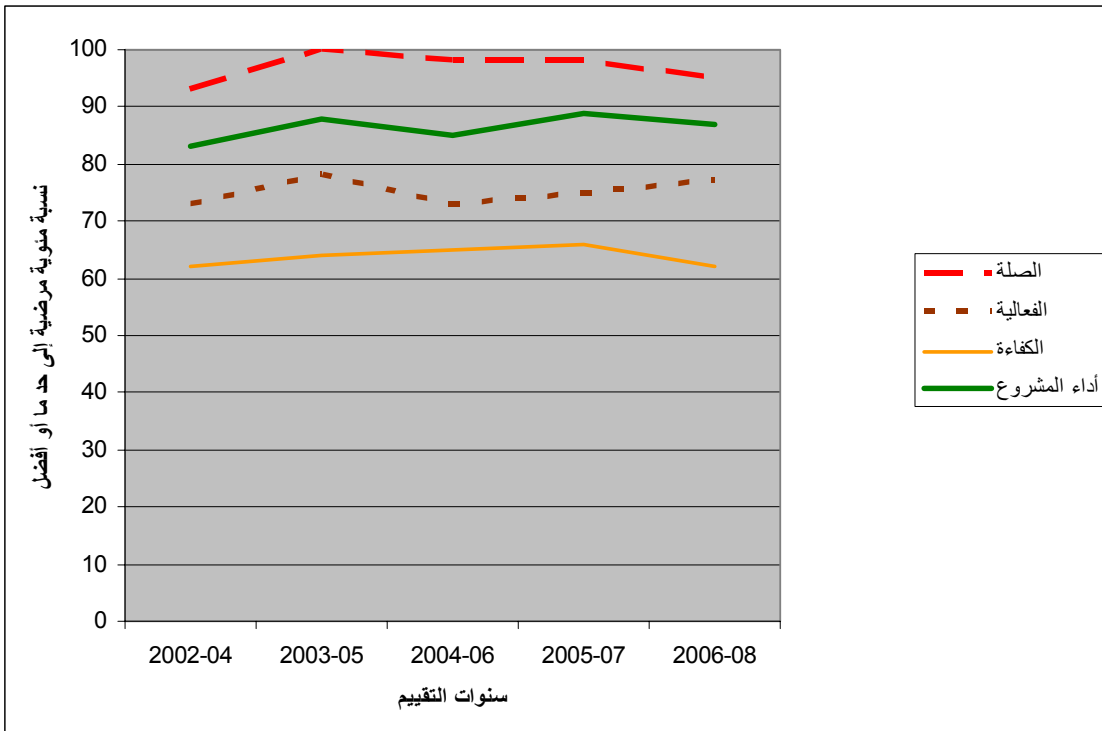
65 . 2007 2006
.2005

-38

2008-2006
2008 2007
()
2
2002

2

2008-2002



1

(91	•
	82	•

	45)	/		•
	2008	/	(•
50	2002			•
	.()	

-39

)
) () ()
 2009

3 -40
 .2008

2008 - () 3

-	18	-	9	18	9	6
36	46	9	46	46	36	5
55	36	18	36	36	36	4
91	100	27	91	100	82	
-9	-	46	9	-	18	3
-	-	27	-	-	-	2

-	-	-	-	-	-	1
9	0	73	9	0	18	
	/					-41
)					()	
			()		(
	2008				82	-42
						160
						-43
				()		
						-44
()						-45
				()		
			2008			

-46

-47

36 2003

158

" "

91

-48

.2008

(

)

()

.()

-49

.()

-50

-51

-52

.(27) 2008

-53

()

-54

-55

()

.2008

-56

()

-57

-58

()

.()



2008-2002



-61

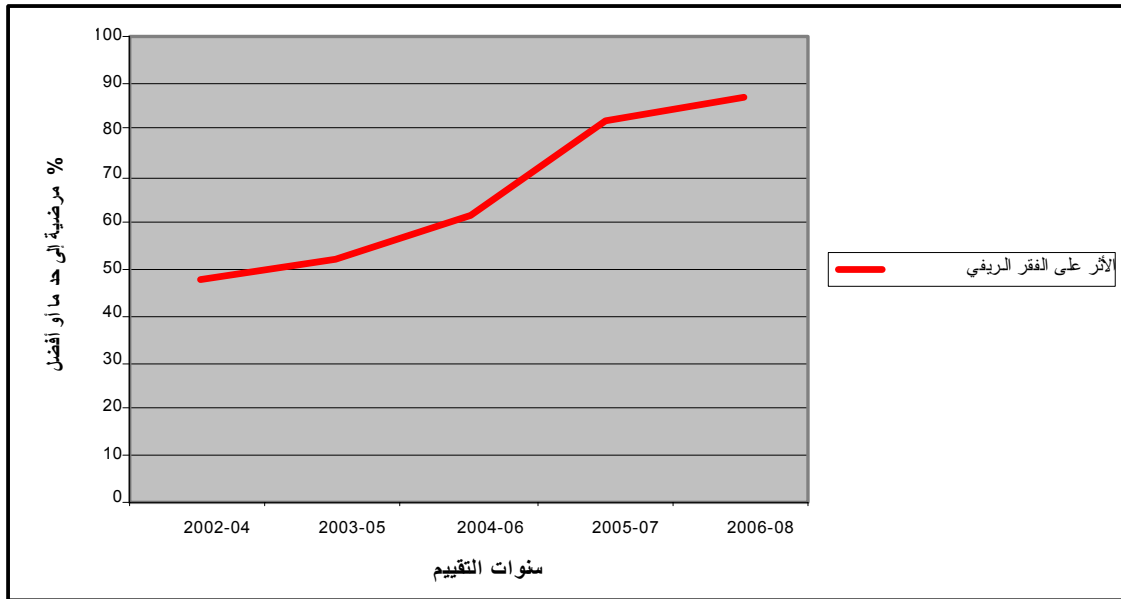
2002

87 2004/2002 48

(4) 2008-2006

91 2008

2008-2002



-62

()

-63

-64

-65

()

56

()

)

(2)

(4

-66

)

(

	() 2008		•
		-	
			•
	2008		•
27	2008		•
	()		•
48	.2008-2006	87 2004-2002	•
			•

(2) (1) : -67

.2008

73

.(4)

4

2008

	-	-
	55	18
	45	55
	100	73
	-	27
	-	-

-	-
-	27

-68

55

2008

2007

13

-69

-70

" "

158

36

2007

-71

)

.()

(100

-72

()

()

(1) : -73
() (2)

2009

2008 -74

14

) () -75
) ((

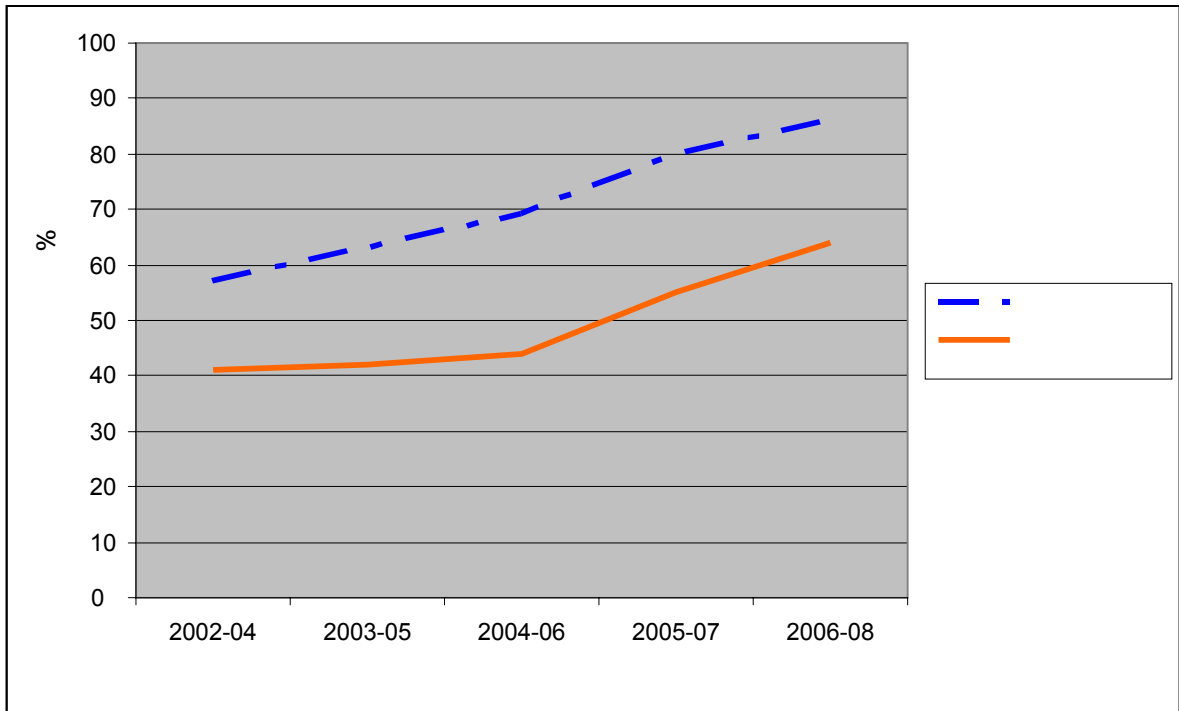
-76

-77


-78

64	2004-2002	41	.(5) 2004 -2002	
			.2008-2006	
2004-2002	57		.2008-2006	86

2008-2002



3



5 -80

(64) .2008

-81

)

.(

-82

2007 /

()

15

)

(

()

)

(

)

()

.(

()

)

(

¹⁶ أقل هذان المشروعان في عام 2001.

2008

-	-	-
30	36	27
50	27	36
80	64	64
20	36	36
-	-	-
-	-	-
20	36	36

-85

2008

.(117)

2008

-86

()

()

()

-87

()

-88

()

17

-89

45

%38

(1) :

(2)

(5)

(4)

(3)

(6)

-90

/

-91

2006

2009 /

¹⁸2009 /

18

.2010

7

2007 /

55

17

<http://www.ifad.org/gbdocs/eb/97/e/EB-2009-97-R-32.pdf>

18

.2008 /

-92

.2008

()

6

-93

.2004-2002

2004- 2002

39


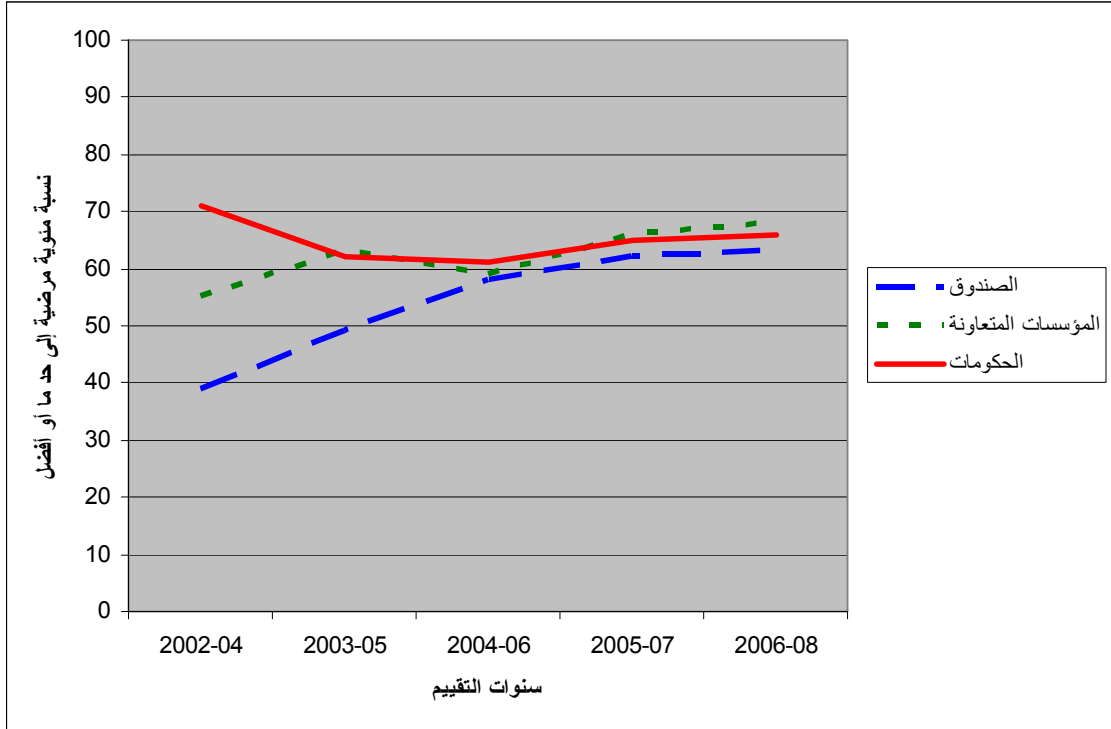
.2008-2006

63

.2005 2004

.(80)

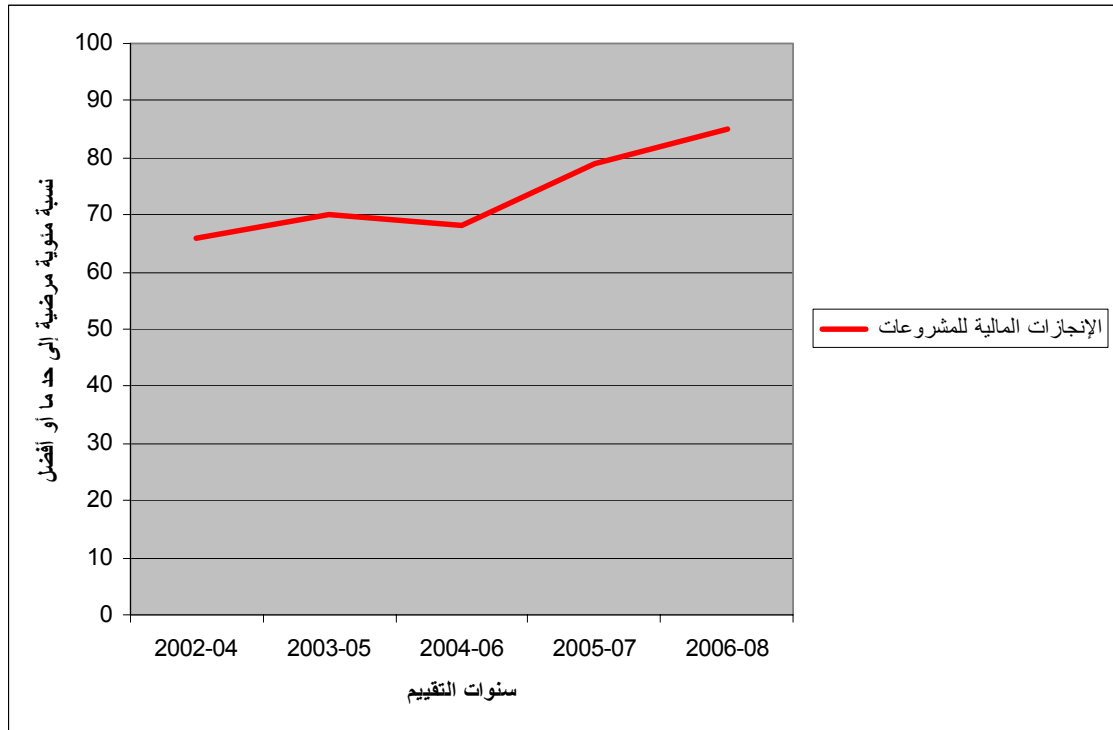
2008-2002



()
 85 2004-2002 66
 82 .(7) 2008-2006
 (6) 2008

7

2008-2002



6

2008

-

-
36
46
82
18

-
-
18

5

2008

2008	82	•
		•
		•
		•
		•
		•
		•

-

2008

-95

19

-96

-97

.(77) 2008

-98

.2009

)

(..

.()

)

(

)

(58

-99

-100

.(85)

()

()

6



.
20

-102

2009 / 2008
. ²¹ 2008

5

-103

()

-104

-105

:

()
()

()

20
21

2008

(2006 /)
(2007 /)

(2007)

.2009

.2009

.()

()

2007

-109

-110


:

-111

()

()

7



2008-2002

-112

.2008-2002

96

2008-2002

-113

.2008-2002

31

2007

-114

1996

/

.2008

8 -115

2000 1999-1995 1994

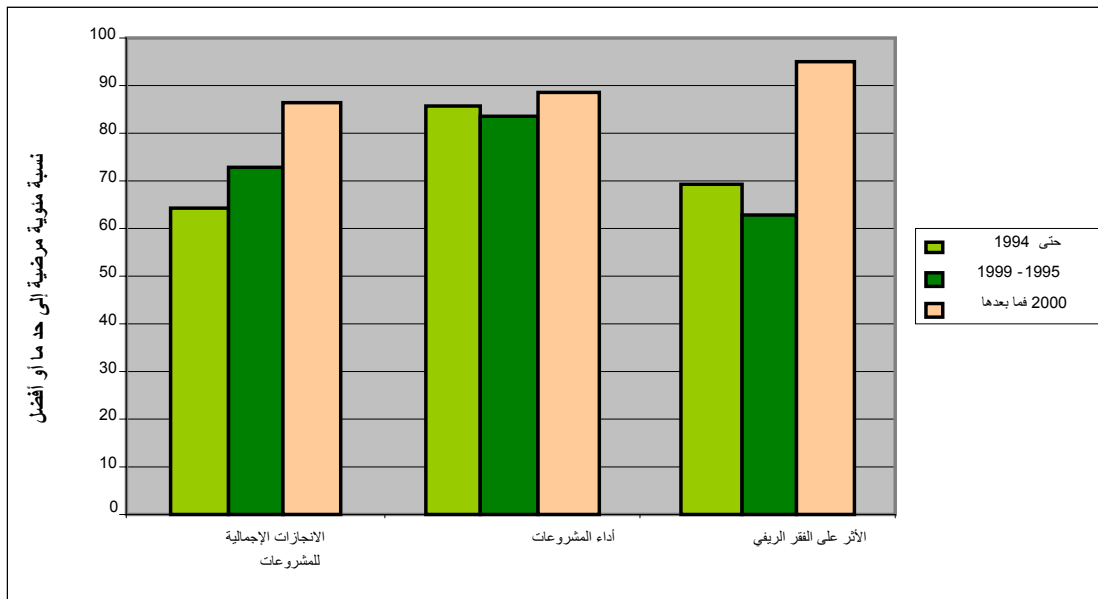
.2000

(7)

-116

1999

8



2008-2002

3.8	13	3.9	14	3.8	14	1994
4.0	48	4.3	55	4.1	55	1999-1995
4.4	21	4.5	27	4.2	23	2000

-117

.2008-2002

.(52)

(63)

43

32

2009

-118

8

-119

(2008-2006)

2005

.(5)

80

()

2008-2006

100	95	100
80	77	67
60	62	45
80	64	40
25	86	55

	.2005 /	2
.2005 /		
(18)	61	10
.())	
)	
	25 (
	2007 /	-120
	.23(9)	

2008-2002

(%)	(%)	(%)	
4	96	46	24
24	76	6	17
23	77	23	13
39	61	94	18
40	60	65	20
(745)			

-121

24

-122

25"

"

2008

26

24

(4)

(3)

(2)

(1)

Collier
)

(2007) Paul Collier

:

4

25

(3)

(2)

(1) :

(4)

26

2008

27

-123

" "

-124

)

(

-125

50 000

60 000

250 000

-126

()

")
("

.2007

15

27

-127

"

"

-128

()

(1) :

10

-129

(2)

(

)

28

(3)

(4)

10

-130

2008

)

	()))
	()	(2007-2003)	(2008-2002)
-	-	-	83	85
-	47	-	82	83
-	-	-	78	51
35	-	-	40	39
71	-	-	-	89
63	-	-	-	61
52	-	-	-	61

3- .2008
1-4- .2008
()
()

() -
(2007)

.10

-131

()

)

(


30

10

()

8

2008-2002



-132

2008 /

(2)

(1)

-

-133

-134

)

.(

-135

-136

-137

()

-138

()

•

.()

/

•

•

.()

.()

137

-139

31

2005

-140

"

.2008-2007

31


(EB 2005/84/R.4/Rev.1 7) "


-141

-142

)
(2008-2007

9





:

-143

•

•

.()

32

•

•

•

-

-144


.2002

2008

/

.2009

/



2008

2004

33

-145

34

)

(

)

(

:

)"

"

-146

.(

)"

"

(

35

"

"

-147

-148

-149

33

34

35

2002

2005

2002

-150

-151

-152

)

(

-153

-154

-155

:


•

•

•

•

-156



-157

-158

.(144)

36

2008 / 2007 /

36

.2008

()

-159

-160

•

•

•

-161

-162

•

•

			-
	.2003		-163
		(2002 - 2000)	
	.2003 /		
2002			-164
		2007	
	2002		
.2003			-165
2007			
		2008	
			-166
			-167
37			

37
2002

•

•

•

-168

2009

-169

-170

(165)

2010

•

•

2008

.2002

-171

-172

-173

-174

(1) :

(3)

(2)

2002

2008

-175

)
(

-176

" "

)

(

-177

)

(

-178

-179

" "

-180

2008

-181

50
40
73
2002

2008

-182

: -183

(1)

2009

162 160 143

2008 /

(2)

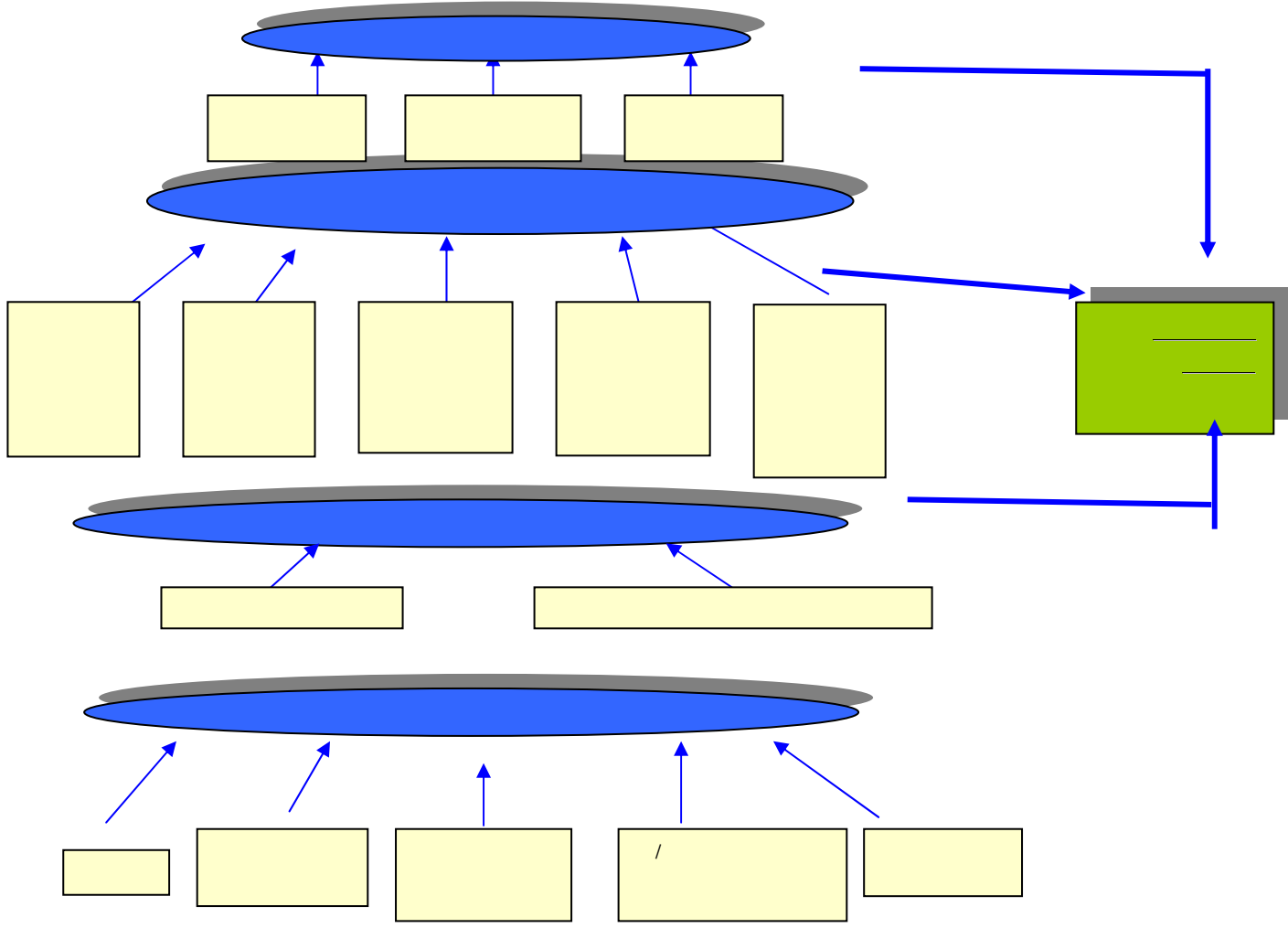
.2010

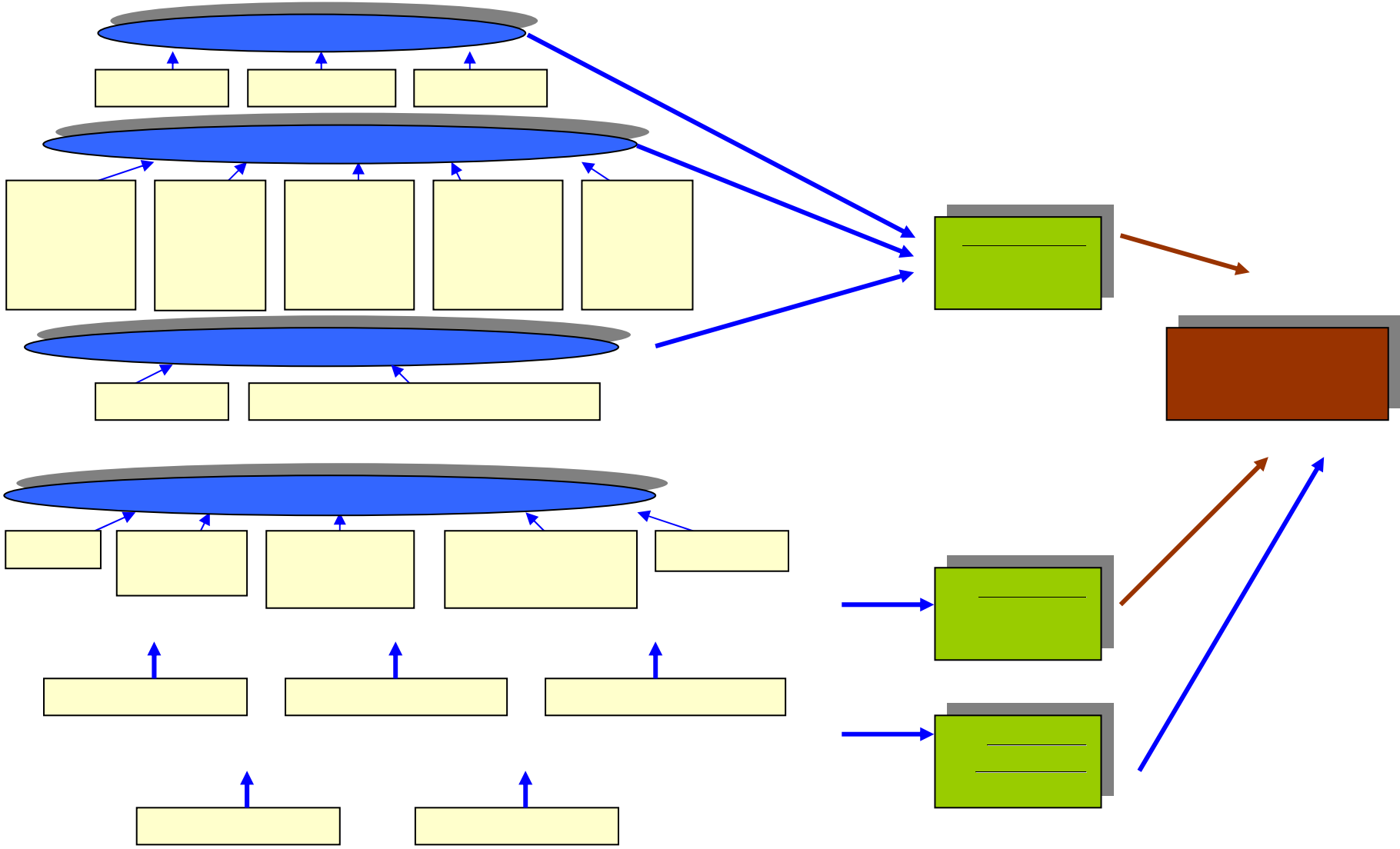
(3 3)

2010

(3)


(4)







-
-
- (...) /
- ()
-
-
-
-
-
-
- (1) (2)
-
-
-
- /



/ ()

.2003 /

()

(")

/

2001

:

. (1)

:2001

()

()

()

:

2002

. (2)

:

()

()

()

/

.

() () :

() () ()

() ()

()

.

() () :

() ()

() ()

.

() :

() ()

() ()

-1

-2

1

(6)

10

(1)

10

10

1

	<i>1</i>	<i>2</i>	<i>3</i>	<i>4</i>	<i>5</i>	<i>6</i>
100	0	20	20	10	40	10
100	10	10	20	20	40	0
100	0	0	50	20	30	0
100	0	20	20	20	40	0

2

-3

60

1

(6 - 4)

<i>(3-1)</i>	<i>(6-4)</i>
40	60
40	60
50	50
40	60
