
Rapport 2023 sur l'efficacité du FIDA concernant les thématiques transversales

Cote du document: EB 2023/139/R.15/Rev.1

Point de l'ordre du jour: 6 c)

Date: 13 septembre 2023

Distribution: Publique

Original: Anglais

POUR: EXAMEN

Documents de référence: FIDA12: Approfondir l'impact et renforcer la résilience grâce aux thématiques transversales ([IFAD12/2/R.3/Rev.2](#)); Rapport de la Consultation sur la Douzième reconstitution des ressources du FIDA ([GC 44/R.6/Rev.1](#)); Mesure contrôlable n°12 pour FIDA12.

Mesures à prendre: Le Conseil d'administration est invité à examiner le Rapport 2023 sur l'efficacité du FIDA concernant les thématiques transversales.

Questions techniques:

Jyotsna Puri

Vice-Présidente adjointe
Département de la stratégie et des
savoirs
courriel: j.puri@ifad.org

Juan Carlos Mendoza

Directeur
Division environnement, climat, genre et inclusion sociale
courriel: juancarlos.mendoza@ifad.org

Table des matières

I. Introduction	1
II. Les enjeux mondiaux: l'importance des thématiques transversales du FIDA	1
III. Les thématiques transversales dans les activités du FIDA	2
A. Les thématiques transversales au stade de la conception des projets	2
B. Les thématiques transversales aux stades de l'exécution et de l'achèvement des projets	6
IV. Plaidoyer, partenariats et coopération	8
V. Innovations	8
VI. Prochaines étapes	10

Annexes

- I. Résumé des engagements pris au titre de FIDA12 concernant les thématiques transversales
- II. Rapport de situation sur le Programme d'adaptation de l'agriculture paysanne

Appendices

- I. Progress against Results Management Frameworks of action plans for environment and climate, gender, nutrition and youth
- II. Updates on new policies and strategies
- III. Summary of key terms, indicators and criteria related to IFAD mainstreaming priorities
- IV. IFAD Engagement to Advance the Mainstreaming Agenda in 2022
- V. Example of knowledge activities in 2022

Rapport 2023 sur l'efficacité du FIDA concernant les thématiques transversales

I. Introduction

1. **Au cours de la Douzième reconstitution de ses ressources (FIDA12), le FIDA a rehaussé son degré d'ambition en ce qui concerne les enjeux liés à l'environnement et aux changements climatiques, au genre, à la nutrition et aux jeunes, de façon à accroître son impact sur le développement durable des populations rurales.** Pour la première fois, le FIDA a également assigné des cibles à l'action qu'il mène aux côtés des peuples autochtones et des personnes handicapées, et s'est engagé à inscrire le souci de la biodiversité dans ses opérations. L'annexe I contient un résumé des progrès accomplis en ce sens.
2. **Le présent Rapport sur l'efficacité du FIDA concernant les thématiques transversales (RIME) donne suite à l'engagement, pris au titre de FIDA12, de renforcer la communication sur les thématiques transversales en établissant un rapport annuel indépendant et complémentaire au Rapport sur l'efficacité du FIDA en matière de développement (RIDE).** On y trouvera aussi le rapport annuel sur le Programme d'adaptation de l'agriculture paysanne (ASAP), établi conformément à un engagement clé pris au titre de [FIDA9](#) (voir l'annexe II).
3. Plusieurs stratégies et plans d'action ambitieux ([environnement et climat](#), [questions de genre](#), [enjeux nutritionnels](#) et [jeunesse](#)) encadrent l'intégration de ces thématiques à plusieurs niveaux: performance du portefeuille à la conception et à l'exécution, participation à l'élaboration des politiques, renforcement des capacités, partenariats et mobilisation des ressources, et gestion des connaissances et sensibilisation. On trouvera à l'appendice I des informations actualisées sur l'état d'avancement de ces plans d'action.
4. En ce qui concerne les nouveaux domaines apparus à FIDA12, les documents de référence sont la [politique d'engagement aux côtés des peuples autochtones](#) mise à jour, la [politique actualisée relative au ciblage de la pauvreté](#) et les nouvelles stratégies sur la [biodiversité](#) et l'[inclusion du handicap](#). Voir l'appendice II pour plus d'informations.
5. **Confronté durant FIDA12 à un contexte mondial difficile et à de multiples crises, le Fonds a malgré tout déjà obtenu des progrès considérables dans la première année.** À la fin de 2022, sur les douze mesures contrôlables liées aux thématiques transversales, six étaient déjà en place. L'application des autres mesures avance bien et devrait être achevée d'ici à la fin de FIDA12, compte tenu de la réserve de projets en cours. Au niveau des projets aussi, la notation des effets directs en matière de développement est conforme aux attentes pour ce qui est de l'adaptation aux changements climatiques, de l'environnement et de la gestion des ressources naturelles et de la prise en compte systématique des questions de genre. Défaillance persistante, le pourcentage visé de projets contribuant sensiblement à l'égalité femmes-hommes à l'achèvement (60%) n'était pas atteint à FIDA11 et ne l'est toujours pas.

II. Les enjeux mondiaux: l'importance des thématiques transversales du FIDA

6. **L'un des principaux objectifs du FIDA est de renforcer le développement et la résilience des populations rurales confrontées à de nombreux défis et perspectives interdépendants.** Dans son rapport relatif au sixième cycle d'évaluation [AR6](#), le Groupe d'experts intergouvernemental sur l'évolution du climat souligne la vulnérabilité des populations rurales, en particulier des petits exploitants agricoles, face aux changements climatiques. Dans la plupart des pays en

développement, les droits de propriété des hommes sont supérieurs à ceux des femmes¹. En 2020, 3 milliards de personnes dans le monde ne pouvaient pas se permettre une alimentation saine, et les prix des denrées alimentaires ont augmenté de 41% depuis lors². À l'échelle mondiale, la jeunesse se concentre dans les pays en développement, et son taux de chômage est nettement plus élevé que celui des adultes³. En Afrique, plus de 25 millions de jeunes arrivent sur le marché du travail chaque année, où les possibilités d'emploi formel sont limitées⁴. Les peuples autochtones, bien qu'ils ne représentent que 6% de la population mondiale, comptent pour près de 19% des personnes vivant [dans l'extrême pauvreté](#).

7. **L'enchevêtrement des crises exige une réponse globale qui tienne compte des effets simultanés, mais distincts, des crises sur certains sous-ensembles du groupe cible du FIDA, à savoir les petits exploitants agricoles.** Pour résoudre efficacement ces problèmes, il est essentiel d'adopter une approche générale unifiée. En intégrant les initiatives dans un cadre commun, le FIDA peut aborder efficacement les thématiques en question, tout en remplissant son mandat et ses objectifs stratégiques. Cette méthode, par laquelle il s'assure de ne pas faire de laissés pour compte en travaillant à ces questions, facilite l'élaboration de solutions durables propices à la résilience, à l'inclusion et au développement durable de toutes et tous.
8. **Les considérations sur les thématiques transversales font partie intégrante de la planification dans les cycles des projets du FIDA, et sont classées par ordre de priorité à la lumière d'une analyse de la situation de chaque pays.** Des outils de transversalisation ont été mis au point ou améliorés. Ainsi des Procédures d'évaluation sociale, environnementale et climatique ([PESEC](#)), des [lignes directrices](#) et de la [boîte à outils pour le ciblage](#), du [cadre intégré pour l'intégration des thématiques transversales](#), du [cadre d'adaptation](#) et des notes pratiques sur l'[intégration des enjeux nutritionnels](#), le [consentement préalable, donné librement et en connaissance de cause](#), le [Système de formation-action pour l'égalité femmes-hommes](#) (GALS) et les [jeunes](#).

III. Les thématiques transversales dans les activités du FIDA

A. Les thématiques transversales au stade de la conception des projets

9. **Le cycle ne fait que commencer, mais les données provisoires font apparaître de grands progrès au regard de la plupart des cibles au stade de la conception** (Figure 1). Les projections établies en juin 2023 confirment que toutes les cibles de conception seront atteintes d'ici à la fin de FIDA12. Voir l'appendice II pour une définition des principaux termes, indicateurs et critères de validation.

¹ [Organisation des Nations Unies pour l'alimentation et l'agriculture \(FAO\), 2023.](#)

² [Rapport sur l'état de la sécurité alimentaire et de la nutrition dans le monde 2022.](#)

³ [FAO, 2019.](#)

⁴ [Banque africaine de développement, 2018.](#)

Figure 1
Résumé de l'état d'avancement des cibles relatives aux thématiques transversales de FIDA12 au stade de la conception*

Cibles pour FIDA12 au stade de la conception de projet		État d'avancement
	40% du programme de prêts et dons consacrés au financement de l'action climatique <small>[hausse de 25% par rapport à la cible de FIDA11]</small>	30% ^a
	90% du programme de prêts et dons axés sur les capacités d'adaptation <small>[nouveau de FIDA12]</small>	69%
	35% des nouveaux projets conçus validés comme étant de nature à transformer la dynamique femmes-hommes <small>[hausse de 25% par rapport à FIDA11]</small>	53%
	60% des nouveaux projets conçus validés comme tenant compte des enjeux nutritionnels <small>[identique à FIDA11]</small>	60%
	60% des nouveaux projets conçus validés comme tenant compte des jeunes <small>[identique à FIDA11]</small>	67%
	Dans 10 nouveaux projets, la priorité est donnée aux peuples autochtones <small>[nouveau de FIDA12]</small>	3 ^b
	Dans 5 nouveaux projets, la priorité est donnée aux personnes handicapées <small>[nouveau de FIDA12]</small>	5

Source: tableau de bord de la Division des politiques et des résultats opérationnels au 31 décembre 2022.

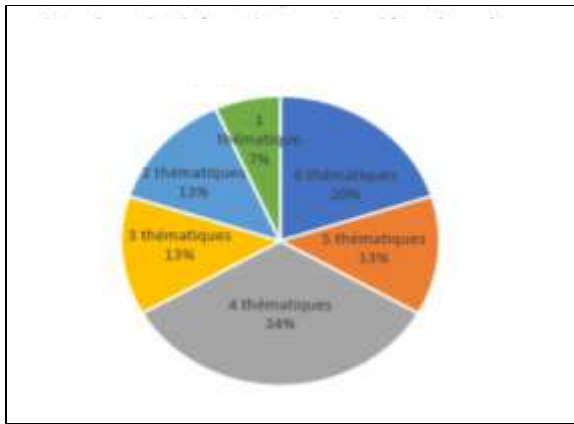
*Sont ici analysés les projets et les demandes de financement additionnel approuvés en 2022, indépendamment du cycle de financement ou du type de projet. Ainsi, la réalisation des cibles concerne les projets de type Z (que le FIDA conçoit et supervise mais ne finance pas) et les projets remaniés puisant dans les financements annulés ou réaffectés à partir d'un autre cycle de reconstitution des ressources. Toutefois, l'analyse du RIDE concerne parfois des sous-ensembles différents et n'est donc pas directement comparable.

^a Malgré un démarrage lent en 2022 et la sous-programmation du financement climatique, celui-ci semble reparti à la hausse d'après les premières approbations et projections effectuées au début de 2023. Le taux atteint d'après les prévisions provisoires de juin 2023, est de 36%.

^b La réserve actuelle comprend sept projets accordant la priorité aux populations autochtones, de sorte que la cible de 10 projets devrait être atteinte d'ici à la fin de FIDA12.

10. **Le FIDA promeut par des initiatives de sensibilisation en cours et par un appui technique renforcé à l'échelle de l'institution** l'inclusion systématique des thématiques transversales. Cet appui est particulièrement important dans les cas où les clients auraient lieu d'hésiter dans l'affectation des prêts ou lorsque lesdites thématiques échappent à la compétence du gouvernement partenaire.
11. **La plupart des nouveaux projets conçus en 2022 abordaient au moins deux thématiques** (Figure 2). La figure 3 illustre leur répartition géographique. Le [Programme pour l'agriculture participative et la transformation face aux changements climatiques](#) mené en Éthiopie et cofinancé par la Fondation Bill & Melinda Gates, la Commission européenne et le Fonds vert pour le climat, est un exemple de nouveau projet abordant plusieurs thématiques. Ce programme vise à donner à 150 000 ménages ruraux vulnérables les moyens d'améliorer durablement leurs revenus, leur sécurité alimentaire, leur nutrition et leur résilience climatique.

Figure 2
Nombre de thématiques abordées dans les nouveaux projets approuvés en 2022^a



^a Thématiques examinées : i) financement de l'action climatique; ii) capacité d'adaptation; iii) transformations de la dynamique femmes-hommes; iv) prise en compte des enjeux nutritionnels; v) prise en compte des jeunes; vi) priorité accordée aux peuples autochtones; vii) priorité accordée aux personnes handicapées.

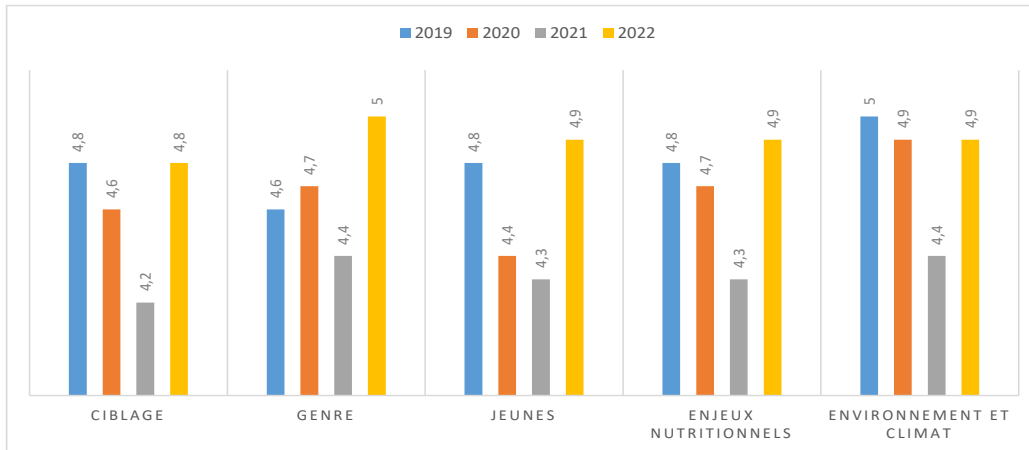
Figure 3
Répartition géographique des thématiques transversales abordées dans les nouveaux projets conçus en 2022



12. **L'évaluation indépendante de la qualité initiale⁵ indique que la qualité moyenne de la conception des projets s'est améliorée en ce qui concerne les thématiques transversales** pour la cohorte de projets évalués en 2022 (Figure 4).

⁵ Les notes attribuées par le Groupe assurance qualité sont fondées sur la matrice de l'efficacité en matière de développement du FIDA (DEM+).

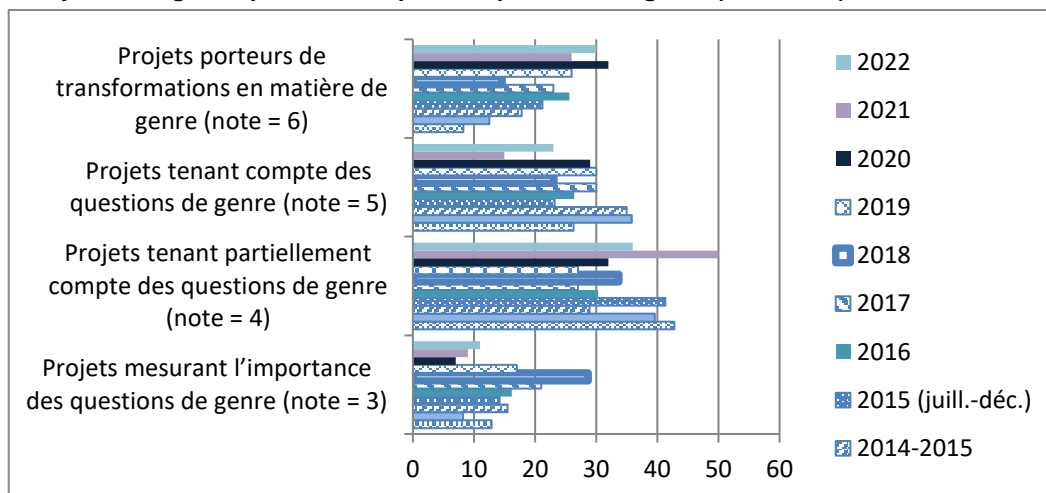
Figure 4
Qualité initiale en lien avec la prise en compte des thématiques transversales: notes moyennes pour 2019-2022



Source: base de données du Groupe assurance qualité.

13. **Conformément à son Plan d'action en faveur de l'égalité des sexes, qui concrétise sa [politique en la matière](#), le FIDA ne se contente pas de surveiller le nombre de projets tenant compte des questions de genre ou propres à transformer la dynamique femmes-hommes au stade de la conception, mais évalue également le degré de « prise en compte des questions de genre » dans les projets ayant des objectifs précis en la matière, financés par des allocations budgétaires claires. S'agissant des nouveaux projets conçus en 2022, 89% du montant des prêts octroyés a reçu une note plutôt satisfaisante ou meilleure (note supérieure ou égale à 4) (Figure 5), comme l'année dernière. La part du montant de prêts ayant obtenu une note très satisfaisante a augmenté pour atteindre 30%, contre 26% durant la période précédente. Le degré de prise en compte des questions de genre est mesuré sur une échelle à six points (définie à l'appendice III).**

Figure 5
Analyse du degré de prise en compte des questions de genre (2012-2022)



14. **Depuis 2012, le FIDA rend compte des résultats obtenus au titre du Plan d'action à l'échelle du système des Nations Unies pour l'égalité des sexes et l'avancement des femmes, un cadre de responsabilité et de suivi des résultats conçu pour mesurer, suivre et guider les progrès vers un ensemble de normes commun au système des Nations Unies destiné à promouvoir l'égalité femmes-hommes et l'avancement des femmes. Au fil des ans, le FIDA a gagné en**





efficacité et ses bons résultats ont été salués. En 2022, il avait atteint ou dépassé les objectifs fixés pour 14 des 16 indicateurs du plan⁶.

B. Les thématiques transversales aux stades de l'exécution et de l'achèvement des projets

15. **Pour ce qui est des effets directs relatifs au développement, les projets semblent bien partis pour obtenir à l'achèvement au moins une notation plutôt satisfaisante (note supérieure ou égale à 4)** en ce qui concerne l'adaptation aux changements climatiques, l'environnement et la gestion des ressources naturelles et l'égalité femmes-hommes. En revanche, il ne semble toujours pas possible d'atteindre l'ambitieuse notation visée dans le domaine de l'égalité femmes-hommes (note au moins satisfaisante, 5), sachant que plusieurs projets achevés dans le cadre de FIDA12 ont été conçus dès FIDA9, avant que certains des derniers outils permettant de concevoir des interventions efficaces en matière de genre ne soient disponibles.

Figure 6

Point sur la prise en compte des thématiques transversales à l'achèvement*

Cibles de FIDA12 à l'achèvement	Moyenne mobile 2020-2022	2022
 90% des projets jugés plutôt satisfaisants ou mieux (4) dans le domaine de l'environnement et de la gestion des ressources naturelles [identique à FIDA11]	93%	84%
 90% des projets jugés plutôt satisfaisants ou mieux (4) dans le domaine de l'adaptation aux changements climatiques [hausse de 85% par rapport à FIDA11]	92%	84%
 90% des projets jugés plutôt satisfaisants ou mieux (4) dans le domaine de l'égalité femmes-hommes [identique à FIDA11]	89%	79%
 60% des projets jugés satisfaisants ou mieux (5) dans le domaine de l'égalité femmes-hommes [identique à FIDA11]	42%	26%

Source: notes des rapports d'achèvement de projet attribuées dans le Système de gestion des résultats opérationnels.

* L'évaluation des résultats à l'achèvement a porté à la fois sur une moyenne mobile de trois projets achevés entre 2020 et 2022 (cohorte de 76 projets) et sur des projets achevés en 2022 uniquement (cohorte de 14 projets).

16. **Pour rattraper son retard et atteindre la cible ambitieuse de 60% de projets obtenant une note supérieure ou égale à 5 en matière de genre à l'achèvement, le FIDA renforce son appui aux équipes de projet.** Il s'agit notamment de compléter les capacités du personnel grâce à des consultants externes issus d'une nouvelle liste de spécialistes, de façon à systématiser l'appui technique lors des missions de supervision et d'appui à l'exécution. Priorité est donnée aux projets dont la durée d'exécution restante est inférieure ou égale à 18 mois pour faire en sorte que les cibles soient atteintes. Des fonds additionnels seront mobilisés pour accroître l'assistance technique et mieux évaluer les activités menées en matière de genre grâce à des méthodes quantitatives et qualitatives permettant de collecter des données factuelles. Des initiatives telles que le Programme conjoint sur les approches porteuses de transformation en matière de genre au service de la sécurité alimentaire et de la nutrition, le Programme conjoint d'accélération des progrès en faveur de l'autonomisation économique des femmes rurales et le Mécanisme de transformation de la dynamique femmes-hommes financeront les services techniques spécialisés et les nouveaux outils propres à évaluer les changements porteurs de transformations en matière de genre et les

⁶ Parmi les engagements pris au titre de FIDA10 et de FIDA11 figure la réalisation des objectifs associés à l'ensemble des indicateurs du Plan d'action à l'échelle du système des Nations Unies pour l'égalité des sexes et l'avancement des femmes. Le rapport 2022 sur le [Plan d'action](#) sera bientôt publié.

normes sociales. En 2023, de telles évaluations fourniront un appui ciblé aux projets en cours afin d'améliorer les résultats en matière d'égalité femmes-hommes.

17. **Dans 128 projets, les équipes communiquent actuellement des données sur les [indicateurs de base](#) du FIDA en lien avec les thématiques transversales abordées** (Tableau 1). Pour ce qui est d'autres indicateurs plus récemment ajoutés, les données disponibles sont encore insuffisantes⁷.

Tableau 1

Indicateurs de base du FIDA relatifs à l'intégration des thématiques transversales

<i>Indicateur de base</i>	<i>Cible pour la période couverte par FIDA12 (horizon de 3 ans)</i>	<i>Degré de réalisation en 2022^a</i>
2.2.10 Nombre d'hectares exploités selon des pratiques résilientes face aux changements climatiques (en millions d'hectares)	1,9	1,92
2.2.11 Nombre de groupes recevant un appui pour la gestion durable des ressources naturelles et des risques liés au climat	11 500	10 380
2.2.12 Nombre de ménages déclarant avoir adopté des technologies et des pratiques écologiquement viables et résilientes face aux changements climatiques	350 000	237 700
2.2.13 Nombre de tonnes d'émissions de gaz à effet de serre (équivalent en dioxyde de carbone) évitées ou de carbone stocké (en millions de tonnes sur 20 ans)	95	20,2
2.2.14 Nombre de personnes/ménages ayant bénéficié d'un appui ciblé pour améliorer leur nutrition (en millions)	6	2,07
2.2.15 Pourcentage de femmes déclarant avoir atteint le niveau de diversité alimentaire minimale	14%	27% ^b

^a La réalisation simultanée des objectifs associés aux indicateurs dans le cadre des projets en cours d'exécution en 2022 constitue un progrès considérable. Le FIDA définit comme « en cours d'exécution » les projets en cours depuis au moins 12 mois en 2022, les projets s'achevant en 2022 ou plus tard (après le 31 décembre 2021), et les projets dont le statut établi dans le Système de projets d'investissement et de dons correspond à « disponible pour décaissement », « entrée en vigueur », « clôture financière » ou « projet achevé ». Sont exclus de cette définition les projets annulés ou suspendus. Fait exception à cette règle l'indicateur 2.2.13, qui s'applique à l'ensemble des projets dont l'analyse des gaz à effet de serre a été approuvée spécifiquement pour l'année 2022, étant donné que cette analyse est réalisée pendant la phase de conception.

^b Les résultats sont fondés sur six projets pour lesquels des sondages sur les indicateurs de base relatifs aux effets directs ont été réalisés.

18. **Une analyse des 115 projets tenant compte des enjeux nutritionnels en cours (y compris les projets conçus avant FIDA11) montre que 69 d'entre eux sont jugés plutôt satisfaisants ou mieux (note supérieure ou égale à 4)**. Le personnel de projet est mieux à même d'utiliser des indicateurs nutritionnels et de développer des stratégies en matière de nutrition et des plans de communication visant à faire évoluer la société et les comportements.
19. **Le portefeuille des projets FIDA tenant compte de la jeunesse a bénéficié à 650 000 jeunes⁸, sur un objectif de 5,5 millions établi au titre de FIDA11**. Environ 225 000 emplois devraient être créés dans le cadre de ce portefeuille. Des activités de suivi sont en cours et des sondages à mi-parcours permettront de déterminer les effets directs réels obtenus en matière d'emploi. Les investissements dans les actifs productifs, les compétences et les biens et services sont des éléments moteurs des projets du FIDA tenant compte des jeunes. Les mécanismes d'appui technique à l'emploi des jeunes les plus couramment utilisés dans les projets relevant de FIDA11 sont ceux destinés à la formation ou à l'initiation aux activités rémunératrices, à la culture financière, à l'autonomisation des jeunes et à

⁷ Par exemple, le « nombre de bénéficiaires occupant un nouvel emploi ou ayant accès à de nouvelles possibilités d'emploi ».

⁸ Soit les jeunes ayant bénéficié de services appuyés ou promus dans le cadre des 73 projets tenant compte de la jeunesse approuvés au titre de FIDA11. Toutefois, plusieurs projets relevant de FIDA11 en sont aux premiers stades de l'exécution, ce qui explique que le système ne fournisse que des données partielles. Aussi, le nombre réel de jeunes bénéficiaires pourrait être bien plus élevé.

la création d'un environnement favorable, ce qui passe par la distribution de kits de démarrage et par une garantie d'accès aux marchés, à d'autres actifs (comme les équipements et les intrants) et à la propriété foncière. L'examen des projets fait apparaître qu'une approche globale intégrant divers mécanismes d'appui technique est la clé du succès.

20. **Si des cibles spécifiques ont été fixées en vue de donner la priorité aux peuples autochtones pour la première fois au cours de FIDA12, l'engagement du FIDA à promouvoir un développement autonome auprès de ces populations ne date pas d'hier.** Par exemple, une [évaluation de l'impact](#) du Second projet de gestion des ressources agricoles des hautes terres de la Cordillera mené aux Philippines a mis en évidence des effets directs positifs considérables, notamment une augmentation de 32% du revenu brut, une hausse de 33% des actifs productifs et une probabilité accrue de 13% de vendre des produits sur les marchés.
21. **Le FIDA progresse également en ce qui concerne l'attention qu'il porte aux personnes handicapées.** Un bilan du portefeuille réalisé en 2022 a révélé que dans 21% des projets en cours appuyés par le FIDA (soit 44 sur 211), les personnes handicapées étaient clairement définies comme un groupe cible dans le rapport de conception de projet.

IV. Plaidoyer, partenariats et coopération

22. **Le FIDA plaide activement en faveur de l'autonomisation des petits producteurs dans le monde entier. Il s'attaque aux questions de la résilience, des inégalités et de l'insécurité alimentaire en participant à des espaces de concertation, en favorisant l'établissement de partenariats stratégiques,** et en reconnaissant l'importance de la collaboration et d'interventions à l'échelle dans l'obtention de résultats pérennes et tangibles.
23. Le FIDA travaille avec la Fondation Bill & Melinda Gates sur le Mécanisme de transformation de la dynamique femmes-hommes dans le cadre de l'adaptation climatique. Ce mécanisme promeut l'égalité des sexes dans les zones rurales et donne aux femmes les moyens de s'adapter aux changements climatiques grâce à l'information et à l'innovation. Les travaux de collaboration portent sur la pauvreté, la faim et la vulnérabilité climatique au Burkina Faso, en Éthiopie et en Inde.
24. À la COP 27, le Gouvernement égyptien a annoncé que le FIDA mènerait le pilier relatif à l'alimentation et à l'agriculture du programme novateur et ambitieux pour l'eau, l'alimentation et l'énergie (*Nexus of Water, Food and Energy Programme*). Toujours à la COP 27, la Banque européenne d'investissement a signé un prêt de 500 millions d'EUR au FIDA pour renforcer sans plus attendre le travail que l'institution mène aux côtés des petits exploitants pour améliorer l'adaptation climatique et faire face à la crise mondiale actuelle touchant l'alimentation et les ressources en carburant.
25. Le FIDA mène la [Coalition pour le travail décent au service de systèmes alimentaires équitables](#) avec l'Organisation internationale du Travail et CARE International afin de promouvoir des possibilités d'emploi pour les jeunes dans l'agriculture.
26. Voir l'appendice IV pour d'autres exemples concrets de partenariats susceptibles de faire avancer les thématiques transversales.

V. Innovations

27. **Les grands problèmes qui se posent dans le monde exigent d'adopter sans plus attendre des approches novatrices dans le cadre du programme du FIDA relatif aux thématiques transversales.** S'en tenir au statu quo ne permettra pas aux petits exploitants agricoles de faire face à des crises complexes.

Les innovations font bouger les lignes et permettent au FIDA de s'adapter, de tirer parti des nouvelles technologies et d'ouvrir d'autres perspectives.

28. **Dans le cadre de l'ASAP, priorité a été donnée à des innovations telles que les cultures xérophiles et les technologies mobiles au service de l'information météorologique et commerciale** (voir les exemples à la **Error! Reference source not found.**).

Figure 7

Exemples d'innovations dans les projets relevant de l'ASAP



29. Financée par les fonds de l'ASAP en partenariat avec l'Organisation des Nations Unies pour l'alimentation et l'agriculture (FAO), une **analyse comptable des gaz à effet de serre** du portefeuille d'investissements du FIDA dans le secteur de l'agriculture, de la foresterie et des autres affectations des terres a permis d'étudier l'impact probable des projets du FIDA sur l'évolution des stocks de carbone et les émissions de gaz à effet de serre. D'après l'analyse d'un échantillon représentatif, le portefeuille d'investissement du FIDA est un puits de carbone net, c'est-à-dire que le volume correspondant au carbone stocké et aux émissions de gaz à effet de serre évitées est supérieur au volume total d'émissions.
30. Le FIDA a adopté son **premier indicateur géospatial au niveau de l'écosystème**. Fondé sur l'outil de cartographie sur l'adaptation, la biodiversité et le carbone (ABC-Map) de la FAO, cet outil lui servira de nouvel **indicateur de base de la biodiversité** et lui permettra de surveiller les impacts des projets dans ce domaine.
31. Dans le cadre du **Programme conjoint sur les approches transformatives sensibles au genre pour la sécurité alimentaire, l'amélioration de la nutrition et l'agriculture durable**, deux nouvelles **méthodes visant à transformer la dynamique femmes-hommes** ont été appliquées, à savoir le **Système de formation-action en matière de financement pour la durabilité (FALS)** au Malawi et le « **Cerrando Brecha** » en Équateur. FALS est une nouvelle approche qui intègre l'accès et le contrôle des ressources financières dans la méthode du Système de formation-action pour l'égalité femmes-hommes. Un **guide** sur les indicateurs ayant trait à l'alimentation et à la nutrition et portant sur les normes sociales liées au genre a été élaboré pour faciliter la mesure des changements dans les normes sociales.
32. Financé par un don du FIDA et exécuté par l'Université McGill, un projet de **mesures tenant compte des enjeux nutritionnels** a permis de mettre au point des **applications mobiles destinées à collecter des données sur la nutrition**. Dans le cadre de ce projet, l'application Diet DQ Tracker a servi à terminer la collecte de données en Éthiopie et en Zambie, y compris dans les zones reculées, et ce dans l'optique de gagner en efficacité.

33. Le **pôle intégré d'entrepreneuriat agricole pour les jeunes** donne aux jeunes entrepreneurs et demandeurs d'emploi des moyens d'agir en mettant à leur disposition une plateforme unique pour la création d'emplois, l'amélioration des compétences et l'accélération du développement d'entreprises. Le pôle a été adopté par plusieurs pays, dont le Burundi, les Comores, le Kenya, Madagascar, le Mozambique, le Nigéria et le Tchad, et ses résultats sont prometteurs. Le FIDA travaille activement à l'élaboration d'un guide pratique destiné à appuyer les projets en cours axés sur la promotion de l'emploi des jeunes.
34. Des organisations régionales de peuples autochtones ont élaboré des indicateurs spécifiques pour **mesurer le bien-être et le degré de développement autonome des peuples autochtones**, notamment en ce qui concerne les connaissances traditionnelles, la participation à la démocratie, la sécurité alimentaire et l'autodétermination.
35. À titre expérimental, le FIDA a recruté **des spécialistes des questions autochtones chargés de concevoir les projets relatifs au financement de l'action climatique** dans des régions où vivent les peuples autochtones, grâce à un [financement supplémentaire de l'Agence suédoise de coopération internationale au développement](#). Cela a permis d'apporter un appui spécifique destiné à assurer le respect des politiques et garanties du FIDA.

VI. Prochaines étapes

36. **Pour aller de l'avant, la stratégie du FIDA consiste à étendre les approches qui ont fait leurs preuves et à prendre des mesures pour respecter les engagements pris au titre de FIDA12 concernant l'intégration des thématiques transversales, compte tenu des contraintes budgétaires existantes, et avec l'appui de fonds supplémentaires.** Il s'agit notamment de prendre des mesures dans quatre domaines d'action clés, dans le contexte de toutes les thématiques transversales.
37. **Harmonisation du portefeuille de projets, des cibles thématiques et des compétences techniques.** Grâce aux examens trimestriels du portefeuille effectués à l'aide des outils Omnidata⁹, les projets nécessitant un appui technique supplémentaire pour atteindre les cibles relatives aux thématiques transversales pourront être repérés rapidement. Ainsi, le budget et les compétences techniques peuvent être stratégiquement utilisés et classés par ordre de priorité, de façon à aider les équipes du FIDA et leurs homologues gouvernementaux à prendre systématiquement en compte les thématiques transversales aux stades de la conception et de l'exécution des projets, en particulier dans les domaines où les résultats laissent à désirer. Grâce à la diminution prévue des taux de vacance de postes et à la nouvelle liste de consultants, le FIDA pourra s'appuyer dans une mesure croissante sur un éventail de compétences techniques plus large pour fournir l'assistance requise. Afin de renforcer les capacités en ce qui concerne la [prise en compte systématique des priorités](#), le financement de l'action climatique, les enjeux nutritionnels, les [PESEC](#) et l'[inclusion du handicap](#), de nouveaux modules de formation en ligne seront proposés au personnel et aux unités de gestion de projet.
38. Il est essentiel **d'intensifier le travail stratégique avec les partenaires** pour résoudre le large éventail de problèmes qui se posent et favoriser l'innovation. Le FIDA travaillera avec la Banque mondiale à l'amélioration des statistiques et des orientations en matière d'emploi des jeunes. Des initiatives telles que le Programme commun relatif aux perspectives de transformation de la dynamique femmes-hommes dans les domaines de la sécurité alimentaire et de la nutrition, le Programme conjoint d'accélération des progrès en faveur de l'autonomisation

⁹ Mis au point dans le cadre du programme d'automatisation du Plan de gestion des personnes, des processus et des technologies.

économique des femmes rurales et le Mécanisme de transformation de la dynamique femmes-hommes seront mises à profit pour financer les services techniques spécialisés et les outils permettant d'évaluer les changements propres à faire évoluer la dynamique femmes-hommes et les normes sociales. Par ses dons, le FIDA soutient activement l'application de la stratégie pour l'inclusion du handicap et le modèle de pôle d'entrepreneuriat pour les jeunes au Nigéria et au Rwanda. La collaboration avec les autres organismes ayant leur siège à Rome, les instituts de recherche et les partenaires de développement a beaucoup amélioré l'appui à la nutrition. Le programme de l'Agence norvégienne de coopération pour le développement intitulé « Nourrir la Terre et l'humanité grâce à une agriculture inclusive et durable » a apporté un appui à l'exécution de multiples projets dans différents pays. Grâce à ces partenariats, entre autres, le FIDA est en mesure d'impulser un changement porteur de transformations et d'atteindre ses objectifs de manière concertée et efficace.

39. **Apprentissage.** L'apprentissage continu sera favorisé par des études d'impact, des évaluations institutionnelles, des outils d'orientation, des formations et des communautés de pratique. Le FIDA pourra ainsi procéder aux ajustements nécessaires et renforcer les capacités de son personnel et de ses partenaires d'exécution. Les produits élaborés en 2022 contribueront à la réalisation des objectifs établis en matière d'apprentissage (Appendice V).
40. **Amélioration de la mesure des progrès.** Des examens et des mises à jour régulières des méthodes employées pour mesurer les progrès permettront de suivre précisément les progrès des cibles. Il s'agit notamment de mener le suivi des indicateurs relatifs à l'emploi des jeunes, à l'amélioration de la nutrition, à la biodiversité et aux changements de nature à transformer les rapports femmes-hommes. De telles analyses permettront de réaliser une évaluation dynamique de l'impact du FIDA.

Résumé des engagements pris au titre de FIDA12 concernant les thématiques transversales¹⁰

Mesure contrôlable	Date d'achèvement prévue	État d'avancement	Explications sur l'état d'avancement
1. Porter la proportion cible des financements climatiques à 40% du programme de prêts et dons de FIDA12	T4 2024	En cours	Actuellement, la part de financements de l'action climatique dans le programme de prêts et dons approuvé au titre de FIDA12 s'élève à 30%.
2. Présenter au Conseil d'administration une stratégie sur la biodiversité	T4 2021	Achévé	La Stratégie 2022-2025 du FIDA sur la biodiversité a été présentée à la cent trente-quatrième session du Conseil d'administration.
3. Élaborer des initiatives axées sur l'agrobiodiversité pour améliorer la gestion et la remise en état des écosystèmes aquatiques ou terrestres	T4 2022	En cours – retardé	Note: une note intitulée « <i>Enhancing Agrobiodiversity through Agroecology</i> » (Améliorer l'agrobiodiversité grâce à l'agroécologie) en cours d'élaboration servira de guide pratique aux équipes de projet. Dans le cadre de FIDA12, l'action du FIDA tournera autour de l'application de cette note d'orientation et d'autres mesures de la stratégie du FIDA pour la biodiversité, le but étant d'accroître le soutien à l'agrobiodiversité.
4. Faire en sorte que 60% des nouveaux projets d'investissement accordent une priorité explicite à la jeunesse et à l'emploi des jeunes	T4 2024	En cours	En décembre 2022, 67% des projets approuvés dans le cadre de FIDA12 tenaient compte des jeunes. Le FIDA continuera à surveiller cette mesure contrôlable pour s'assurer que l'objectif est atteint une fois que toutes les approbations au titre de FIDA12 auront été obtenues.
5. Veiller à ce que 60% des nouveaux projets d'investissement tiennent compte des enjeux nutritionnels au stade de la conception	T4 2024	En cours	Actuellement, 60% des projets approuvés au cours de FIDA12 tiennent compte des enjeux nutritionnels. Le FIDA continuera à surveiller cette mesure contrôlable pour s'assurer que la cible est atteinte une fois que toutes les approbations au titre de FIDA12 auront été obtenues.
6. Soumettre à l'approbation du Conseil d'administration une mise à jour de la politique relative à l'action du FIDA aux côtés des peuples autochtones	T2 2022	Achévé	La Politique d'engagement du FIDA aux côtés des peuples autochtones mise à jour a été présentée à la cent trente-septième session du Conseil d'administration.
7. Veiller à ce qu'au moins 10 nouveaux projets ciblent en priorité les peuples autochtones	T4 2024	En cours	Jusqu'à présent, trois projets ciblant en priorité les peuples autochtones ont été approuvés.
8. Reconstituer les ressources du Mécanisme d'assistance pour les peuples autochtones, notamment en mobilisant des fonds additionnels auprès d'autres partenaires	T4 2022	En cours	Une proposition visant à mobiliser 2,5 millions d'USD sous forme de don ordinaire du FIDA pour compléter la contribution de l'Agence suédoise de coopération internationale au développement au Mécanisme d'assistance pour les peuples autochtones est inscrite dans la réserve de projets financés par des dons ordinaires.
9. Présenter au Conseil d'administration une stratégie relative aux personnes handicapées	T2 2022	Achévé	La nouvelle Stratégie du FIDA pour l'inclusion du handicap 2022-2027 a été présentée à la cent trente-septième session du Conseil d'administration.
10. Veiller à ce qu'au moins cinq nouveaux projets ciblent en priorité les personnes handicapées	T4 2024	Achévé	Jusqu'à présent, cinq projets ciblant en priorité les personnes handicapées ont été approuvés.
11. Revoir la Politique du FIDA en matière de ciblage afin de mieux tenir compte des priorités au chapitre de l'intégration des thématiques transversales et de l'inclusion sociale (peuples autochtones et personnes handicapées)	T4 2022	Achévé	La Politique du FIDA relative au ciblage de la pauvreté 2023 a été présentée à la cent trente-huitième session du Conseil d'administration.

¹⁰ En ce qui concerne la conception de projets, les données proviennent du tableau de bord de la Division des politiques et des résultats opérationnels.

<i>Mesure contrôlable</i>	<i>Date d'achèvement prévue</i>	<i>État d'avancement</i>	<i>Explications sur l'état d'avancement</i>
12. Renforcer la communication sur les thématiques transversales et les engagements en établissant un rapport annuel indépendant et complémentaire au Rapport sur l'efficacité du FIDA en matière de développement (RIDE)	T3 2023	En bonne voie	À partir de 2023, le FIDA présentera chaque année au Conseil d'administration le Rapport sur l'efficacité du FIDA concernant les thématiques transversales (RIME), qui complétera le RIDE.

Rapport de situation sur le Programme d'adaptation de l'agriculture paysanne

1. Conformément aux garanties de transmission d'information données dans l'accord sur le fonds fiduciaire, le présent rapport de situation fait le point sur les différentes phases du Programme d'adaptation de l'agriculture paysanne (ASAP) mené par le FIDA.
2. La [première phase du Programme d'adaptation de l'agriculture paysanne \(ASAP1\)](#) a été lancée par le Fonds en 2012. Le programme, qui mobilisait en tout 316 millions d'USD, avait pour but d'améliorer la résilience climatique d'environ 6,7 millions de petits exploitants agricoles¹¹. La deuxième phase de l'ASAP (ASAP2), lancée en 2017, est axée sur la fourniture d'une assistance technique liée au climat, le renforcement des capacités, la gestion des connaissances et la mobilisation des ressources. Elle vise plus largement à intégrer les enjeux climatiques dans le portefeuille du FIDA.
3. Lancé en 2020, le [Programme élargi d'adaptation de l'agriculture paysanne \(ASAP+\)](#) étend la portée de l'ASAP1 et de l'ASAP2 et vise à mobiliser 500 millions d'USD. L'objectif est de faire de ce programme le plus grand fonds consacré au renforcement de la résilience climatique des petits producteurs agricoles et d'aider les partenaires à atteindre leurs objectifs en matière d'adaptation aux changements climatiques et d'atténuation de leurs effets à l'échelle nationale¹². Une réserve de neuf projets d'investissement couvrant plusieurs régions est actuellement financée au titre de l'ASAP+.

I. État d'avancement et résultats d'ensemble du programme

A. État d'avancement et résultats de l'ASAP1

4. Le portefeuille actuel comporte 44 projets répartis dans 41 pays (la Côte d'Ivoire, le Nigéria et le Soudan comptent deux projets chacun). La clôture du portefeuille de l'ASAP1 doit avoir lieu en 2025. À ce jour, 19 projets ont été clos et achevés, et 24 sont en cours d'exécution. Tous les projets ont atteint la phase d'examen à mi-parcours. En 2022, six projets ont été achevés.
5. Le Royaume-Uni, qui est le plus grand donateur de fonds en faveur de l'ASAP1, a publié un examen à l'achèvement du programme en 2023. Il lui a attribué la note « A ». Le rapport souligne les solides résultats obtenus en ce qui concerne l'adoption de pratiques agricoles climato-compatibles, la promotion d'une plus grande résilience climatique et l'amélioration des moyens d'existence des petits exploitants agricoles dans les pays ciblés. D'après le rapport à l'achèvement du programme, l'ASAP qui présente de nombreuses caractéristiques souhaitables pour le financement de l'adaptation (basé sur des dons, conçu et mis en œuvre en collaboration avec les gouvernements), s'est avéré efficace pour mobiliser des financements additionnels et améliorer le potentiel de reproduction à plus grande échelle des innovations. Le rapport a également souligné la nécessité de renforcer la mesure des impacts sur le plan de la résilience et d'inscrire plus solidement les résultats des projets dans la durée. Il sera essentiel de veiller à ce que l'ASAP+ s'appuie sur les bons résultats et les enseignements de l'ASAP.
6. Les décaissements effectués au titre de l'ASAP1 (Figure 1) ont été considérables malgré un contexte opérationnel difficile dans de nombreux pays du fait de la lenteur de la relance après la pandémie de maladie à coronavirus 2019 (COVID-19)

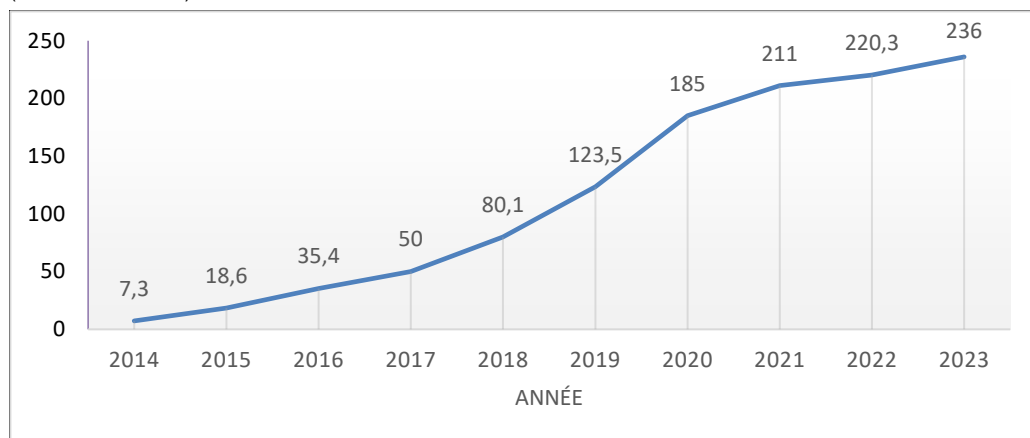
¹¹ Voir: <https://unfccc.int/climate-action/momentum-for-change/financing-for-climate-friendly/adaptation-for-smallholder-agriculture-programme-asap> (disponible en anglais).

¹² Voir: <https://webapps.ifad.org/members/repl/12/3/docs/IFAD12-3-R-2-Add-3.pdf?attach=1>.

et des conséquences de la guerre en Ukraine. Actuellement, 74,6% des fonds ont été décaissés.

Figure 1

Décaissements cumulés effectués au titre de l'ASAP (en avril 2023)
(en millions d'USD)



7. Le tableau 1 présente les résultats du portefeuille obtenus au regard des cibles relatives aux effets directs et aux produits de l'ASAP1. Toutes les cibles sont atteintes à hauteur d'au moins 75%, et de nombreux indicateurs affichent un taux de réalisation supérieur à 120%.
8. Étant donné l'accent généralement placé dans l'ASAP sur l'égalité femmes-hommes et l'avancement des femmes, une étude sur [l'égalité des sexes et les changements climatiques](#) dans le portefeuille de l'ASAP a été réalisée en 2022. En voici les principales conclusions:
 - i) l'ASAP est en bonne voie pour atteindre les cibles relatives aux questions de genre;
 - ii) tous les projets tiennent compte des questions de genre et bénéficient aux femmes dans le cadre d'activités visant à obtenir les effets directs prévus au titre de l'ASAP;
 - iii) le lien entre les questions de genre et l'adaptation aux changements climatiques pourrait être renforcé et rendu plus cohérent dans l'ensemble du portefeuille de l'ASAP;
 - iv) les engagements pris au titre de l'ASAP en matière de genre ont peut-être permis de cibler et d'inclure les femmes de façon globalement efficace, mais d'autres efforts peuvent être faits pour cibler les jeunes femmes et les femmes autochtones et impliquer les hommes.

Tableau 1
Cibles et résultats globaux du programme à la lumière du cadre logique de l'ASAP1

Résultats de l'ASAP par ordre de priorité	Résultats de l'ASAP au niveau du portefeuille mondial	Indicateurs d'évaluation des résultats du portefeuille	Cible fixée à la conception ¹³	Résultats dans le RIDE 2022	Résultats actuels	Pourcentage atteint
Objectif général	Les petits exploitants pauvres sont plus résilients aux changements climatiques	1 Nombre de membres de ménages de petits exploitants pauvres dont la résilience climatique a été renforcée	6 727 159	6 480 351	6 822 593	101%
Objectif spécifique	Reproduction à plus grande échelle des méthodes d'adaptation à avantages multiples pour les petits exploitants pauvres	2 Rapport entre les dons au titre de l'ASAP et les financements hors ASAP	1:7,5	1:7,9	1:7,9	105%
		3 Émissions de gaz à effet de serre évitées et/ou stockées (en tonnes d'équivalent en dioxyde de carbone)	80 millions de tonnes sur 20 ans (cible de 2012)	50 millions de tonnes sur 20 ans ¹⁴	50 millions de tonnes sur 20 ans	s.o.
Effet direct 1	Gestion des terres améliorée et pratiques et techniques agricoles résilientes face aux changements climatiques et tenant compte des questions de genre	4 Nombre d'hectares de terres cultivées au moyen de pratiques favorisant la résilience climatique	1 865 170 hectares	1 205 077 hectares	1 401 738 hectares	75%
Effet direct 2	Accroissement de la disponibilité en eau et de l'efficacité de son utilisation pour la production et la transformation dans le secteur de l'agriculture paysanne	5 Nombre de ménages et d'installations de production et de transformation disposant de plus d'eau	4 443 installations	4 263 installations	4 323 installations	97%
			288 903 ménages	308 416 ménages	351 283 ménages	122%
Effet direct 3	Renforcement des capacités humaines de gestion des risques climatiques à court et long terme et de réduction des pertes dues à des catastrophes d'origine climatique	6 Nombre de femmes et d'hommes et nombre de groupes communautaires participant à des activités de gestion des risques climatiques, de gestion des ressources naturelles et de l'environnement, et de réduction des risques de catastrophe	1 926 889 personnes	1 926 652 personnes	1 955 221 personnes	101%
			25 374 groupes	19 429 groupes	19 654 groupes	77%
Effet direct 4	Renforcement de la résilience des infrastructures rurales face aux changements climatiques	7 Valeur des infrastructures rurales, nouvelles ou déjà en place, rendues résilientes face aux changements climatiques (en USD)	131 755 730 USD	96 618 000 USD	129 687 000 USD	98%
			493 kilomètres	526 kilomètres	476 kilomètres	97%

¹³ Cible à atteindre d'ici à décembre 2025, mais susceptible d'être modifiée selon l'état d'avancement des projets relevant de l'ASAP.

¹⁴ Une évaluation des avantages connexes en matière d'atténuation attribuables aux résultats du portefeuille de l'ASAP1 à ce jour, comprenant 14 analyses achevées réalisées au moyen de l'outil EX-ACT (approximativement 30% du portefeuille de 2022 de l'ASAP), a révélé un potentiel de 15 millions de tonnes d'équivalent en dioxyde de carbone sur 20 ans. Cet échantillon a été extrapolé afin d'établir une estimation de 50 millions de tonnes sur 20 ans concernant l'ensemble du portefeuille. Cette diminution par rapport au RIDE 2021 s'explique par des variations au sein des projets du portefeuille de l'ASAP en 2022 (résultant de restructurations, d'annulations et de réaffectations), et par des changements dans certaines analyses de projets entre les examens à mi-parcours et les examens à l'achèvement (les projections des émissions de gaz à effet de serre deviennent plus précises au fil de l'avancement des projets).

Effet direct 5	Connaissances sur l'agriculture paysanne climato-compatible étayées et diffusées	8	Nombre d'espaces de concertation internationaux ou nationaux sur les questions climatiques sur lesquelles les équipes des projets financés par l'ASAP ou les partenaires de projet travaillent activement	36	33	34	94%
-----------------------	--	---	---	----	----	----	-----

B. État d'avancement et réserve de projets de l'ASAP+

9. Au titre de l'ASAP+, 62,7 millions d'USD ont été mobilisés au total, auxquels s'ajoutent 29,5 millions d'USD de contributions à recevoir, soit un total de 92,2 millions d'USD sur un objectif global de 500 millions d'USD. Comme le montre le tableau 2, la réserve de projets au titre de l'ASAP+ est fortement axée sur les investissements qui concernent le lien entre changements climatiques, conflits et fragilité dans des régions et des pays tels que le Sahel, l'Éthiopie, la Somalie et le Yémen. L'apprentissage et la reproduction à plus grande échelle des meilleures pratiques relevées dans le cadre de l'ASAP continuent d'être des piliers de l'ASAP+, notamment grâce à l'initiative CompensACTION, qui prévoit la mise à l'essai de mécanismes visant à indemniser équitablement les petits exploitants pour les services liés aux écosystèmes¹⁵.

Tableau 2
Réserve de projets en cours au titre de l'ASAP+

Lieu et nom du projet	Aperçu du projet	État d'avancement
Burkina Faso Programme de renforcement de la résilience des petits exploitants agricoles face aux changements climatiques	Ce programme vise à renforcer la résilience climatique des petits exploitants au moyen d'investissements dans des pratiques d'adaptation éprouvées, de technologies autochtones et de solutions fondées sur la nature. Il est axé sur l'amélioration de l'accès à l'eau pour l'agriculture et la promotion de la diversification des cultures et des sources de revenus. Le programme renforce également l'application de modèles agricoles durables intégrés mis à l'essai par le Gouvernement burkinabé. Financement de l'ASAP+: 7 millions d'USD.	Conception
Niger Programme de développement de l'agriculture familiale dans la région de Diffa (ProDAF-Diffa)	L'objectif est de réduire durablement la pauvreté, de garantir la sécurité alimentaire, nutritionnelle et hydrique, et de renforcer la capacité d'adaptation des ménages ruraux. Le programme, qui part des investissements en cours du ProDAF mais les élargit, vise à renforcer la résilience des ménages vulnérables grâce à des pratiques et à des technologies favorisant l'adaptation aux changements climatiques, à de meilleures pratiques agronomiques et à une meilleure gestion des ressources en eau. Les équipes collaboreront avec celles d'autres interventions financées par le Fonds pour l'environnement mondial, le Fonds vert pour le climat et l'ASAP au Niger. Financement de l'ASAP+: 7 millions d'USD.	Le décaissement des fonds commencera en 2023
Somalie Projet en faveur de la réhabilitation des terres de parcours et de l'agriculture adaptative (A2R2)	Le projet a pour but de renforcer la résilience climatique des ménages ruraux pauvres en Somalie grâce à une gestion durable des ressources naturelles. Il vise à améliorer la gestion des ressources en eau et des terres de parcours, l'agriculture écologique et les moyens d'existence à l'épreuve des changements climatiques, la réhabilitation des forêts et des habitats, et la gouvernance et les systèmes d'information au service de la lutte contre la dégradation des sols et la perte de biodiversité. Un mécanisme expérimental de microfinancement ciblera les groupes vulnérables, en particulier les femmes et les jeunes, dans le cadre d'activités rémunératrices résilientes face aux changements climatiques. Les fonds d'ASAP+ viendront s'ajouter à ceux issus du Fonds pour les pays les moins avancés géré par le Fonds pour l'environnement mondial et le Programme mondial sur l'agriculture et la sécurité alimentaire. Financement de l'ASAP+: 7 millions d'USD.	Conception
Yémen Projet d'amélioration des moyens d'existence en milieu rural (RLDP)	Ce projet vise à renforcer la résilience et l'adaptation aux changements climatiques en réduisant la pauvreté et la vulnérabilité. Il cible les femmes et les jeunes vivant dans des zones vulnérables et bénéficie à 175 000 personnes. L'objectif est d'améliorer la sécurité alimentaire et nutritionnelle, d'augmenter la production agricole durable et de renforcer la résilience au moyen d'une planification communautaire, d'infrastructures résilientes face aux changements climatiques et d'une agriculture climato-compatible. Le projet, approuvé par le Conseil d'administration, est cofinancé par le Mécanisme de relance en faveur des populations rurales pauvres, la Direction suisse du développement et de la coopération et le Fonds pour les pays les moins avancés du Fonds pour l'environnement mondial. Financement de l'ASAP+: 7 millions d'USD.	Conception

¹⁵ CompensACTION est une initiative lancée par l'Allemagne dans le cadre de sa présidence du G7. La note d'orientation correspondante, accessible ici <http://bit.ly/CompensACTION>, donne un aperçu de l'initiative.

<i>Lieu et nom du projet</i>	<i>Aperçu du projet</i>	<i>État d'avancement</i>
Éthiopie Programme pour l'agriculture participative et la transformation face aux changements climatiques (PACT)	Ce programme vise à produire une croissance des revenus agricoles inclusive favorisant la résilience climatique et à améliorer l'alimentation des ménages ruraux. Il promeut l'agriculture climato-compatible, le développement des ressources en eau, la gestion des bassins versants et les gains de productivité agricole. Les ressources de l'ASAP+ financeront l'amélioration des infrastructures et des écosystèmes et la diversification des moyens d'existence des populations. Le programme reçoit également des fonds de l'initiative CompensACTION, qui complètent les activités déjà menées dans trois régions cibles. Financement de l'ASAP+: 11,4 millions d'USD.	Le décaissement des fonds commencera en 2023
Malawi Programme de développement de l'irrigation dans les zones rurales (PRIDE)	Ce programme vise à autonomiser les petits exploitants et à améliorer leur productivité afin de satisfaire les besoins nutritionnels des populations et de fournir des produits sur des marchés viables. Il est axé sur la mise en place de systèmes de gestion des terres et de l'eau résilients, le transfert de connaissances aux petits exploitants et l'établissement de liens avec des marchés viables. Les ressources de l'ASAP+ financeront la construction de systèmes d'irrigation, la réalisation de gains de productivité dans les zones pluviales et la lutte contre la dégradation des sols. L'objectif est d'étendre le bénéfice du programme à 20 000 bénéficiaires supplémentaires grâce à un financement supplémentaire du Fonds pour l'environnement mondial. Financement de l'ASAP+: 7 millions d'USD.	Le décaissement des fonds commencera en 2023
Lesotho Projet de régénération des paysages et des moyens d'existence (ROLL)	L'initiative pilote CompensACTION sera intégrée à ce projet en cours. Le projet comprend un mécanisme de coalition pour la régénération, qui vise à appuyer la mise en place d'initiatives locales multipartites, ainsi qu'un fonds en faveur des possibilités de régénération, qui permet d'investir dans des activités proposées par les coalitions et qui a des retombées sur les services écosystémiques liés à l'eau. L'initiative pilote CompensACTION améliore le système de paiement pour services liés aux écosystèmes du Fonds en faveur des possibilités de régénération afin que l'efficacité de la gestion de l'eau, le stockage du carbone et le financement innovant de la lutte contre les émissions de carbone soient pris en compte. Financement de l'ASAP+: 4,4 millions d'USD.	Conception
Brésil Projet de gestion durable de l'Amazonie (PAGES)	Le projet ciblera 20 000 exploitations agricoles familiales associées à des organisations rurales, notamment des communautés autochtones et traditionnelles, des femmes et des jeunes dans trois régions de l'État de Maranhão. Il vise à réduire la pauvreté rurale tout en réduisant la déforestation et la dégradation de l'environnement dans la région amazonienne du Maranhão, au moyen du renforcement de la résilience de 64 000 personnes et de la réduction des émissions à hauteur d'environ 6 millions de tonnes d'équivalent en dioxyde de carbone. Financement de l'ASAP+: 17,1 millions d'USD.	En cours d'exécution
Brésil Promotion de la rémunération des services environnementaux au service de chaînes d'approvisionnement préservées de la déforestation	Le Brésil utilisera les fonds de l'initiative CompensACTION pour mettre à l'essai des projets qui tiennent compte du potentiel de la rémunération des services environnementaux dans la promotion de la conservation des forêts. Le FIDA propose un fonds pilote pour la rémunération des services environnementaux afin de promouvoir la conservation des forêts par les communautés marginalisées dans des filières préservées de la déforestation. L'objectif est d'évaluer à quel point la rémunération des services environnementaux est utile à la diversification des moyens d'existence, à l'augmentation des sources de revenus qui ne conduisent pas à la déforestation (grâce à la production de produits forestiers non ligneux), et à l'amélioration de l'accès au marché des produits forestiers non ligneux. Financement de l'ASAP+: 4,4 millions d'USD.	Conception

10. **Le décaissement des fonds de l'ASAP+ a commencé en 2022.** Les contributions n'ayant atteint une masse critique qu'à la fin de l'année 2021, la constitution de la réserve de projets au titre de l'ASAP+ a commencé au début de l'année 2022. Par conséquent, seul un projet (le Projet de gestion durable de l'Amazonie mené au Brésil) a commencé à être exécuté, un premier décaissement ayant été effectué en 2022. Les décaissements devraient s'accélérer à partir de 2023-2024, compte tenu de l'exécution des projets du tableau 2 qui sont en cours de conception ou au stade de la pré-mise en œuvre.
11. Le tableau 3 présente les cibles de résultat globales pour les neuf projets du tableau 2. Les cibles de résultat globales des projets continueront à être relevées au fur et à mesure que des contributions additionnelles à l'ASAP+ seront mobilisées et programmées sous forme d'investissements.

Tableau 3

Cibles de résultat des projets par rapport aux indicateurs du Cadre de gestion des résultats de l'ASAP+*

<i>Hiérarchie des résultats de l'ASAP+</i>	<i>Résultats de l'ASAP+ au niveau du portefeuille mondial</i>	<i>Indicateurs d'évaluation des résultats du portefeuille</i>		<i>Cible fixée à la conception</i>
Objectif général	Membres de ménages de petits exploitants pauvres ayant reçu un appui pour faire face aux effets des changements climatiques (portée)	1	Nombre de membres de ménages de petits exploitants pauvres dont la résilience face aux changements climatiques a été renforcée	172 093 ménages 839 757 personnes
Effet direct 1	Domaine de l'effet direct 1. Accroître la résilience des ménages vulnérables face aux effets des changements climatiques sur leur sécurité alimentaire et leur état nutritionnel, en mettant l'accent sur les femmes, les jeunes, les peuples autochtones et les personnes handicapées	2	Nombre de personnes/ménages faisant état de l'adoption de technologies et de pratiques écologiquement viables et résilientes face aux changements climatiques [indicateur de base 3.2.2]	19 786 ménages 107 181 personnes
		3	Nombre de personnes/ménages faisant état d'une diminution importante du temps consacré à la collecte d'eau et de combustible [indicateur de base 3.2.3]	8 313 ménages 47 235 personnes
Effet direct subsidiaire 1.1	Amélioration de l'accès à des aliments et produits nutritifs issus de systèmes agricoles favorisant la biodiversité	4	Nombre de personnes/ménages appuyés pour accroître la diversité des espèces et variétés cultivées	508 ménages 3 000 personnes
Effet direct subsidiaire 1.2	Renforcement des capacités humaines de gestion des risques climatiques	5	Nombre de personnes/groupes qui reçoivent un appui aux fins de la gestion durable des ressources naturelles et des risques liés au climat [indicateur de base 3.1.1]	11 724 groupes
		6	Nombre de personnes ayant reçu des services d'information climatique	-
Effet direct subsidiaire 1.3	Intensification d'une gestion des terres et des ressources naturelles à l'épreuve des changements climatiques	7	Nombre d'hectares exploités de manière à renforcer la résilience climatique [indicateur de base 3.1.4/ASAP 4]	513 244 hectares
Effet direct subsidiaire 1.4	Services et infrastructures à l'épreuve des changements climatiques	8	Nombre de personnes/ménages bénéficiant d'une meilleure disponibilité de l'eau et/ou d'une plus grande efficacité de la gestion de l'eau à des fins de production [ASAP 5b, modifié]	2 763 ménages 10 720 personnes
		9	Valeur des infrastructures rurales, nouvelles ou déjà en place, rendues résilientes face aux changements climatiques (en USD) [ASAP 7a]	26 millions d'USD
		10	Gestion éclairée des pistes rurales nouvelles ou existantes qui ont été rendues résilientes face aux changements climatiques [ASAP 7b]	10 kilomètres
Effet direct subsidiaire 1.5	Renforcement des cadres stratégiques relatifs à l'agriculture paysanne résiliente face aux changements climatiques	11	Nombre de lois, stratégies, réglementations ou politiques existantes ou nouvelles sur les changements climatiques et les secteurs agricoles proposées aux responsables politiques pour approbation, ratification ou modification	5
Effet direct 2	Réduction des émissions grâce à des interventions bénéfiques pour tous, qui apportent de grands avantages en matière de	12	Nombre de tonnes d'émissions de gaz à effet de serre évitées ou de carbone stocké [indicateur de base 3.2.1]	1 842 433

		développement, en particulier pour les groupes marginalisés et souffrant d'insécurité alimentaire		
Effet direct subsidiaire 2.1	Disponibilité accrue de perspectives de développement à faibles émissions	13	Nombre de personnes ayant accès à des technologies contribuant au stockage du carbone ou à la réduction des émissions de gaz à effet de serre [indicateur de base 3.1.3]	3 540 personnes
		14	Nombre de personnes qui occupent des emplois verts nouveaux ou existants	-

* Les informations présentées comprennent des données relatives à des projets dont la conception a été achevée et qui peuvent donc être considérées comme définitives, à l'exception des ajustements apportés aux cibles au cours de l'exécution (PRIDE, PACT et PAGES), et à d'autres projets dont la conception est en cours et qui doivent donc être considérées comme provisoires.

C. Situation du fonds fiduciaire de l'ASAP

12. Le tableau 4 présente la situation financière du fonds fiduciaire de l'ASAP à la fin de 2022.

Tableau 4

Situation financière du fonds fiduciaire de l'ASAP

	État membre	Monnaie locale (en milliers)	Année	Contributions reçues (en milliers d'USD)**	Estimation de la contribution reçue (en milliers d'USD)**	Total général reçu + estimation de la contribution à recevoir (en milliers d'USD)**
Contributions complémentaires	Belgique	6 000 EUR	2012	7 855	0	7 855
ASAP1	Canada	19 849 CAD	2012	19 879	0	19 879
	Finlande	5 000 EUR	2014	6 833	0	6 833
	Pays-Bas	40 000 EUR	2012	48 581	0	48 581
	Norvège	63 000 NOK	2013/2014/2015	9 240	0	9 240
	Suède	30 000 SEK	2013	4 471	0	4 471
	Suisse	10 000 CHF	2013	10 949	0	10 949
	Royaume-Uni	147 523 GBP	2012/2013/2014	202 837	0	202 837
	Total partiel			310 645		310 645
Fonds supplémentaires						
ASAP1	Département flamand des affaires étrangères	2 000 EUR	2014	2 380	0	2 380
	République de Corée	3 000 USD	2015	3 000	0	3 000
	Total partiel			5 380		5 380
	Total ASAP1			316 025		316 025
ASAP2	Norvège	80 000 NOK	2016	9 550	0	9 550
	Suède	50 000 SEK	2016	5 904	0	5 904
	France	600 EUR	2019/2021	660	0	660
	Total ASAP2			16 114		16 114
Personnel détaché	France	1 140 USD		1 140		
ASAP+	Fonds du développement du Qatar	500 USD	2020	500	0	500
	Autriche	2 000 EUR	2020	2 437	0	2 437
	Irlande	4 000 EUR	2021	4 702	0	4 702
	Suède	100 000 SEK	2021	11 018	0	11 018
	Allemagne	32 000 EUR	2021/2022	19 084	15 900	34 984
	Danemark	190 000 DKK	2021/2023	15 079	13 571	28 650
	Norvège	100 000 NOK	2022	9 881	0	9 881
	Total ASAP+			62 701	29 471	92 172
	Total			395 980		424 311

Progress against Results Management Frameworks of action plans for environment and climate, gender, nutrition and youth

Results Management Framework – Environment and Climate

Action area 1: Outreach & engagement		
Outcome	Indicators	Status as of December 2022
A comprehensive, organization-wide approach to policy engagement and outreach contributes to more effective programming, policy dialogue, stakeholder awareness, partnership building and environment and climate change integration.	<ul style="list-style-type: none"> Number of concrete environment and climate-related policy deliverables produced through national, regional and global engagement that create an enabling environment for climate-focused work (policy papers, joint advocacy, events, media briefings, etc.) Number of national, regional and global climate-related policy-influencing events that enhance IFAD's visibility (presenting, facilitating, chairing, hosting, etc.) Number of strategic partnerships developed/maintained 	<ul style="list-style-type: none"> Since 2019, ten major fora have seen meaningful engagement from IFAD on the subject matter of environment and climate change 12 strategic partnerships have been developed or strengthened since 2019
Action area 2: IFAD as a catalyst for advocacy, partnerships and knowledge management		
Outcome	Indicators	Status as of December 2022
Mainstreaming and results tools developed and shared; best practices towards greater results scaled up and expanded; RBA pilot projects established, identifying and developing best practices for collaboration at the country level; lessons learned integrated into IFAD's regular operations and country systems.	<ul style="list-style-type: none"> 100 per cent results-based COSOPs and country strategy notes with NDC priorities Number of groups supported to sustainably manage natural resources and climate-related risks Number of persons accessing technologies that sequester carbon or reduce greenhouse gas emissions Number of persons/households adopting environmentally sustainable and climate-resilient technologies Number of hectares of land under climate-resilient management Number of tons of greenhouse gas emissions (CO₂) avoided and/or sequestered 	<ul style="list-style-type: none"> 100 per cent results-based COSOPs and country strategy notes with NDC priorities - 100% Number of groups supported to sustainably manage natural resources and climate-related risks - 10,380 groups Number of persons accessing technologies that sequester carbon or reduce greenhouse gas emissions - TBD Number of persons/households adopting environmentally sustainable and climate-resilient technologies - TBD Number of hectares of land under climate-resilient management - 1.9 million hectares Number of tons of greenhouse gas emissions (CO₂) avoided and/or sequestered - 20.2 million tons of GHG emissions
Action area 3: Refinement of the SECAP		
Outcome	Indicators	Status as of December 2022
Updated social, environmental and climate change assessment supports the design and implementation of programmes that not only avoid or mitigate risk, but also generate environmental and climate-related benefits for smallholders and poor rural people, reflecting a continuous learning approach	<ul style="list-style-type: none"> Number of IFAD-financed projects with significant environmental, social and climate risk (sum of category "A" and "high" projects) and unsatisfactory SECAP compliance (rated 3 or below during implementation) significantly reduced. Number of IFAD-financed projects (regardless of their environmental, social and climate risk) with unsatisfactory SECAP compliance (rated 3 or below during implementation) significantly reduced. 	<ul style="list-style-type: none"> Number of IFAD-financed projects with category A/high E&S risk: 14 Number of IFAD-financed projects with category A/high E&S risk and unsatisfactory SECAP compliance rating (rated 3 or below during implementation): 2 Number of IFAD-financed projects with high climate risk: 60

		<ul style="list-style-type: none"> Number of IFAD-financed projects with unsatisfactory SECAP compliance rating (rated 3 or below during implementation): 23
Action area 4: Staff training and continuous improvement		
Outcome	Indicators	Status as of December 2022
<ul style="list-style-type: none"> Strengthened environment and climate components of IFAD's Operations Academy and induction course curricula. Field-based environment and climate change learning opportunities offered to all staff, especially project management units. In-house learning, professional development and external networking roles and opportunities for IFAD's environment and climate change specialists developed 	<ul style="list-style-type: none"> Number of IFAD technical staff in place to support mainstreaming of environment and climate change issues into IFAD's portfolio Adequate funding made available for implementing and staffing the action plan during 2019-2025 Number of environment and climate change awareness sessions organized for IFAD staff 	<ul style="list-style-type: none"> Ongoing Several sessions have been organised each year, including the OPAC days. Additionally e-learning modules have been developed within the learning management system.
Action area 5: Learning and horizon scanning		
Outcome	Indicators	Status as of December 2022
<ul style="list-style-type: none"> Lessons learned on effective approaches to integrating environmental sustainability and climate resilience compiled and disseminated (drawn from ASAP, GEF, IFAD grants and other programmes). IFAD country programme managers and environment and climate specialists linked with their counterparts in other United Nations agencies including RBAs, multilateral financial institutions and regional organizations through regional-level environment and climate learning networks. South-South exchange and learning platforms for country management units established (potentially including study tours and exchanges). Emerging environment and climate-related issues affecting smallholders' livelihoods identified through horizon-scanning processes at the global and regional levels, and used to inform IFAD's biennial Rural Development Report. 	<ul style="list-style-type: none"> Number of projects reporting on core environment and climate change indicators Number of knowledge products developed to support environment and climate change-sensitive project design implementation, M&E and policy engagement Dissemination strategy promoting uptake of research and other knowledge products 	<ul style="list-style-type: none"> In 2022, 189 projects under implementation reported against IFAD core environment and climate change indicators. Other projects also reported against ASAP, GEF, GCF and PMU specific indicators. 97 knowledge products developed to support environment and climate change-sensitive project design implementation, M&E and policy engagement ECC km products follow IFADs corporate communication and advocacy strategy,
Action area 6: Resource Mobilization		
Outcome	Indicators	Status as of December 2022
<ul style="list-style-type: none"> US\$400 million secured in climate and environment financing from diverse multilateral, bilateral and domestic sources. US\$100 million secured for ASAP phase 2, which provides technical support and opportunities for piloting and demonstration. At least 25 per cent of IFAD's PoLG allocated to climate-focused activities in IFAD11 and at least 40 per cent in IFAD12. Financing secured for joint projects with other RBAs. 	<ul style="list-style-type: none"> Millions of US\$ mobilized for environment and climate financing Multilateral development bank methodology to track climate finance implemented 	<ul style="list-style-type: none"> Since 2019 IFAD has mobilised US\$ 493.5m from the AF, GCF and GEF in supplementary climate finance. Complete IFAD11 target of 25% PoLG allocated to climate-focused activities achieved IFAD12 target of 40% currently at 30% in first year of IFAD12

Results Management Framework – Gender

Action area 1: IFAD-supported country programmes and projects		
Outcome	Indicators	Status as of December 2022
GEWE issues addressed systematically in IFAD-supported country programmes and projects	<input type="checkbox"/> 100 per cent of new COSOPs and CSNs are gender mainstreamed <input type="checkbox"/> Design target: 90 per cent of projects are rated > = 4 at Quality-at-entry <input type="checkbox"/> Design target: 25 per cent of projects in IFAD 11 and 35 per cent of IFAD 12 are validated as gender transformative. <input type="checkbox"/> Increase proportion of loans and grants with gender-specific objectives, supported by clear budget allocations* ¹⁶	<p>100 per cent of COSOPs are gender mainstreamed</p> <p>100% projects rated moderately satisfactory or better (4+) at entry; average rating in 2022 is 5</p> <p>In Gender-transformative projects in IFAD 11: 35 per cent</p> <p>Gender-transformative projects is IFAD 12: 53 per cent</p> <p>As a portion of the PoLG we are tracking indicators of the gender policy.</p> <p>The gender sensitivity analysis conducted in 2022 shows that 89 per cent of the loan value was rated 4+ or moderately satisfactory and above (figure 5) similar to last year. The proportion of loan value classified as highly satisfactory increased to 30 per cent compared to 26 per cent the previous period.</p>
<p>Overall Assessment on Action Area 1:</p> <p>IFAD's gender mainstreaming efforts are improving, with a growing number of programs and projects integrating gender considerations into their design, implementation, monitoring, and evaluation. IFAD's approach to gender mainstreaming is based on three main pillars: increasing women's access to and control over productive assets and resources, promoting women's participation and leadership in decision-making processes, and addressing gender-based violence and discrimination. IFAD's efforts have led to positive outcomes in various areas, such as increasing women's income and productivity, improving women's access to financial services and markets, and promoting women's participation in community organizations and decision-making processes. IFAD also has made efforts to ensure that gender considerations are integrated into project design from the outset. The ongoing Resilient Agriculture and Livelihoods Improvement Programme (RALIP) in Sudan, which began in 2018, conducted a gender analysis as part of its project design process. The gender analysis helped to identify the different roles and responsibilities of men and women in agricultural production and natural resource management in the project areas, as well as the gender-specific constraints and opportunities that affect women's participation and benefits. The gender analysis informed the design of project activities to address these constraints and promote gender equality, including through support for women's access to improved technologies, training, and markets. In 2022, IFAD has placed a strong emphasis on ensuring that its grants and loans are gender-responsive and promote gender equality and women's empowerment. This includes integrating gender considerations into project design and implementation, providing targeted support to women and youth, and promoting women's participation in decision-making processes.</p>		
Action area 2: IFAD as a catalyst for advocacy, partnerships and knowledge management		
Outcome	Indicators	Status as of December 2022
IFAD contributions to advocacy, partnerships and knowledge management on GEWE improved	<input type="checkbox"/> Increase in IFAD inputs on gender issues in international forums and publications <input type="checkbox"/> Number of corporate events focused on gender** ¹⁷ <input type="checkbox"/> Inclusion of references to GEWE in key IFAD policy documents and knowledge products* <input type="checkbox"/> Increased focus on gender issues in policy dialogue and scaling up* <input type="checkbox"/> Increase in joint gender-related initiatives with other development agencies*	<p>The IFAD Gender and Social inclusion team (co-)organized 4 online side event for CSW66 and 2 side events at COP27 that reached an online and offline audience of over 300 people. We also released 3 publications and multiple other KM material such as speeches, stories and blogs.</p> <p>In total, we noted six events that were organized by IFAD, focusing on our gender-related work in 2022.</p> <p>In 2022, IFAD's gender policy had been complemented by two new strategies on IFAD's Disability Inclusion and on IFAD's engagement with Indigenous Peoples, both with a strong focus on women's empowerment and gender equality. IFAD's Disability Inclusion Strategy was approved in December 2022. Gender equality is one of the strategies principles of engagement. Moreover,</p>

¹⁶ Indicators marked * are indicators of the gender policy. While there are no targets, these indicators are tracked and reported on in the RIDE

¹⁷ Indicators marked ** are new indicators. Baselines will be established and targets set during 2019

	<p>☐ Increase in number of substantive references to gender issues in agricultural and rural development by IFAD Management in public forums and the media*</p>	<p>Intersectionality is one of the strategy's three overarching approaches. Special attention will be given to women with disabilities. Similarly, IFAD's indigenous peoples policy was reviewed in 2022. Gender equality was confirmed as being one of the key principles of engagement</p> <p>Both the former and new president provided in total 10 speeches in 2022 related to gender equality and women's empowerment</p>
--	---	--

Overall Assessment on Action Area 2:
 Gender equality and women's empowerment issues keep being strongly embedded in IFAD corporate communication and public advocacy material, publications and campaigns. President's speeches and statements regularly report on IFAD's gender agenda and/or highlight IFAD's effort and commitment on gender equality and women's empowerment. Knowledge on gender equality and women's empowerment is systematically documented and publicly shared within and outside IFAD. Massive KM and communication efforts have been noted during 2022. Different campaigns took place around IWD 2022, CSW 66, COP 27, and for the 16-days of activism against gender-based violence. High-level and knowledge sharing events/side events have been organized (e.g. CFS, CSW, COP, UNCCD etc.); new how to do notes and other knowledge products, including podcasts, have been developed, and/or translated and disseminated. Webinars and Knowledge sharing initiatives have been organized. The IFAD Gender Network on Gender equality and social inclusion is also well established and acts as Gender Community of Practice linked to the different layers of the IFAD Gender Architecture. Combined with an IFAD's Gender D-group it includes about members including project staff, gender focal points, implementing partners, international organizations, resource people and development practitioners working at international, regional and country level). It acts as a peer support mechanism, virtual technical backstopping and capacity development tool, in addition to its regular knowledge and information sharing functions.

Action area 3: Capacity-building of implementing partners and government institutions		
Outcome	Indicators	Status as of December 2022
<p>Capacity of partners to address gender issues in agriculture and rural development strengthened</p>	<p>☐ Completion target: 90 per cent of projects are rated > = 4 Completion target: 60 per cent of projects are rated > = 5</p> <p>☐ Percentage of women reporting improved quality of their diets</p> <p>☐ Number of training tools developed or revised, including IFAD Operations Academy**</p> <p>☐ Number training events for implementing partners on GEWE^{18**}</p>	<p>89% of projects rated moderately satisfactory or above (4+) at completion (rolling average 2020-2022) 42% of projects rated satisfactory or above (5+) at completion (rolling average 2020-2022) 27% reporting MDDW. However, the results are based on six (6 projects that have conducted COI survey in 2022. It should be noted that because of the small sample size (only 6 projects), the reporting figure of 27 per cent is not an exact representation of IFAD's achievements</p> <p>Capacity-strengthening of IFAD staff, implementing partners, project staff and experts on mission has been carried out regularly both at HQ and at regional and country level to achieve and maintain high standards on gender equality, women's empowerment and social inclusion in IFAD's development portfolio, in IFAD as organization and within its implementing partners. In addition to a mandatory e-learning on gender equality lead by IFAD's HR division, other trainings, webinars, awareness raising, and capacity-building initiatives of various type take place during the year. This includes: official e-learning courses available on the IFAD Learning Management System, staff induction sessions, technical labs briefing sessions for experts on mission project start-up and regional workshops, trainings and awareness raising to understand</p>

¹⁸ In 2022, the IFAD Learning Management System (LMS) includes 19 different trainings that had a relevance on GEWE. These trainings got 3726 visits and were completed by 880 unique users.

		masculinities and stop gender-based violence (including a special online session based on the theatre of the oppressed methodology organized in December 2022), etc.
<p>Overall Assessment on Action Area 3: Efforts have also been put in place also to ensure remote technical backstopping and distant capacity development to project staff and implementing partners. This includes the organization of bilateral sessions with Gender/Social Inclusion Focal Points working at project level. Gender equality and Social inclusion sessions have been integrated in the IFAD Operations Academy, induction programme, and regional business workshops. Specific training sessions have also been organized upon request to foster capitalization from the field and preparation of knowledge products.</p>		
Action area 5: Resources, monitoring and professional accountability		
Outcome	Indicators	Status as of December 2022
IFAD's corporate human and financial resources, and monitoring and accountability systems fully support GEWE	<ul style="list-style-type: none"> <input type="checkbox"/> Increase in scores on the annual review of IFAD's performance on GEWE* <input type="checkbox"/> Amount of additional funds supporting implementation of the GAP <input type="checkbox"/> Increase in human and financial resources from IFAD's core budget invested to support GEWE* 	<p>In 2022, IFAD met or exceeded 14 out of 16 reporting UN SWAP indicators</p> <p>The gender team has mobilized additional resources to further the GEWE agenda of the Fund. The JP RWEE has been funded for a second phase with the generous support of Norway and Sweden and additional funding was secured for the GTM in Ethiopia.</p> <p>Two new staff have joined the gender team in Q3 2022 a Senior Technical Specialist with the remit to focus on targeting and located in WCA and a Technical Specialist located in APR. Both have a global mandate. The core budget to support GEWE has been declining.</p>
<p>Overall Assessment on Action Area 5: The IFAD Gender Architecture in 2022 comprises: one Senior Management Champion at Assistant President level; 17 Gender Focal Points at hub level, 21 Gender focal points and alternates at divisional level (outside the operations department). They have clear TORs and specific yearly commitments. A process of reorganization has been undertaken during 2021 and will be completed at the beginning of 2022 to assign or reconfirm the existing GFPs working at divisional and hub levels since internal turnover affected some of the existing positions. Consultation with divisional and hub directors is already in place.</p> <p>The formal architecture is also enriched by 80 validated consultants/mission experts and 300 Project Gender Focal Points and implementing partners engaged into IFAD's operations. This important human capital creates a Community of Practice regularly engaged in peer-to-peer, knowledge sharing and capacity building activities.</p> <p>The Gender and social inclusion unit has been fully resourced according to its mandate. The dedicated gender staffing working at HQ level includes a Lead Technical Specialist (P-5), a Senior Technical Specialist (P-4), a General Service staff (on 50 per cent basis), four long-term consultants and other temporary support. In addition, the Team in 2022 got a Senior Technical Specialist on Social Inclusion - Poverty Targeting (P-4) out posted in West and Central Africa and a newly recruited Technical Specialist on Social Inclusion and Gender (P-3) out posted in Asia. The core team counts on two out-posted regional gender and social inclusion officers (national officers) covering East and Southern Africa and Asia and Latin America regions while the Middle East position and West and Central Africa Position are now vacant and are expected to be filled at the beginning of 2023.</p> <p>These officers, have a reporting line with the Social Inclusion Cluster Head, but they do not provide a full-time support to the Gender Team since, in addition to the regional hub, they support also nutrition, youth and Indigenous Peoples issues.</p>		

Results Management Framework – Nutrition

Action area 1: Designing nutrition-sensitive COSOPs and projects		
Outcome	Indicators	Status as of December 2022
COSOPs and projects systematically take into account how they can improve the nutritional outcomes of beneficiary populations	<ul style="list-style-type: none"> • 100 per cent of results-based COSOPs and country strategy notes are nutrition-sensitive. • 50 percent of new projects designed are nutrition-sensitive by 2021, 60 per cent by 2025. 	<ul style="list-style-type: none"> • COSOPs: 100% COSOPs nutrition-sensitive • Projects: 60% of projects nutrition-sensitive in 2022

		(first year of IFAD12 replenishment ¹⁹)
<p>Overall Assessment on Action Area 1: On-course Beyond growth of the proportion of projects that are mainstreaming nutrition at design in IFAD 11, IFAD also experienced an improvement in quality with an average rating by QAG of 5. These is as a result of improved coordination between ECG and the regional divisions, improved pipeline planning and targeted allocation of PDTs that are nutrition sensitive to the nutrition team members and technical support through consultants.</p>		
Action area 2: Implementation capacity		
Outcome	Indicators	Status as of December 2022
Strengthening of the technical, analytical and managerial capacity of project management teams and partners (government institutions, private sector, NGOs and rural institutions) to implement nutrition-sensitive projects	<ul style="list-style-type: none"> • Number of persons provided with targeted support to improve their nutrition²⁰. • By 2025, 50 per cent of ongoing nutrition-sensitive projects obtain a performance score of 4 (moderately satisfactory) or above on nutrition in project MTRs²¹. • By 2025, 50 per cent of ongoing nutrition-sensitive projects that are rated on nutrition obtain a performance score of 4 (moderately satisfactory) or above during project supervision. • At least one training event is carried out each year for implementing partners on nutrition-sensitive agriculture and food systems. 	<ul style="list-style-type: none"> • Number of persons provided with nutrition support: 2.07 million persons • NS projects at MTR: 72% (Or 21 of 29) of projects MTR, 21 rated moderately satisfactory or above (4+). • Rating on-going NS projects:60% • Training events on nutrition: LAC and WCA nutrition labs for PMUs, ESA nutrition awards and experience sharing event; conducted a Bangladesh stakeholder consultation and IFAD's agriculture nutrition sensitive approach- PMUs, NGOs and the government
<p>Overall Assessment on Action Area 2: On-course At implementation, 115 nutrition-sensitive projects were on-going; 26 in APR, 38 in ESA, 12 in LAC, 8 in NEN and 31 in WCA. Projects focused on a variety of interventions including food production, nutrition education and Behaviour Change Communication (SBCC), school-based interventions, homestead gardens, reduction of post-harvest lost. At implementation, technical support was offered on nutrition metrics, development of nutrition strategies, a portfolio review on nutrition (Chad), nutrition education and SBCC and implementation and supervision missions. This included technical support to 7 projects that received technical and financial assistance from NORAD to integrate nutrition through the programme "Nourishing People and the Earth through Inclusive and Sustainable Agriculture". IFAD is working to ensure that all projects are also reporting this data in the ORMs to help keep track at the corporate level. Implementation ratings have improved through concerted capacity building clinics tailored to specific project needs as well as deployment of nutrition specialists to support implementation and supervision mission. An IFAD Nutrition e-learning course was developed and launched in the learning management system and a dedicated OPAC training conducted for PMD staff in Rome.</p>		
Action area 3: Policy influence, engagement and partnerships		
Outcome	Indicators	Status as of December 2022

¹⁹ This is the first year of replenishment and very few projects were designed in 2022

²⁰ RIMS output indicator

²¹ The performance ratings will be applied to all projects at MTR

<p>IFAD is engaged in country, regional and global policy-influencing platforms and is leading in advocating for the role of food systems and agriculture in addressing problems of malnutrition, as well as on the role of smallholders in the world's food and nutrition security.</p>	<ul style="list-style-type: none"> • By 2025 at least five concrete nutrition-related policy deliverables that enhance an enabling environment for nutrition are produced through national, regional and global bodies (policy papers, joint advocacy, events, media briefings). • At least five national, regional and global nutrition-related policy-influencing events that enhance IFAD's visibility are held each year (presenting, facilitating, chairing, hosting). • At least five strategic partnerships are developed and/or maintained by 2025. 	<ul style="list-style-type: none"> • Five policy deliverables produced: Produced a nutrition brief paper; contributed to the UN Nutrition environment and nutrition paper and the nutrition guidance for the UNSCDF and launch of the UNN nutrition strategy. • Policy influencing events: organised and participated in several events; AGRF side event on Healthy Diets; TICAD 8 side event; COP 27, School Meals Coalition and zero hunger coalition webinars and stakeholder consultations. • Strategic partnerships maintained and developed: Germany, Norway, Italy, Rockefeller Foundation, BMGF, Wageningen University; ECHO, Japan
<p>Overall Assessment on Action Area 3: On course</p> <p>IFAD has continued to be active in global policy dialogues, evidence generation and technical support to its operations. Through the UN Nutrition for which IFAD is a founding member, 2022 saw the launch of the UN Nutrition strategy and the development of a guidance for integrating nutrition into the United Nations Strategic Development Cooperation Framework (UNSDCF) for which IFAD participated at country level. In regards to the Africa Union year of nutrition, IFAD participated at high level AU meeting in Cote d' Voire. IFAD organised a number of events to enhance its visibility in nutrition for example, the Tokyo International Conference on African Development (TICAD 8), the African Green Revolution Forum (AGRF), and the Terra Madre. At the COP 27, IFAD organised an event on foods and diets and their different emission and resource footprints and showcased how innovative and sustainable food systems actions can respond to the impacts of climate change while increasing productivity, improving diets, including vulnerable groups and sustaining biodiversity. IFAD was also part of the Egypt led Initiative for Climate Action and Nutrition (I-CAN) which aims to build a strong alliance across nutrition and climate communities, strengthen existing efforts and take action to address the gaps, and develop an evidence-base of integrated nutrition and climate action.</p> <p>IFAD was also an active partner in food systems coalitions, for the school meals coalition, IFAD has been part of the design of a 2-year joint SSTC initiative on Home-Grown School Feeding with FAO and WFP, with a view to scaling up on-going interventions. As a member of the zero-hunger coalition, IFAD participated in shaping the coalitions focus and value add informed through stakeholder consultations and also applied to be part of the Zero Hunger private sector pledge.</p>		
Action area 4: Knowledge, communications and evidence		
<p>Outcome</p>	<p>Indicators</p>	<p>Status as of December 2022</p>
<p>Improved generation, packaging, dissemination and use of evidence on nutrition-sensitive agriculture and food systems.</p>	<ul style="list-style-type: none"> • By 2025, 75 per cent of nutrition-sensitive projects reporting on at least one core nutrition indicator. • Each year, at least one strategic knowledge product developed and being used to guide nutrition-sensitive project design, implementation, monitoring/evaluation and policy engagement (toolkits, how-to-do notes, videos). • A dissemination strategy promoting the uptake of research and other knowledge products is developed and implemented by 2025. 	<ul style="list-style-type: none"> • 42% of projects (49 projects) have reported on at least one core indicator²² • Achieved and exceeded: Nutrition thematic stock-take completed; maintained and updated database on nutrition podcast on nutrition developed; interactive literature review on climate change and nutrition linkages finalised and disseminated, comprehensive literature review on overweight and obesity and 5 country mapping reports produced, one case study and 3 videos developed. • Dissemination strategy was developed for all KM

²² While most projects are reporting in their project log frame, the main challenge is that projects are not reporting in ORMs

		<p>products produced- website, webinars, partners networks such as UN Nutrition.</p>
<p>Overall Assessment on Action Area 4: On-course Strengthening knowledge and evidence in nutrition is key to continuously improve nutrition interventions and targeting. IFAD continued to maintain its nutrition database, developed a podcast on nutrition (Episode 34) on status of meeting nutrition targets in Africa. Through partnerships with Wageningen University produced and disseminated an interactive literature review on climate change and nutrition linkages, and conducted a comprehensive literature review on overweight and obesity and five country mapping reports, case studies and three videos. A dedicated KM Coordination Group learning event that brought together all IFAD divisions to present their contribution to mainstreaming nutrition at IFAD was organised and a nutrition repository that brings together all IFAD resources developed. Also on-going is the updating of the nutrition roster (excel format) to an online format easily accessible by all hiring divisions.</p> <p>In 2022, IFAD for the first time conducted a thematic stock-take on nutrition which, aimed to assess the achievements, examine any constraints and review key milestones achieved by IFAD in mainstreaming nutrition. The findings and lessons learned from the stock take provided an opportunity for internal dialogue with senior management and at operational level on "what works", IFAD's comparative advantage and recommendations to optimise impacts on nutrition. It also informed the nutrition offer for IFAD 13 negotiations.</p>		
<p>Action area 5: Human and financial resources</p>		
<p>Outcome</p>	<p>Indicators</p>	<p>Status as of December 2022</p>
<ul style="list-style-type: none"> • Resources secured to mainstream nutrition within IFAD investments. 	<ul style="list-style-type: none"> • Additional resources are mobilized in support of IFAD's nutrition mainstreaming. • Roster of nutrition consultants is in place by 2021 and regularly updated. • Each year at least one nutrition awareness session organized for IFAD staff at headquarters, and at least one per hub. 	<ul style="list-style-type: none"> • Additional resources: Continued to implement the 6M USD NORAD support to 7 countries and 9 projects • Nutrition Roster: Available in excel format and being updated to be available online. • Nutrition awareness session: OPAC e-learning training on nutrition developed and available for LMS; OPAC face to face training organised for PMD staff on nutrition; SKD staff and senior management engaged in the nutrition stocktake discussions; Interactive IFAD internal webinar on Overweight and Obesity in LMICs organised to present and discuss the main findings from the comprehensive literature review and country mapping exercise; staff awareness creation on CFS products and promote their use; LAC nutrition lab for staff.
<p>Overall Assessment on Action Area 5: On-course IFAD continues to support nutrition mainstreaming mainly through its POLG, which is complemented by supplementary funds such as NORAD and ASAP. The dedicated nutrition staff working at HQ level includes a Lead Technical Specialist (P-5), a Senior Technical Specialist (P-4), a technical specialist (P-3 and a General Service staff. The latter two are funded through NORAD supplementary funds on nutrition. The team has one out posted staff based in Nairobi ESA regional office. Nutrition focal points have been identified in each regional division to help coordinate nutrition mainstreaming.</p>		

Results Management Framework – Youth

Action area 1: Youth-sensitive country programme delivery Mainstream rural youth within investment projects, country strategies, and country, regional and global grants		
Outcome	Indicators	Status as of December 2022
COSOPs, CSNs and loan- and grant-funded operations are focused on rural youth	<ul style="list-style-type: none"> Percentage of country programmes that deliver results for young people (according to Results and Impact Management System [RIMS] indicators) Number of investment projects that make use of youth focused or youth-produced innovations or products originated through grant-funded projects 	<ul style="list-style-type: none"> 86% of projects were YS in IFAD11 and so far in IFAD12, 67% are youth sensitive. About 60% of 2023 pipeline investment projects will incorporate the agribusiness approach which focuses on creating entrepreneurial and wage employment opportunities for the youth by implementing interventions tailored to labour demands and young jobseekers/entrepreneurs' needs and aspirations; and developing integrated approaches to improve access to finance, land and markets while promoting green jobs
Outputs	Indicators	Status as of December 2022
<ul style="list-style-type: none"> 100 per cent of COSOPs and CSNs include rural youth as a priority target group 50 per cent of project design reports are youth sensitive M&E systems have age-disaggregated indicators Mobilization of resources to pilot innovative youth-specific approaches and technologies IFAD's targeting policy revised 	<ul style="list-style-type: none"> Percentage of COSOPs and CSNs that include rural youth as a priority target group Percentage of new loan-funded projects that are youth sensitive Number of M&E systems with age- and gender disaggregated data (in line with RIMS) Number of explicit references to youth in the targeting policy (updated with a focus on youth) 	<ul style="list-style-type: none"> 100% youth-sensitive COSOPs and CSNs In IFAD12 so far 67% are YS All the new loan-funded projects have outreach indicators disaggregated by age and gender in line with criteria that qualify for youth-sensitivity The targeting policy integrate in youth in the operationalization of the targeting process and provides the necessary operational guidance and references for targeting youth
<p>Overall Assessment on Action Area 1:</p> <p>During the IFAD11 business cycle from 2019 to 2021, all COSOPs and CSNs were youth-sensitive, and the target of 50% youth-sensitive projects at the design stage was exceeded, with 86% of projects validated as youth-sensitive (73 out of 85). In 2022, 67% of projects were validated as youth-sensitive, surpassing the 60% target set for IFAD12 investment projects. Additionally, in 2022, 84% of youth-sensitive projects were rated satisfactory or highly satisfactory by the Quality Assurance Group (QAG) at design. This is an improvement from the ratings at design in 2019, 2020, and 2021, where 45%, 37%, and 64% of youth-sensitive projects, respectively, were rated satisfactory or highly satisfactory. This indicates a positive trend in the quality of project designs.</p> <p>IFAD has invested an estimated USD 108 million so far, with a total estimated outreach of more than 5 million young people. The inclusion of young people as a priority target group since IFAD11 has resulted in enhanced youth targeting approaches and well-defined pathways to foster entrepreneurship and job creation, such as skills development and access to assets.</p> <p>Currently, results from projects approved between 2019 and 2022 show an increase in skills and knowledge for rural young people. Specifically, 1,092,644 young people in rural areas are accessing financial services, and 188 718 are receiving are training in skills development, technologies, and accessing climate information services.</p> <p>Moreover, the approval of projects in 2022 that incorporate the new employment outcome indicator (C2.2.1) for youth is projected to generate 232,881 employment opportunities for young people over the next 3-5 years.</p> <p>Furthermore, IFAD is promoting youth employment and engagement through tailored approaches, such as the innovative integrated agribusiness hub initiative and grassroots approach, by enhancing the employability of rural youth within labour markets as well as empowering the voices of rural youths.</p>		

Action area 2: Strengthening implementation capacity		
Strengthen the technical and managerial capacities of stakeholders associated with youth-focused investment projects		
Outcome	Indicators	Status as of December 2022
Increased capacity of IFAD, project staff and implementing partners to successfully engage rural youth	<ul style="list-style-type: none"> Number of IFAD, project staff and implementing partners applying knowledge of how to successfully engage rural youth Number of youth-led organizations actively engaging each other in knowledge sharing 	<ul style="list-style-type: none"> Within the youth team, there are currently 6 staff , 3 long term consultants and 5 short term consultants engaged in youth mainstreaming within the programmes and applying knowledge on how to successfully engage rural youth. Between 2019 and 2022, 96,256 young rural producers have been supported and engaged in knowledge sharing and training
Outputs	Indicators	Status as of December 2022
<ul style="list-style-type: none"> One capacity-building plan Six training modules offered to IFAD and project staff, and implementing partners Jointly with the gender, nutrition and climate change themes, deliver three training modules in the Operations Academy under pillar 2 Roster of certified consultants and service providers on rural youth A minimum of 50 per cent of all youth within the target for IFAD projects participate in skills-development training Three learning events for youth-led organizations carried out Annual awards and event processes for best-performing projects (one per region) Youth engagement guidance note 	<ul style="list-style-type: none"> Number of modules on rural youth developed for IFAD's Operations Academy Number of staff who have successfully concluded Operations Academy training Number of service providers and consultants mobilized (by region) and available on the roster Number of training events carried out Percentage of youth within each IFAD project's target group who have participated in skills-development training Five annual awards given within the three-year action plan cycle 	<ul style="list-style-type: none"> One e-learning module on "Mainstreaming priorities in IFAD operations was developed with a module specifically focusing on youth-sensitive programming 103 participants trained in "Mainstreaming priorities in IFAD operations (this may also include consultants) The identification of youth consultants to build on the roster of gender and SI is ongoing New mainstreaming training and mainstreaming lab for country delivery team members Between 2019 and 2022, 26 859 young people have participated in skills development training The Youth Desk started preparatory activities on the youth awards framework however, owing to the fact only about only 30% are about to enter or very recently entered into their mid-term stage. The process is ongoing and will be finalized this year.
Overall Assessment on Action Area 2:		
<p>Strengthening the capacity for youth-sensitive programming among staff, implementing partners, and rural youth is key for IFAD. Efforts have been made to upskill the capacity of staff, consultants, and PMUs by incorporating youth-related issues into mandatory training sessions, e-learning modules, mainstreaming labs, and Operations Academy curricula. The ultimate goal is to improve the level of technical and analytical expertise within IFAD staff in order to effectively integrate youth-sensitive approaches into the portfolio and successfully implement the youth mainstreaming agenda at the country level.</p> <p>Additionally, efforts under this action area have also targeted implementation partners and youth organizations through capacity building in innovative youth incubation and engagement approaches. Over the period from 2019 to 2022, IFAD has provided support to 26,859 organizations of young rural producers. This has facilitated the sharing of knowledge among young producers and enabled them to gain access to markets, valuable resources, and knowledge about agricultural practices, technologies, and trends. Consequently, this exposure and knowledge can assist them in enhancing their efficiency and effectiveness in their enterprises.</p>		

Action area 3: Evidence-based knowledge management and strategic communication Build and manage the evidence base to support better project design and implementation, and effective policy engagement		
Outcome	Indicators	Status as of December 2022
Improved generation and use of evidence-based knowledge and strategic communication around successful youth-focused development models	<ul style="list-style-type: none"> Utility, application and accessibility of youth-focused communication and knowledge products authored by IFAD 	<ul style="list-style-type: none"> In progress.
Outputs	Indicators	Status as of December 2022
<ul style="list-style-type: none"> An IFAD youth-specific knowledge generation and dissemination plan Five IFAD-specific case studies focusing on rural youth as a contribution to the 2019 Rural Development Report Six youth-focused multimedia knowledge products An updated communication strategy that includes a focus on mainstreaming areas, including rural youth A number of knowledge-sharing events around regional portfolio reviews and South-South and Triangular Cooperation 	<ul style="list-style-type: none"> Number of studies and databases focused on rural youth Number of conferences in which the rural youth dimension is presented Number and type of youth-focused knowledge management multimedia products for project design, implementation and policy engagement Number of downloads from IFAD's Rural Youth web page Number of corporate events including rural youth as a topic 	<ul style="list-style-type: none"> 1 publication on scaling up rural youth access to inclusive financial services for entrepreneurship and employment and 1 ECG systemized reporting dashboard with a focus on youth Participated in the 5th Global Conference on the elimination of child labour 5,686 total page views for 2022 3 meaningful youth participation and representation at the AGRF, the World Food Forum, and COP27
Overall Assessment on Action Area 3:		
<p>IFAD has significantly enhanced its advocacy role in promoting the potential of rural youth at the global level through policy engagement and partnerships building, which are key pillars of the IFAD youth agenda. At the AGRF, World Food Forum and COP27, IFAD has taken on the issue of meaningful youth participation and representation in decision-making processes, putting rural youth at the heart of multilateral discussions about climate change and adaptation strategies in the context of employment. IFAD is legitimizing its position as a fervent advocate for youth engagement by creating opportunities for direct participation of rural young people in policy dialogues, which are currently very limited.</p> <p>Knowledge management continues to be a very a key priority for IFAD. Since IFAD11 until date, there has been over 25 publications, studies and research series focusing on youth. This includes the How to do note: Access to land for rural youth employment and entrepreneurship, the scaling up rural youth access to inclusive financial services for entrepreneurship and employment amongst others.</p>		
Action area 4: Policy engagement, partnerships and resource mobilization Manage strategic partnerships with governments, international organizations, the private sector, NGOs and other stakeholders at the national, regional and global levels to pursue policy and advocacy activities		
Outcome	Indicators	Status as of December 2022
Successful policy engagement and resource mobilization with strategic partners at the country, regional and global levels	<ul style="list-style-type: none"> Number of policy briefs developed and used by country programme managers for policy engagement at the country and global levels to champion the rural youth agenda RYAC inputs included in IFAD's decision making at the headquarters, hub, country and project level regarding work with rural youth Amount of resources mobilized for youth by IFAD 	<ul style="list-style-type: none"> The ongoing grant with NEPAD cover policy engagement with governments in Cameroon, Mozambique and Zambia RYAC were involved in the IFAD13 consultation, project designs and COSOPs in over 4 countries, IFADs General Council, Farmers forum and Indigenous Peoples forum For the Agribusiness hub initiative, IFAD mobilized US\$3.5 million from Visa Foundation, 10 million from BMZ and 3.5 million from IFAD, bringing the total amount to fund the innovative Youth Agri-Business Hubs in Africa pilot programme to US\$ 20 million
Outputs	Indicators	Status as of December 2022
<ul style="list-style-type: none"> Country-level policy engagement 	<ul style="list-style-type: none"> Number of policy briefs developed Number of activities on decent employment and child labour 	<ul style="list-style-type: none"> Over 3 policy briefs expected to be developed through the ongoing NEPAD grant

<ul style="list-style-type: none"> Regional and global partnership activities on decent employment and child labour Active membership through meetings of the United Nations Inter-Agency Network on Youth Development (IANYD) and contribution to implementation of the United Nations Youth Strategy Participation in meetings of United Nations Economic and Social Council (ECOSOC) Youth Forum Rural youth advisory council established Campaign to support the empowerment of rural youth IFAD goodwill ambassador for rural youth named New partnerships established Mobilization of resources to pilot innovative youth-specific approaches and technologies 	<ul style="list-style-type: none"> Number of times and type of IFAD participation in IANYD initiatives (e.g. conferences, blogs and webinars) Number of times and type of IFAD participation in ECOSOC Number of RYAC meetings attended Number of new or strengthened partnerships Number of youth-specific innovative approaches and technologies funded through unrestricted complementary contributions or supplementary funding Number of young smallholders or their organizations accessing the ABC Fund 	<ul style="list-style-type: none"> IFAD is leading the Decent Work and Living Income and Wages coalition. Also, IFAD has increasingly paid attention to the linkages with child labour and has raised its advocacy and awareness-raising efforts within the International Partnership for Cooperation on Child Labour in Agriculture (IPCCLA) IFAD participates and contributes annually to the IANYD initiatives such as the Youth2030 global progress report which highlights IFADs contribution across its three pillars – peace and security, human rights, and sustainable development IFAD periodically attends the IANYD meetings IFAD participated in ECOSOC Forum on financing for development which offered opportunities to highlight the role of investments for food systems transformation 1 key partnership on the DWLIW with CARE and ILO 2 innovative approaches funded - (a) Within the youth agribusiness grant, another call for proposal was launched last year to scale-up activities in 4 other countries: Ivory coast, Malawi, Madagascar and Algeria (b) Grassroot approach launched in Colombia, Morocco, Rwanda, and Senegal. 95,907 young farmers impacted by investees from the ABC fund 180 new permanent jobs created for young people, 357 new temporary jobs created for young people in 2022
--	--	--

Overall Assessment on Action Area 4:
Partnership building with youth-led organizations has been continuously pursued in joint advocacy and communication activities (COP27,COP15, AGRF etc.), acknowledging them as a serious constituency able to speak out on its own behalf Moreover, in the spirit of realising IFAD's commitment to enhance the involvement of youth in its governance at all levels, the fund is currently piloting the Youth Grassroots Approach in four countries.
In strengthening the focus on youth employment, IFAD has increasingly paid attention to the linkages with **child labour** and has raised its advocacy and awareness-raising efforts within the International Partnership for Cooperation on Child Labour in Agriculture (IPCCLA)and in major policy dialogues, including the 5th Global Conference on the elimination of child labour in 2022. Further, in partnership with FAO, IFAD is also exploring pathways to integrate child labour concerns in its investment programs through the development of a child labour risk assessment tool.

As part the effort to strengthening partnership and improving decent work, ensuring economic and social justice for all food systems workers, IFAD in partnership with ILO and CARE launched a coalition on Decent Work and Living Income and Wages. The outcomes of the coalition will progressively inform IFAD's COSOPs and loan projects. Additionally, IFAD is also piloting the youth grassroot approach and the integrated youth agribusiness hubs to empower the voices of rural youths as well as enhance the employability of rural youth within labour markets

Updates on new policies and strategies

Summary

1. **The [Biodiversity Strategy](#) has put in place several tools to inform IFAD operations** and projects now increasingly prioritize biodiversity, especially through Global Environment Facility support. Additionally, ASAP+ includes four new projects piloting mechanisms to compensate smallholders for their ecosystem services and explore nature-based solutions.
2. **IFAD's updated [Policy on Engagement with Indigenous Peoples](#) emphasizes Indigenous Peoples as "horizontal partners" who co-create strategies to improve their livelihoods.** The [Indigenous Peoples' Forum](#) is the main instrument for external policy oversight and consultation between Indigenous Peoples institutions and organizations, governments, and IFAD, including through the development of the IFAD regional action plans for the 2023-2024 biennium.
3. **IFAD approved a new [Disability Inclusion Strategy](#) to promote disability inclusion systematically.** The IFAD-funded grant Sparking Disability Inclusive Rural Transformation Programme ([SPARK](#)) will facilitate its operationalization in projects, including through a dedicated [helpdesk](#).
4. **The updated [Poverty Targeting Policy](#) provides a clear definition of IFAD's target group;** guiding principles for identifying, reaching, benefiting and empowering target groups and broad guidance on implementation in the context of IFAD's operational instruments.

I. Progress on Biodiversity Strategy

Key messages on delivery of the Biodiversity Strategy RMF

1. Team set up (one P4 and one JPO)
2. Key operational tools launched: IFAD [Biodiversity Core Indicator](#), NBS tracking, SECAP BD standards, Biodiversity community of practice (BIO-CoP) and [Biodiversity Knowledge Platform \(BDKP\)](#), to foster collaboration and knowledge building
3. Joining international initiatives ([UN decade for restoration](#), Partnership for Biodiversity Finance, COP15)
4. Biodiversity focussed project submitted (GEF7 Copli Indonesia to mainstream biodiversity in peatland, GEF7 Sao Tome on mainstreaming biodiversity in food and forestry sector, GEF7 on mainstreaming biodiversity in Mexico rural areas)
5. Priority is now further operationalisation of the key tools, partnership and approach in the portfolio, with need to secure sufficient central team to backstop country teams and develop capacities, mobilize resources that can incentivize further improvement of biodiversity activities and boost IFAD geo-spatial capacities

Result framework of IFAD biodiversity strategy 2022-25 & status 2022 (text highlighted shows current delays/2023 priorities)

Outcomes (as in BD strategy)	Indicators & 2025 Targets	22 status
Governments and rural HH supported in conserving and sustainably using biodiversity throughout IFAD's interventions, using evidence-based and integrated approaches to farming systems & landscapes	1.1 30% climate finance supporting NbS that serve to improve the sustainable use and conservation of biodiversity	Tracking tool adopted: 15% NbS / CC
Drawing on partnerships, IFAD supports the enhancement of national, regional and international policies and development strategies to create an enabling environment for biodiversity associated with food system	2.1 Number of global policy dialogue events IFAD has actively participated in (10)	9 including 2 initiative (PBF & UN decade)
IFAD is a recognized and well-established partner in generating and applying new knowledge and approaches for the conservation and sustainable use of BD in small-scale farming systems, landscapes & markets	3.1 Number of new partnerships – with actors that complement IFAD in expertise, reach and/or mandate – for BD innovations, knowledge, implementation & or policy (5)	3 initiated (FAO, ICRAF, TNC)
Outputs (as in BD strategy)	Indicators & 2025 Targets	
Develop and disseminate knowledge on the sustainable use of biodiversity gained from the experience of IFAD and its partners, including, for example, lessons learned and successful approaches	1.1 Number of BD knowledge products created and disseminated (3)	2 (NUS & COI guidelines)
Strengthen quality of biodiversity interventions through, increase in human resources, provision of operational support and the development of an indicator to monitor biodiversity etc	2.1 50 staff with BD competence (50)	46 CoP members
	2.2 A core indicator in biodiversity adopted	achieved
Organize capacity development and peer learning opportunities, including South-South and Triangular Cooperation, to enhance the biodiversity expertise of project designers and implementers	3.1 4 capacity development events serving to enhance knowledge of, and ability to work with, biodiversity (4/year)	3 organized (GEF, ABC map, KM platform)
	4.1 9 meetings and exchanges / year	achieved
Establish within IFAD a cross-divisional biodiversity community of practice, including headquarters and field staff "biodiversity champions", where knowledge and lessons learned are periodically exchanged regarding biodiversity in IFAD operations	4.2 20 staff actively involved in COP	achieved
	4.3 10 knowledge products produced by the practice (or individual members)	4 (CoI, finance tracking, PBF paper, NUS)
Strengthen partnerships with a wide range of actors for increased resource mobilization, capacity-building and training, knowledge exchange and operations related to biodiversity	5.1 Increased number of partners involved in the work on biodiversity (5)	3 initiated so 60% target
	5.2 Mobilization and leveraging of resources for B : 2 projects < supplementary fund	1 submitted GEF7
	5.3 Number of joint events for capacity-building, knowledge and operations.10	4 organized
Enhance communication and awareness-raising at the national and international level on the importance of biodiversity for livelihoods of small-scale rural producers, particularly women and IP	6.1 Number of events where IFAD has been actively involved in raising awareness of the importance of biodiversity. 8	8: achieved

¹¹ Pointed as an issue in SECAP report 2022

II. Progress on Indigenous Peoples Policy

Key messages on delivery of the IP Policy

1. Representatives of the Steering Committee of the Indigenous Peoples Forum at IFAD engaged in IFAD13 Replenishment Consultations
 2. Global initiatives: IFAD became a member of the global task force for the International Decade of Indigenous Languages led by UNESCO, ; IFAD participated in the launch of the Coalition on Indigenous Peoples' Food Systems,
 3. Indigenous youth internship pilot launched in LAC
 4. Resource mobilisation for IPAF through submission of IFAD regular grant
-

III. Progress on Disability Inclusion Strategy

Key messages on delivery of the Disability Inclusion Strategy

Development of the Disability Inclusion Strategy. In December 2022, IFAD has approved its Disability Inclusion Strategy, which covers a 5 year implementation period (2022-2027). The Strategy is aligned with the United Nations Disability Inclusion Strategy and the Convention on the Rights of Persons with Disabilities, as well as IFAD's Strategy on Diversity, Equity and Inclusion, and the IFAD Policy on Targeting. The objective of the strategy is to ensure that IFAD is fit for purpose in relation to disability inclusion. It provides a foundation and guidance for sustainable and transformative change towards disability inclusion throughout all pillars of IFAD's work. The Strategy includes action areas on: (i) Leadership, strategic planning and management; (ii) inclusiveness; and (iii) Programming. The approach to implementation is based on 3 pillars: (i) the twin-track approach; (ii) intersectionality; and (iii) partnerships. In particular, the twin-track approach combines disability mainstreaming with disability-specific interventions. As such, disability inclusion will be mainstreamed in IFAD's operations, and complemented by targeted interventions for persons with disabilities. This approach will enable IFAD to expand the benefits of all projects to persons with disabilities, while also targeting the main gaps and barriers to inclusion.

Consultations with OPDs. The process to develop the strategy was highly inclusive. The International Disability Alliance (IDA) facilitated a consultative process with OPDs. A consultation event was carried out in September 2022 that enable OPD to provide their inputs into the strategy document. The OPDs welcomed the new strategy and actively contributed to it. The Strategy also provides the foundation for a more systematic engagement with OPDs in all relevant corporate and in-country activities that are relevant to persons with disabilities. IDA was also involved in consultation activities with IFAD's targeting team during the revision of IFAD's Targeting Policy, to ensure that their views and perspectives were addressed in IFAD's approach to targeting.

Knowledge generation. The strategy builds on the lessons learned on disability inclusion under IFAD-supported projects. A stock take exercise was carried out to assess the extent to which IFAD-supported projects have addressed disability inclusion. As a first step, a review of project-related document was carried out to assess the number of projects that address disability in their target group. A survey questionnaire was then sent to IFAD-supported projects and good practices and interviews with staff of selected projects were carried out to develop in-depth case-studies. The final stock take report also builds on the findings of the baseline study of the IFAD grant-sponsored initiative: Sparking Disability-inclusive Rural Transformation (SPARK)²³. The exercise was limited by the fact that the experiences of IFAD-supported projects in working with persons with disabilities are seldom documented and that disaggregated data on disability inclusion is hardly ever collected. Yet, the number of IFAD-supported projects that collect disaggregated data on disability is on the rise and impact assessments are increasingly using the Washington Group tools, to assess impact on persons with disabilities, where relevant.

Capacity-development for staff. A range of capacity development and awareness-raising initiatives have been implemented to improve knowledge and internal capabilities. IFAD has developed a dedicated practitioners' guide on disability inclusive programming. The manual provides guidance on how to integrate attention to disability along the different stages of the programme cycle. The activities implemented under the Sparking Disability-inclusive Rural Transformation (SPARK) are also contributing to building the fund's capacity in the area of disability inclusion. Learning routes will be implemented to share learning and good practices across countries and projects. A guidance on how to include persons with disabilities in value-chain development programmes has also been developed and field-tested. Most importantly the disability inclusion help desk, which is funded by the SPARK programme, has been launched and is currently being piloted. The mechanism provides demand-driven support to projects that envisages to include persons with disabilities in its operations.

Human Resources. The Human Resources Implementing Procedures are currently being revised to include: (i) arrangements for reasonable accommodation during all stages of employment; (ii) outreach measures to attract candidates with disabilities to apply for vacancies; (iii) measures to support staff who have dependents with disabilities; and (iv) taking the requirements of staff with disabilities and those with dependents with disabilities into account in IFAD's mobility policy.

Five projects were approved in 2022 prioritizing Persons with Disabilities. A 2022 stock-take of the entire portfolio found that 21 percent or 44 out of 211 ongoing IFAD-supported projects have persons with disabilities as a clear target group outlined in their project design report.

²³ The IFAD grant-sponsored initiative: Sparking Disability-inclusive Rural Transformation is implemented by a consortium of Light for the World, the International Labour Organisation and PROCASUR Cooperation. The initiative was launched in 2021.

Summary of key terms, indicators and criteria related to IFAD mainstreaming priorities

Targeting

1. IFAD's definition of targeting has both strategic and operational meanings.
 - a. Strategically, targeting relates to resource allocation to ensure that funds are programmed in a way that is consistent with IFAD's mandate. The focus of this Policy is on targeting within country programmes and informing new and existing corporate initiatives. Allocation of resources across countries through the performance-based allocation system and the Borrowed Resources Access Mechanism is not addressed here.
 - b. Operationally, poverty targeting is traditionally defined as the process by which resources are directed to people defined as poor on the basis of eligibility criteria (such as geographic targeting, self-targeting and direct targeting). IFAD expands this to encompass the broad set of actions – including all aspects of design and implementation – that include or exclude individuals from project interventions and ensure that IFAD's investment projects are relevant and effective in reaching, benefiting and empowering the target group.
2. *IFAD's target group are people living in poverty in rural areas as well as vulnerable populations at risk of falling into poverty in rural geographies, with a continuing priority on the poorest and most excluded, including those who are food-insecure.*

How is Targeting assessed at Quality-at-Entry?

3. This dimension is reviewed and assessed (on a scale of 1 (Highly unsatisfactory) to 6 (Highly satisfactory)) at all stages of the design phase. The target group and the targeting strategy/approach to be followed should be specified highlighting what is the strategy for social inclusion including for ethnic minorities and indigenous peoples.

How is targeting rated at implementation and completion?

4. The rating measures the extent to which the project benefits and reaches out to its intended target groups, as identified in the Project Design Document. It includes a review of the effective implementation on the targeting strategy and mechanisms adopted by the project. Targeting mechanisms used by the targeting strategy can include one or more of the following: geographic targeting, direct targeting, self-targeting, direct targeting, empowering measures, enabling measures (to strengthen stakeholders' and partners' attitude and commitment), procedural measure and operational measures (project/programme management arrangements, staffing, selection of implementation partners and service providers). The rating also assesses the quality of the data and information available regarding outreach of all groups of beneficiaries, including women, young men, young women and indigenous people. IFAD's mandate defines its "target group" as rural people living in poverty and food insecurity in developing countries, with a special focus on women, youth, minorities and indigenous peoples – when relevant and as identified at design stage. This rating is mandatory to be done on an annual basis in project supervision reports (PSRs) and at the end in project completion reports (PCRs).

<i>Ratings in PSRs and PCRs</i>	<i>Targeting</i>
<i>(6) Highly satisfactory</i>	The project is effectively delivering on the objectives of its targeting strategy; proposed project activities are being taken up by all the identified target sub-groups, concrete and effective targeting mechanisms are used during implementation Targeting performance is being pro-actively monitored and, when needed, corrective measures taken. The project effectively reaches out to the intended target group(s) and exceeds quantitative outreach targets, as demonstrated by clear and reliable information on beneficiaries.
<i>(5) Satisfactory</i>	The project is delivering on the objectives of its targeting strategy; proposed project activities are being taken up by all the identified target sub-groups, part of the targeting mechanisms are used during implementation Targeting performance is monitored with adequate corrective measures taken when necessary. The project effectively reaches out to the intended target group(s), although quantitative outreach targets are not being fully reached or documentation on outreach may be erratic or relative to only part of the target group.
<i>(4) Moderately satisfactory</i>	The project is delivering on some of the objectives of its targeting strategy; proposed project activities are being taken up by part of the identified target sub-groups, targeting mechanisms are used erratically during implementation. Targeting performance is sporadically monitored and reliable information on outreach and beneficiaries is missing. The project somehow reaches out to the intended target group(s), but not for all components and quantitative outreach targets are not being fully reached.
<i>(3) Moderately unsatisfactory</i>	The project is not delivering on its targeting strategy; part of the proposed project activities are mis-targeted/captured by elites and are not being taken up by intended target groups, targeting mechanisms are seldom used during implementation. Negligible monitoring of targeting performance is performed and few reliable data on outreach are available. The project does not reach out to its intended target group(s).
<i>(2) Unsatisfactory</i>	The project is not delivering on its targeting strategy; most of proposed project activities are mistargeted/captured by elites and are not being taken up by intended target groups. targeting mechanisms are seldom used during implementation. No targeting mechanisms are in place. Monitoring of targeting performance is not performed and data on outreach and beneficiaries are not reliable. The project does not reach out to its intended target group(s).
<i>(1) Highly unsatisfactory.</i>	Same as (2) but all proposed project activities are mis-targeted/captured by elites and are not being taken up by intended target groups. Monitoring of targeting performance is not performed. The project does not reach out to its intended target group(s). No targeting measures are in place and. Although there are no reliable data on outreach and beneficiaries.

Climate

Climate finance

- A project with **climate finance** aims at increasing climatic resilience by actively tackling identified climatic vulnerabilities through adaptation and mitigation measures in response to country needs and Nationally Determined Contributions (NDCs). IFAD has adopted the internationally recognized MDB Methodologies for Tracking Climate Change Adaptation and Mitigation Finance (hereafter: the MDB Methodologies).²⁴
- The metric for this target is **Climate-focused PoLG (percentage)** and is measured as United States dollar value reported as a percentage share of total IFAD approvals, calculated based on the internationally recognized MDB Methodologies for Climate Change Adaption and Mitigation Tracking. Climate finance is calculated at design, based on the final cost tables and project design reports of approved IFAD operations

Adaptation finance

- There are separate methodologies for calculating adaptation and mitigation finance. **Climate change adaptation** aims to reduce the risks or vulnerabilities

²⁴ Previously, IFAD reported on its climate change adaptation investments using the OECD-DAC Rio Markers. The OECD-DAC markers classify projects according to 3 'types', and IFAD reported according to the following thresholds: 0 = no climate finance; 1 = up to 40 per cent climate finance and 2 = up to 100 per cent climate finance. This broad brush approach was not felt to be sufficiently granular to track climate finance flows through IFAD, which is why for the purposes of tracking the IFAD11 climate finance commitment, the *MDB methodologies* were adopted. These foresee a granular and conservative reading of individual project budgets to identify finance that is truly 'climate focused' (and not just 'climate sensitive'). Applying the *MDB Methodologies* at IFAD, detailed project cost-tables are cross-read line-by-line against the project documentation to estimate IFAD climate finance.

posed by climate change and to increase resilience to the adverse impacts of climate change. Identification of adaptation finance is a result of a three-step process and thus, for a project's finance to be counted either fully or partially as adaptation finance, the project must meet each of the following three steps:

- a. Set out the project's context of vulnerability to climate change;
 - b. Make an explicit statement of intent to address this vulnerability as part of the project; and
 - c. Articulate a clear and direct link between the vulnerability and the specific project activities.
8. The metric for this target is **Projects designed to build adaptive capacity (percentage)** and is measured as a percentage of IFAD projects that include activities aiming to build climate-related adaptive capacity across multiple dimensions (e.g. increasing incomes; improved access to productive resources; empowerment of vulnerable groups). This indicator is measured at design, based on the project design reports of approved IFAD operations.

Mitigation finance

9. **Climate change mitigation** reduces or limits greenhouse gas (GHG) emissions, or sequesters carbon to mitigate climate change. However, not all activities that reduce GHG emissions are eligible to be counted towards MDB mitigation finance, which is based on a list of activities that are compatible with low-emission pathways. Mitigation finance tracking is built on the Common Principles for Climate Change Mitigation Finance Tracking developed jointly by the MDBs and the International Development Finance Club (IDFC). This methodology is refined over time, to iteratively increase ambition and enhance alignment with the goals of the Paris Agreement, especially on keeping anthropogenic climate change to "well below" 2 degrees Celsius above pre-industrial levels.
10. As a precondition for attributing mitigation finance to an IFAD project, IFAD requires an ex-ante GHG assessment to prove that the project overall has the potential to be a net sink of GHG emissions, compared to the without-project scenario.
11. Though some interventions can achieve adaptation and mitigation objectives jointly, the activities and outcomes of adaptation are context-specific, while mitigation has a global component.

Building adaptive capacity [New in IFAD12]

12. This new indicator shows that while IFAD climate finance regards only activities specifically aimed at addressing climate change, the majority of IFAD projects address climate objectives. **A project will automatically be flagged as building adaptive capacities provided that at least 15 per cent of the IFAD investment is validated as climate finance.**

How is Environment and Climate assessed at Quality-at-Entry?

13. This dimension is reviewed and assessed at all stages of the design phase (on a scale of 1 [Highly unsatisfactory] to 6 [Highly satisfactory]). It assesses the extent to which the project has analysed the current status of the natural resource base alongside current and future climatic trends in the project area and possible environmental and climatic risks/vulnerabilities that may arise as a result. It considers whether the project includes explicit measures to reduce the vulnerability of beneficiaries' livelihoods to the identified climatic shocks and stresses, and also considers whether measures for the restoration or sustainable management of natural resources are promoted. Projects should aim to develop the capacity of community groups and other institutions to manage climatic and environmental risks; and related considerations should be integrated in a coherent, consistent and logical manner across the project design. Where

appropriate, climate change mitigation measures (i.e. measures that reduce the sources or enhance the sinks of greenhouse gas emissions) should be included in the project design. At PDR stage, the total amount of climate finance needs to be calculated by the design/regional team (as per the MDB methodologies on tracking climate finance) and validated by OPR, in line with the IFAD12 commitment that 40% of its PoLG will be invested in climate focused activities.

How is Adaptation to Climate Change assessed at implementation/completion?

14. Assesses the progress and quality of implementation of a project's climate change adaptation interventions. These interventions aim to reduce the vulnerability of households, agro-ecosystems and natural systems to the current and expected impacts of climate change, by maintaining or increase climate resilience, through increased ability to adapt to, or absorb, climate change stresses, shocks and variability and/or by helping to reduce exposure to them. The rating should take into account whether the adaptation measures are well articulated and targeted to build resilience to climate change in the near and medium term. This rating is mandatory to be done on an annual basis in project supervision reports (PSRs) and at the end in project completion reports (PCRs).

<i>Ratings in PSRs and PCRs</i>	<i>Adaptation to Climate Change</i>
<i>(6) Highly satisfactory</i>	Adaptation to climate change is a core project objective and its related interventions are well implemented and exceed planned targets. The project optimises emerging opportunities in adapting to both increased climate risk and projected future change with efficient and effective use of resources. The project contributes to an overarching objective of climate-resilient development and serves as an example in the country or sector. All of the key interventions identified in the project documents to improve climate resilience have been implemented and are having the anticipated impacts.
<i>(5) Satisfactory</i>	Adaptation to climate change is a core project objective and its related interventions are well implemented, with appropriate use of resources (human and financial) and adequate reporting. More than 75% of interventions identified in the project documents are well targeted and are building the resilience of communities/ systems.
<i>(4) Moderately satisfactory</i>	Adaptation to climate change interventions are well articulated and targeted 50-75% of interventions identified in the project documents are being implemented as planned with some operational shortcomings, including the use of resources (both human and financial) and/or reporting, but with a reasonable justification.
<i>(3) Moderately unsatisfactory</i>	Adaptation to climate change interventions are not well articulated and targeted, with less than 50% of planned interventions identified in the project documents being implemented without a reasonable justification. Available resources are not being used in an efficient and effective manner to build resilience of the targeted communities/ natural systems.
<i>(2) Unsatisfactory</i>	Adaptation to climate change interventions are not well articulated, targeted or being implemented or their effects are irrelevant in terms of reducing the vulnerability of human or natural systems to the current and expected impact of climate change.
<i>(1) Highly unsatisfactory.</i>	Recommended adaptation to climate change interventions are not being implemented or are at a risk of resulting in negative effects thus increasing the vulnerability of the communities/ systems to climate change.

How is Environment and Natural Resource Management assessed at implementation/completion?

15. The rating measures the positive or negative changes that take place in the natural resources base as a result of project interventions (on a scale of 1 (Highly unsatisfactory to 6 (Highly satisfactory)). The extent to which the project contributes to a reduction of harmful agricultural practices is also reviewed. The rating also assesses the extent to which high-standard environmental norms are being followed during project implementation or if the project has any negative impact on the environment. The rating is mandatory starting with MTR on an annual basis and at completion.

<i>Ratings in PSRs and PCRs</i>	<i>Environment and natural resource management</i>
<i>(6) Highly satisfactory</i>	There is a substantial improvement in the environment or in the natural resource base in the project target area due to project interventions. The pressure on the natural resource base has been significantly reduced and the natural resource base has been restored or is now used in a sustainable manner. High environmental norms were followed for all project activities and there was no negative impact on the environment.
<i>(5) Satisfactory</i>	The environment or the natural resource base have improved in the project target area. The pressure on the natural resource base has been reduced and the natural resource base is now used in a more sustainable manner. High-standard environmental norms were followed for most project activities and there was no negative impact on the environment.
<i>(4) Moderately satisfactory</i>	There has been some moderate improvement in the environment or the natural resource base in the project target area. The pressure on the natural resource base has been slightly reduced but there are no significant changes in current harmful agricultural practices. High-standard environmental norms were followed for most project activities and there was no negative impact on the environment.
<i>(3) Moderately unsatisfactory</i>	There has been negligible improvement in the environment or the natural resource base in the project target area. The pressure on the natural resource base is still high and there are no significant changes in harmful agricultural practices. High-standard environmental norms were not followed during project implementation and some activities may have had a negative impact on the environment.
<i>(2) Unsatisfactory</i>	There has been no improvement in the environment or the natural resource base in the project target area. The pressure on the natural resource base has remained unsustainable and harmful agricultural practices are the norm. High standard environmental norms were not followed during project implementation and many activities may have led to a negative impact on the environment or the natural resource base.
<i>(1) Highly unsatisfactory.</i>	There has been deterioration in the environment or the natural resource base in the project target area. The pressure on the natural resource base has increased and harmful agricultural practices are more widespread. High standard environmental norms were not followed during project implementation and project activities have had a negative impact on the environment or the natural resource base.

Gender

Gender mainstreaming

16. Gender mainstreaming is the process by which reducing the gaps in development opportunities between women and men and working towards equality between them become an integral part of the organization's strategy, policies and operations.

Gender transformative

17. A **gender transformative** project actively seeks to transform gendered power dynamics by addressing social norms, practices, attitudes, beliefs and value systems that represent structural barriers to women's and girls' inclusion and empowerment.
18. Criteria that also apply to a "gender mainstreamed" project (a subset of "gender transformative" projects) are not marked with an asterisk. Criteria that go beyond "gender mainstreaming" and help to identify a "gender transformative" project are marked with an asterisk. Note that the IFAD12 RMF only formally tracks "gender transformative" projects approved. It is obligatory for gender-transformative projects to report on the IFAD empowerment index, which is based on IFPRI's project level Women's Empowerment in Agriculture Index (pro-WEAI). This indicator is measured at design, based on a range of design criteria verified in the project design reports of approved IFAD operations.

<i>Criteria</i>	<i>Description for gender mainstreaming / gender transformative *</i>
Situation Analysis	<ul style="list-style-type: none"> ✓ Describe national policies, strategies and actors addressing gender ✓ Identify the different roles, interests and priorities of women and men and the underlying structures and norms of exclusion and discrimination ✓ Identify the most important livelihood problems and opportunities faced by the community, as seen by women and men
Theory of change	<ul style="list-style-type: none"> ✓ Address all three gender policy objectives in ToC: <ul style="list-style-type: none"> ○ Economic empowerment ○ Equal voice ○ Balanced workloads ✓ Showcase gender transformative pathways* ✓ Plan for policy engagement on Gender Equality and Women's Empowerment (GEWE)*
Logframe indicators	<ul style="list-style-type: none"> ✓ Disaggregate Outreach indicator (C.I. 1) by sex, youth and (if relevant) indigenous peoples ✓ At least 40% of project beneficiaries are women – for: C.I.1: Persons receiving services promoted or supported by the project ✓ Include C.I. IE 2.1: Percentage of individuals demonstrating an improvement in empowerment (IFAD Empowerment Index) as an additional impact indicator to measure change in women's empowerment. Disaggregation by sex*
Human and financial resources	<ul style="list-style-type: none"> ✓ Include staff with gender-specific TORs ✓ Allocate funds to deliver gender-related activities ✓ Allocate funds in the M&E budget to undertake the IFAD Empowerment survey at baseline, MTR and completion

* Items marked with an "*" are mandatory for Gender Transformative projects

How is Gender assessed at Quality-at-Entry?

19. This dimension is reviewed and assessed at all stages of the design phase (on a scale of 1 (Highly unsatisfactory) to 6 (Highly satisfactory)). To qualify as a gender-transformative and/or gender mainstreamed project at design project must meet all criteria above.

How is Gender Equality & Women's Participation assessed at implementation/completion?

20. The rating measures progress made by the project on promoting gender equality and women's empowerment (GEWE), as foreseen in its gender strategy. In particular, it measures GEWE progress against three dimensions covered by IFAD gender policy: (1) economic empowerment to enable both rural women and men to participate in and benefit from profitable economic activities; (2) both women and men have equal voice and influence in rural institutions and organizations, including decision making processes at household, community or local level; (3) More equitable balance in workloads and in the sharing of economic and social benefits between women and men. The rating also takes into account M&E system, operational measures, procedures and resources that have been put in place by the project to ensure delivery on its gender strategy and GEWE goals. This rating is mandatory to be done on an annual basis in project supervision reports (PSRs) and at the end in project completion reports (PCRs).

<i>Ratings in PSRs and PCRs</i>	<i>Gender Equality & Women's Participation</i>
<i>(6) Highly satisfactory</i>	Project makes a significant contribution to gender transformation by addressing all three gender policy objectives (economic empowerment, voice and decision making, equitable workloads) and, engaging in policy dialogue. Gender-related impacts are likely to be sustainable. Project's contribution to gender transformation is measured in its capacity to address the root causes of gender inequalities -including prevailing social norms, attitudes and behaviours, discrimination and social systems – to ensure equal access for women to productive assets and services, and to employment and market opportunities. Gender issues are addressed by project as outlined in its gender strategy and GEWE objectives, and both women's and men's situation is improving. Women account for a substantial number of beneficiaries. Procedures and adequate human/financial resources are in place to deliver on the project gender strategy. The programme's M&E and learning systems systematically and regularly collects, analyses and

<i>Ratings in PSRs and PCRs</i>	<i>Gender Equality & Women's Participation</i>
	interprets sex- and age-disaggregated performance and impact data, including specific assessment of progress on gender equality and women's empowerment.
<i>(5) Satisfactory</i>	Project makes a significant contribution to addressing gender needs and achieving GEWE, addressing all three gender policy objectives (economic empowerment, voice and decision making, equitable workloads). The project delivers on its gender strategy and GEWE objectives. Women account for a substantial number of beneficiaries. Gender-related impacts are likely to be sustainable beyond the life of the project. Procedures and human/financial resources are appropriate. Gender considerations are being mainstreamed into implementation. The programme's M&E and learning systems collects, analyses and interprets sex- and age-disaggregated performance, including specific assessment of progress on gender equality and women's empowerment.
<i>(4) Moderately satisfactory</i>	Project makes a partial contribution to addressing gender needs, and promoting GEWE, addressing two out of the three of the gender policy objectives (economic empowerment, voice and decision making, equitable workloads). The project delivers on some aspects of its gender strategy and GEWE objectives. Efforts are made to facilitate the participation of women and they account for a significant number of beneficiaries. Gender-related impacts are likely to be sustainable. Operational measures and procedures are somehow adequate, including monitoring systems, as is human/financial resource allocations.
<i>(3) Moderately unsatisfactory</i>	Some limited measures are taken to strengthen gender focus and some efforts are being made to facilitate the participation of women. The project fails to deliver on most of its gender strategy and GEWE objectives. Operational measures and procedures are not adequate, and human/financial resource allocations are insufficient.
<i>(2) Unsatisfactory</i>	Focus on gender issues is vague and erratic. The project fails to deliver on its gender strategy and GEWE objectives. The project does little to improve, there is little impact on gender equality and women's empowerment. Operational measures and procedures are inadequate, as are human/financial resource allocations.
<i>(1) Highly unsatisfactory.</i>	There are no attempts to address gender concerns or mainstream gender into project activities.

Gender sensitivity of loan components at design stage in value terms

21. Gender sensitivity is assessed on the portfolio of IFAD loans and grants with gender-specific objectives, supported by clear budget allocations. It is measured on a 6-point scale. Considerations are as follows:

<i>Ratings based on budget allocations</i>	<i>Gender sensitivity of loan components at design stage in value terms</i>
<i>(6) Highly satisfactory</i>	The component design seeks to challenge and transform unequal power gender relations, promote shared control of resources and decision making, create more gender-equitable relationships and build equitable social norms and structures.
<i>(5) Satisfactory</i>	A commitment to gender equality is fully integrated with the component and is reflected in the allocation of human and financial resources, in component activities as well as operational measures and procedures.
<i>(4) Moderately satisfactory</i>	Gender considerations are mainstreamed in some aspects of the component, including operational and procedural measures, with limited allocation of resources and definition of targets.
<i>(3) Gender aware or moderately unsatisfactory</i>	The component is designed to contribute in a limited manner – little attention to operational aspects, sex disaggregated targets and resource allocations..
<i>(2) Gender blind or unsatisfactory</i>	Focus on gender issues is vague and erratic and appears in isolated items, with no specific resource allocation.
<i>(1) Gender blind or highly unsatisfactory.</i>	There is no attempts to identify and address gender concerns or mainstream gender into project design.

Nutrition

22. A **nutrition-sensitive** project addresses the underlying causes of malnutrition related to inadequate household food security, maternal and child care and environmental health. It has explicit nutrition objectives, activities (such as

empowerment of women; production diversification; production of nutrient-dense crops; improvements in processing, storage and preservation; and nutrition education) and indicators to monitor and measure results achievement.

23. A nutrition-sensitive project is one that meets the following criteria:

Criteria	Description for Nutrition-Sensitive
Situation Analysis	<ul style="list-style-type: none"> ✓ Describe national policies, strategies and actors addressing nutrition ✓ Identify the main nutrition problems and underlying causes of malnutrition by affected group (e.g. by sex, youth, indigenous peoples) in the project area ✓ Identify nutritionally vulnerable beneficiaries by group (e.g. by sex, youth, (if relevant) indigenous peoples)
Theory of change	<ul style="list-style-type: none"> ✓ Identify nutrition pathways (e.g. nutritious food production; income generating activities; nutrition education; WASH; engagement in multi-sectoral platforms) ✓ Present the causal linkage between problems identified, desired outcomes and expected nutrition impacts
Logframe indicators	<ul style="list-style-type: none"> ✓ Disaggregate Outreach indicator (C.I.1) by sex, youth and (if relevant) indigenous peoples. ✓ Specify Households provided with targeted support to improve their nutrition (C.I.1.1.8 on Output). Disaggregate by households, household members, sex, youth, and (if relevant) indigenous peoples ✓ Include one of these outcome level nutrition indicators: <ol style="list-style-type: none"> 1. Core outcome indicator C.I. 1.2.8: Percentage of women reporting minimum dietary diversity (MDDW)²⁵; Disaggregation by women, households and household members <li style="text-align: center;">OR 2. Core outcome indicator C.I. 1.2.9: Percentage of households with improved nutrition Knowledge Attitudes and Practices (KAP); Disaggregation by households and household members
Human and financial resources	<ul style="list-style-type: none"> ✓ Include staff with nutrition-specific TORs OR a suitable implementation partner is on board ✓ Allocate funds to deliver nutrition-related activities

How is Nutrition assessed at Quality-at-Entry?

24. This review dimension applies only for projects to be categorized as nutrition-sensitive, assessing the quality of the project's nutrition-sensitive interventions (on a scale of 1 (Highly unsatisfactory) to 6 (Highly satisfactory)). To qualify as a nutrition-sensitive project at design all criteria above must be met.

How is Nutrition assessed at implementation/completion?

25. Assess the progress and quality of implementation of a project's nutrition-sensitive interventions; report on drivers of satisfactory and unsatisfactory performance (e.g. human and financial capacity, policy, institutional support and partnerships with other actors and agencies); assess the measures in place to enhance implementation capacity (e.g. nutrition focal point/nutrition expert, synergy with relevant partners); assess progress against the AWPB the extent to which the project is reaching the intended target groups and contributing to achieving intended nutrition-related outcomes. Consistent with the corporate mainstreaming priority, the Performance ratings will be applied to all nutrition-sensitive projects; and projects that, despite not meeting the criteria to be classified as nutrition-sensitive, request support on nutrition or refer to nutrition in at least one of these elements: a) objectives, b) indicators or c) activities. If project is nutrition-sensitive, the rating is mandatory on an annual basis. The rating is mandatory for all projects at MTR and at completion.

<i>Ratings in PSRs and PCRs</i>	<i>Nutrition</i>
<i>(6) Highly satisfactory</i>	Nutrition-sensitive interventions are well-implemented and exceed planned activities, following a well-articulated operational plan, with adequate use of resources (both human and financial) and adequate reporting.
<i>(5) Satisfactory</i>	Nutrition-sensitive interventions are well-implemented in all planned activities, following a well-articulated operational plan, with adequate use of resources (both human and financial) and reporting.

²⁵ MDD-W is Minimum Dietary Diversity for Women. It assesses whether or not women 15–49 years of age have consumed at least five out of ten defined food groups the previous day or night

<i>Ratings in PSRs and PCRs</i>	<i>Nutrition</i>
<i>(4) Moderately satisfactory</i>	Nutrition-sensitive interventions are being implemented in most planned activities with some operational shortcomings, including in the use of resources and/ or reporting, but with a reasonable justification.
<i>(3) Moderately unsatisfactory</i>	Nutrition-sensitive interventions are partially being implemented without a reasonable justification or with operational shortcomings, including in the use of resources and/or reporting.
<i>(2) Unsatisfactory</i>	Nutrition-sensitive interventions are not being implemented or are irrelevant in terms of addressing the nutrition situation.
<i>(1) Highly unsatisfactory.</i>	Project intervention is at risk of resulting in negative effects on nutrition.
<i>N/R</i>	The project has no aspects related to nutrition.

Youth

26. A **youth-sensitive** project generates long term youth employment opportunities and/or entrepreneurship by addressing context-specific challenges and potentials of rural youth. This can be reached by various means, especially by providing a balanced mix of activities that support youth access to assets, skills, and services.

27. A youth-sensitive project is one that meets the following criteria:

<i>Criteria</i>	<i>Description for Youth-Sensitive</i>
Situation Analysis	<ul style="list-style-type: none"> ✓ Describe national policies, strategies and actors addressing youth ✓ Describe main youth groupings (e.g. by sex, youth, indigenous peoples). ✓ Analyse the context based challenges and opportunities for each youth grouping
Theory of change	<ul style="list-style-type: none"> ✓ Showcase pathways to youth socio/economic empowerment ✓ Include youth employment among the project objectives and activities (e.g. access to assets, skills, and services for employment opportunities)
Logframe indicators	<ul style="list-style-type: none"> ✓ Disaggregate Outreach indicator (C.I.1) by sex, youth and (if relevant) indigenous peoples ✓ [New in IFAD12] C.I. 2.2.1 Persons with new jobs/employment opportunities; Disaggregation by sex, youth and (if relevant) indigenous peoples. Ratio of youth to correspond to the share of young people targeted in CI.1.
Human and financial resources	<ul style="list-style-type: none"> ✓ Include staff with youth-specific TORs ✓ Allocate funds to deliver youth-related activities

How is Youth assessed at Quality-at-Entry?

This review dimension applies only for projects to be categorized as youth-sensitive, assessing the quality of the project's youth-sensitive interventions (on a scale of 1 (Highly unsatisfactory) to 6 (Highly satisfactory)). To qualify as a youth-sensitive project at design project must meet the criteria above.

Jobs indicator for youth sensitive projects

28. Starting in IFAD12 all youth sensitive projects going forward will need to adopt and report on **CI 2.2.1: Persons with new jobs/employment opportunities**²⁶. The ratio between total outreach and youth outreach should be consistent with the ratio between the total number of new jobs/employment opportunities and the number of new jobs/employment opportunities for young people. For instance, if 30 per cent of the project's overall outreach target is youth, then at least 30 per cent of the target for CI 2.2.1 should also be youth. This data shall be disaggregated by sex, youth and indigenous peoples (when relevant), alongside providing the total.

Indigenous Peoples

29. A project that includes Indigenous Peoples as a priority target group is located in areas home to indigenous peoples and at least 30 per cent of its intended beneficiaries belong to indigenous peoples. It enhances their livelihoods building

²⁶ This indicator substitutes the former RMF11 indicator CI 2.2.1 New Jobs created.

on their cultural heritage and identity as assets, such as by promoting self-determination (Free, Prior and Informed Consent), traditional knowledge and food systems, tenure security, resilience of indigenous peoples' ecosystems, recognition of their role as stewards of natural resources and biodiversity, inclusive income generation and market access alongside women's empowerment.²⁷

30. To count towards the IFAD12 design commitment that "at least 10 projects will target indigenous peoples as a priority group, a project must meet these criteria:

Criteria	Description for projects prioritizing Indigenous Peoples
Situation Analysis	<ul style="list-style-type: none"> ✓ Describe international standards, national policies, strategies and key indigenous peoples' organizations present at national/project level ✓ Describe the main Indigenous Peoples communities their demographic, social, cultural, and political characteristics ✓ Analyse the important livelihood constraints (including land and territories that indigenous peoples have traditionally owned or customarily used or occupied and the natural resources they manage or depend upon). Also describe opportunities to recognize indigenous peoples' cultural heritage and identity as assets.
Theory of change	<ul style="list-style-type: none"> ✓ Showcase pathways to Indigenous Peoples socio/economic empowerment that are demonstrably based on consultation(s) with Indigenous Peoples' representatives. These pathways should address the barriers that prevent full and effective participation of Indigenous Peoples, as identified by them, and provide targeted initiatives that build on their cultural identity, self-determination, traditional knowledge, traditional food systems, etc.). The approach needs to show how activities will go beyond the project norm in order to engage Indigenous Peoples in an appropriate way.
Logframe indicators	<ul style="list-style-type: none"> ✓ Disaggregate Outreach indicator (C.I. 1) by sex, youth, and indigenous peoples
Human and financial resources	<ul style="list-style-type: none"> ✓ Include staff with indigenous peoples-specific TORs ✓ Allocate funds to deliver targeted indigenous-peoples related activities, including for Free, Prior and Informed Consent, in line with IFAD's How to do note

Disability inclusion

31. A project that includes Persons with Disabilities as a priority target group aims to advance the social, economic, and/or political inclusion of persons with disabilities in rural areas. This is done using a "twin-track approach", meaning that these projects (a) introduce broader disability inclusion mainstreaming measures alongside (b) providing targeted support to empower persons with disabilities²⁸.

32. Project prioritizing persons with disability as a priority group must meet these criteria:

Criteria	Description for projects prioritizing Persons with Disabilities
Situation Analysis	<ul style="list-style-type: none"> ✓ Describe national policies, strategies and actors addressing persons with disabilities ✓ Describe the main groupings among persons with disabilities (e.g. by sex, youth, indigenous peoples, type and severity of impairment) ✓ Analyse the context-based barriers (including attitudes and perceptions, physical, institutional and communication barriers) and opportunities for persons with disabilities
Theory of change	<ul style="list-style-type: none"> ✓ Showcase pathways to socio/economic empowerment for Persons with Disabilities (e.g. agricultural livelihood and disability-inclusive income generation, food security, voice and participation) using a twin-track approach that (a) introduces broader disability inclusion mainstreaming measures while also (b) providing targeted support to empower persons with disabilities
Logframe indicators	<ul style="list-style-type: none"> ✓ Disaggregate Outreach indicator (C.I. 1) by sex, youth, disability²⁹ and (if relevant) indigenous peoples
Human and financial resources	<ul style="list-style-type: none"> ✓ Include staff with disability inclusion-specific TORs ✓ Allocate funds to deliver disability inclusion-related activities.(including accessibility related costs)

²⁷ This is done in line with the IFAD Policy on Engagement with Indigenous Peoples and Standard 4 of SECAP 2021

²⁸ UN Disability Inclusion Strategy (UNDIS)

²⁹ To assist in collecting disability disaggregated data, The Washington Group Short Set Questions should be used. [Available here.](#)

IFAD engagement to advance the mainstreaming agenda in 2022

Type of Partner	Description
International Organizations	<p>IFAD signed a MoU with the Global Centre on Adaptation at COP27 to collaborate on climate change adaptation and resilience</p> <p>Engagement in inter-agency coordination mechanisms on gender equality and women's empowerment such as the Feminist Action for Climate Justice Action Coalition for which IFAD is a co-leader, the Rome Based Agencies Gender Network sponsored by member states, the Committee on World Food Security for which IFAD contributed to the development of the voluntary guidelines on gender equality and the empowerment of women and girls in the context of food security and nutrition, and the UN Commission on the Status of Women with organisation of side events. IFAD also collaborates on two joint initiatives with FAO, WFP and UN Women to advance gender issues in rural programs (the Programme on Gender Transformative Approaches and the Accelerating Progress Towards Rural Women's Economic Empowerment).</p> <p>Participation in global nutrition policy dialogues and events, including UN Nutrition's launch of its first strategy and preparation of a guidance for integrating nutrition into United Nations Sustainable Development Cooperation Framework (UNSDCF). It organized nutrition thematic events at the Tokyo International Conference on African Development (TICAD 8), Africa Green Revolution Forum (AGRF), and United Nations Framework Convention on Climate Change (UNFCCC) COP 27. IFAD joined the I-CAN initiative and partnered with FAO and WFP for a two-year joint initiative on Home-Grown School Feeding.</p> <p>In its efforts to increase advocacy in major policy dialogue platforms, IFAD participated in the 5th global conference on the elimination of child labour in 2022 to raise the importance on the need to ensure decent work and employment opportunities for adults and youth of working age, while preventing the use of child labour.</p> <p>At the UN Permanent Forum on Indigenous Issues (UNPFII), to showcase insights and solutions provided by indigenous knowledge to many of the global challenges and to highlight the transformative role indigenous food systems can play in rural development and food security.</p> <p>Contribution to the System Wide Action Plan in partnership with UNPFII, and collaboration with UNESCO in the areas of policy development associated to specific global outcomes of the International Decade of Indigenous Languages, such as food systems and gender equality.</p> <p>The International Disability Alliance (IDA) facilitated a consultative process in September 2022 with organization for peoples with disabilities to provide their inputs into IFAD's updated strategy.</p>
International Financial Institutions and Climate Funds	<p>The Food and Agriculture Organization of the United Nations (FAO) and the International Fund for Agricultural Development (IFAD) have been entrusted with leading the Food Systems Integrated Program of the Global Environment Facility (GEF). With an estimated budget of \$230 million, supplemented by additional co-financing, the program aims to support countries in transforming their agrifood systems towards sustainability. The program's focus is on delivering global environmental benefits, conserving biodiversity, combatting land degradation, adapting to climate change, and ensuring national food security. As implementing agencies of the GEF, FAO and IFAD will leverage their expertise and partnerships to support countries in defining their national pathways and prioritizing interventions that yield measurable benefits for the environment, climate, and people.</p> <p>The European Investment Bank (EIB) provided a EUR 500 million loan to IFAD to strengthen IFAD's urgent response to assist small-scale farmers to adapt to climate change and cope with the current global food and fuel crisis.</p> <p>In 2022, IFAD mobilised US\$157m in supplementary climate finance from the Global Environment Facility, the Green Climate Fund and the Adaptation Fund to be blended with IFAD's PoLG financing.</p>
Governments	<p>During COP27 IFAD was selected by the Government of Egypt to lead the food pillar of the "Nexus of Water, Food and Energy (NWFE)" programme, a programme that moves from a narrow sectoral approach towards promoting linkages between sectors.</p> <p>At COP27, Norway and Germany signed and established their pledges to ASAP+.</p>
Indigenous Peoples Organizations	<p>IFAD launched the 6th cycle of Indigenous Peoples Assistance Facility (IPAF) in 2022, with a focus on responses to climate change and biodiversity loss, and partnered with regional Indigenous Peoples organizations and long-standing partners like IWGIA and Slow Food.</p>

<i>Type of Partner</i>	<i>Description</i>
Youth-focused Organizations and Foundations	<p>The Youth Grassroots Approach (YGA) led to the formation of four Rural Youth Alliances³⁰, engaging over 45 organizations. It contributed to legitimizing rural youth as a serious constituency and informing operational processes at all levels, including investments made by both IFAD and government, as well as regional and global actors³¹. The YGA has attracted significant attention, and the GEF have expressed interest in learning from the approach taken.</p>
Rio Conventions	<p>In the last two sessions of the UNFCCC COP26 and COP27, IFAD organised a pavilion to strengthen global recognition of the fundamental need to build small-scale producers' climate resilience in order to achieve SDGs 1 and 2. IFAD had a strong presence at UNCCD COP15 organizing two side events: one on models to de-risk private funding into rural MSMEs and the other on the Great Green Wall initiative. In collaboration with GEF, IFAD provided inputs and support to the Abidjan Legacy Program - a five-year, \$2.5 billion multi-partner initiative which aims to ensure the environmental sustainability of food value chains to deal with desertification and its consequences. IFAD also participated in the UNCBD COP15 and joined the UN Decade for Ecosystem Restoration, and is actively contributing to the design, through its role as Global Environment Facility agency, of the Global Biodiversity Framework Fund.</p> <p>IFAD made substantial contributions to the development of the Guidebook of Just Financing, a prominent publication of the COP27 Presidency. Specifically, IFAD took the lead in drafting Chapter 2, which focuses on establishing an Enabling Environment for Climate Investment. Additionally, IFAD proposed an innovative financing instrument called resilience credit, which is reflected in Chapter 4 of the guidebook. Furthermore, IFAD provided valuable case studies, such as the Inclusive Green Financing Initiative (IGREENFIN), to illustrate its blended financing approach in reaching the most vulnerable populations.</p> <p>IFAD participated in the Koronivia UNFCC negotiations on agriculture and food security presenting its experience during the intersessional workshop on strategies and modalities to scale up implementation.</p>
Private Sector and Foundations	<p>IFAD co-leads the Decent Work and Living Income and Wages coalition with ILO and CARE to promote decent employment opportunities for young people in agriculture, informing IFAD's COSOP's and loan projects.</p> <p>IFAD's agribusiness hubs initiative partnered with Germany's BMZ and Visa Foundation to create job opportunities for rural youth in Africa. Private sector partnerships are established within the hubs for job placements under the wage employment pathway, while agreements with private incubation centers are made to develop specialized skills for young people to respond to the agribusiness sector's goods and services.</p> <p>IFAD partnered with the Bill and Melinda Gates Foundation to implement the Gender Transformative Mechanism in the context of climate adaptation (GTM). The GTM encourages partner governments to invest in gender equality in rural areas, empowering women with information and innovations to adapt to climate change, thus tackling poverty, hunger, and climate vulnerability together in Burkina Faso, India and Ethiopia.</p> <p>IFAD's updated policy includes a provision for an IPFI Steering Committee member to join the Advisory Committee of the Private Sector Financing Programme.</p> <p>In 2023, IFAD co-hosted, alongside the Clinton Global Initiative a Round Table on Regenerative Agriculture and Nature-Based Solutions. The event built partnerships between IFAD, the private sector and NGO's.</p>

³⁰ The four countries where the YGA is currently being piloted are: [Colombia](#), Morocco, Rwanda, and Senegal

³¹ The Rural Youth Alliance in Colombia is involved in the design process of the Programme for Inclusion, Resilience and Peace (IERIS) while in Senegal in the Rural Youth Agripreneur Support Project (Agrijeunes).

Example of knowledge activities in 2022

Type of knowledge output	Thematic Area	Title / Link
Toolbox	Nutrition	Digital Toolbox on Sustainable and resilient indigenous peoples' food systems for nutrition
Report	Crosscutting	ASAP Technical Series: Gender and Climate Change
Report	Climate	Climate Action Report 2021
Learning Note	Climate finance	IFAD Strategy and Knowledge Department Learning Note 1: How should we design for GCF?
Report	Indigenous Peoples	The Free, Prior and Informed Consent Advantage Action for empowerment in Latin America
Report	Crosscutting	Food system interventions with climate change and nutrition co-benefits: A literature review
Guidance tool	ICT4D	Mapping Rural Development: How to use GIS to monitor and evaluate projects (ifad.org)
Guidance tool	Environment	Formulating a Climate Resilience Community Village Plan
Guidance tool	Gender	Guide to formulating gendered social norms indicators in the context of food security and nutrition
Lessons	Agroecology	Agroecology: a holistic path towards sustainable food systems
Guidance tool	Gender	How to do note: Integrating the Gender Action Learning System (GALS) in IFAD operations
Learning note	Environment	Enhancing Engagement of Private Sector and Local Communities on Peatland Management: Innovative Policies and Monitoring System in Indonesia
Report	Climate	Catalogue of Geospatial Tools and Applications for Climate Investments
Guidance tool	Gender	Behavioural sciences for the design and implementation of IFAD gender transformative programmes
Systematic review	Gender	Effectiveness of Life Skills Training Interventions for the Empowerment of Women in Developing Countries: A Systematic Review
Guidance tool	M&E	How to do Note: Designing for and monitoring resilience for vulnerable rural households
Guidance tool	Water harvesting	Water harvesting systems for smallholder producers, tips for selection and design
Guidance tool	Sustainable land management	Supporting Extension Services to Scale Up Sustainable Land Management: The potential of WOCAT's tools and methods
Guidance tool	Irrigation	Development of Irrigation Infrastructure: Technical Note
Guidance tool	Irrigation	Handbook for Scaling Irrigation Systems
Guidance tool	Insurance	Engaging smallholder farmer communities to develop index-based insurance
E-learning	Crosscutting	Online Operations Academy Module: Mainstreaming
E-learning	SECAP	Online Operations Academy Module: SECAP
E-learning	Disability Inclusion	Online Operations Academy module: Disability Inclusion in IFAD's Operations
E-learning	Nutrition	OPAC Module: Nutrition [online soon]
E-learning	Climate finance	OPAC Module: Climate Finance [online soon]
Community Practice	of Biodiversity	Biodiversity CoP and Knowledge Platform
Community Practice	of Gender	Gender network
Community Practice	of Nutrition	https://www.unnutrition.org/
Community Practice	of Nutrition	UN platform on Non Communicable diseases
Community Practice	of NRM, environment	UN Environmental Management Group https://unemg.org/
Community Practice	of Geospatial	GeoGroup