

Cote du document: EB 2020/130/INF.4  
Date: 4 août 2020  
Distribution: Publique  
Original: Anglais

**F**



Investir dans les populations rurales

## **Vue d'ensemble des fonds supplémentaires reçus, engagés et utilisés en 2019**

### **Note à l'intention des représentants au Conseil d'administration**

#### Responsables:

#### Questions techniques:

**Ronald Thomas Hartman**

Directeur

Division de l'engagement, des partenariats et de  
la mobilisation des ressources à l'échelle mondiale  
téléphone: +39 06 5459 2610  
courriel: r.hartman@ifad.org

**Leon Williams**

Responsable principal des partenariats,  
Reconstitution des ressources  
téléphone: +39 06 5459 2809  
courriel: l.williams@ifad.org

#### Transmission des documents:

**Deirdre Mc Grenra**

Cheffe

Gouvernance institutionnelle et  
relations avec les États membres  
téléphone: +39 06 5459 2374  
courriel: gb@ifad.org

Conseil d'administration — Cent trentième session  
Rome, 8-11 septembre 2020

---

Pour: **Information**

## **Table des matières**

|             |  |          |
|-------------|--|----------|
| <b>I.</b>   | <b>Introduction</b>  | <b>2</b> |
| <b>II.</b>  | <b>Vue d'ensemble du portefeuille de fonds supplémentaires du FIDA en 2019</b> | <b>2</b> |
| <b>III.</b> | <b>Conclusions</b>   | <b>8</b> |

### **Appendice**

2019 supplementary fund portfolio

## I. Introduction

1. Les fonds supplémentaires sont des dons reçus et administrés par le FIDA, et destinés à ses États membres en développement, selon des conditions mutuellement arrêtées par le Fonds et le ou les donateur(s). À la différence des ressources mentionnées à l'article 4 de l'Accord portant création du FIDA, ces fonds n'appartiennent pas au FIDA et ne sont pas "versés sans restriction quant à leur utilisation". En outre, ils sont affectés en dehors du système d'allocation fondé sur la performance et du système d'allocation des dons.
2. Les fonds supplémentaires sont des ressources fournies par des États membres, des États non membres et d'autres sources, telles que des organismes ou fonds internationaux, des fondations ou des entités du secteur privé, à des fins de cofinancement de projets, d'assistance technique, d'activités thématiques et de parrainage des participants au programme des administrateurs auxiliaires du FIDA. En outre, le FIDA administre des fonds supplémentaires pour le compte de la Coalition internationale pour l'accès à la terre.
3. Les fonds supplémentaires jouent un rôle important dans le modèle d'activité du FIDA. En contribuant, sous forme de dons, au cofinancement des projets appuyés par le FIDA, ils permettent d'assouplir les conditions du montage financier pour les États emprunteurs et de tester des activités novatrices. En outre, les fonds comprennent des allocations visant à couvrir les frais directs et indirects du FIDA (conception, supervision et appui à la mise en œuvre). Les fonds supplémentaires thématiques lui permettent de mener des activités qui ne peuvent pas être financées par le budget administratif. Ils constituent une source majeure de financement, en ce qu'ils contribuent aux travaux menés par le FIDA à l'appui des organisations paysannes, de la recherche agricole et des envois de fonds, ainsi qu'à la réalisation des objectifs transversaux liés à la nutrition, aux changements climatiques, à l'égalité des genres et aux jeunes.
4. La présente note d'information vise à communiquer au Conseil d'administration des données actualisées sur le portefeuille de fonds supplémentaires au 31 décembre 2019. Elle présente un aperçu de l'ensemble des fonds supplémentaires gérés par le FIDA, des nouveaux fonds mobilisés pendant l'année, des bailleurs et des initiatives et activités auxquelles ces fonds ont été alloués. Des informations sont également communiquées, dans une partie distincte, au sujet du programme des administrateurs auxiliaires, bien que celui-ci ne soit pas inclus dans l'ensemble des évaluations et calculs.

## II. Vue d'ensemble du portefeuille de fonds supplémentaires du FIDA en 2019

5. **État du portefeuille.** Au 31 décembre 2019, le portefeuille d'initiatives en cours financées par des fonds supplémentaires<sup>1</sup> du FIDA était régi par 117 accords signés avec 21 États membres et leurs institutions, 11 organisations internationales et quatre fondations, pour un montant total de 790,4 millions d'USD. Un quart de ce portefeuille concerne des accords touchant à leur fin. Parallèlement, en 2019, le portefeuille s'est enrichi de nouvelles contributions, d'un montant total de 150,5 millions d'USD, et le FIDA négocie actuellement une réserve de contributions d'environ 130 millions d'USD.
6. On trouvera, dans les tableaux 1 et 2 de l'appendice, des renseignements détaillés sur les donateurs et une liste de tous les accords.

---

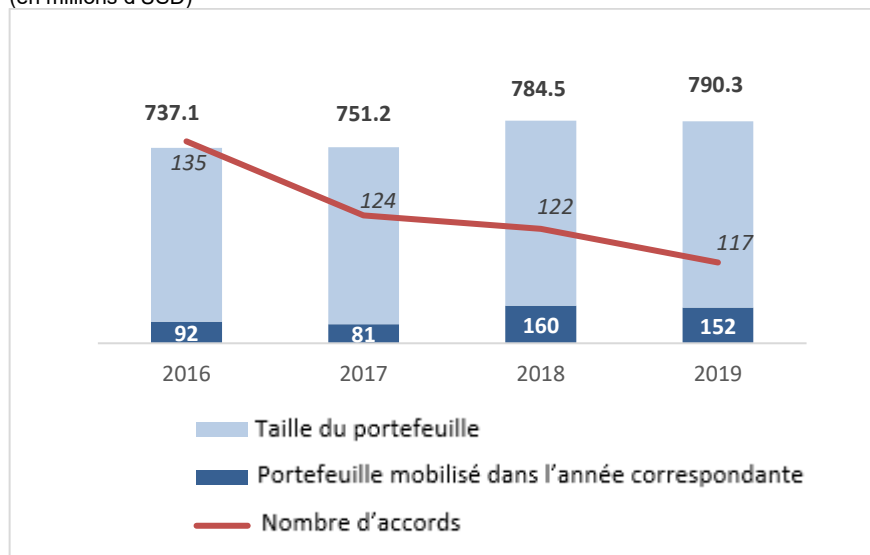
<sup>1</sup> Les taux de change au 31 décembre 2019 ont été utilisés pour estimer la valeur en USD de l'ensemble du portefeuille à cette date, c'est-à-dire tous les accords en cours en 2019 (de la signature à la mise en œuvre). Les accords achevés n'ont pas été inclus; seuls ceux dont l'achèvement était prévu pour 2019 l'ont été.

7. La figure 1 donne un aperçu de l'évolution du portefeuille entre 2016 et 2019, notamment de la taille du portefeuille, du nombre d'accords et des fonds mobilisés chaque année. Comme on peut le constater, la taille du portefeuille a légèrement augmenté en 2019 par rapport aux années précédentes, tandis que le nombre d'accords a diminué, ce qui se traduit par une augmentation du montant moyen des contributions<sup>2</sup> gérées. La baisse du nombre d'accords tient en partie à une gestion plus prévoyante du portefeuille et à l'amélioration des systèmes, ce qui a permis la mise en œuvre et la clôture, en temps voulu, des accords relatifs à des fonds supplémentaires.
8. En outre, 2018 et 2019 peuvent être considérées comme des années atypiques sur le plan de la mobilisation des fonds supplémentaires, puisque les montants mobilisés ont été supérieurs d'environ 80% à ceux des deux années précédentes.

Figure 1

**Taille du portefeuille de 2016 à 2019**

(en millions d'USD)



9. **Fonds mobilisés en 2019.** En 2019, le FIDA a signé 31 nouveaux accords relatifs à des contributions de fonds supplémentaires et sept accords portant sur des compléments avec 19 donateurs pour un total de 150,5 millions d'USD. On trouvera des précisions sur les accords signés, notamment sur les donateurs, les programmes financés et le montant des contributions, au tableau 3 de l'appendice.
10. Les fonds destinés au cofinancement de projets d'investissement du FIDA ont été mobilisés auprès du fonds fiduciaire régional de l'Union européenne en réponse à la crise syrienne, de l'Italie, au titre des opérations du Mécanisme pour les réfugiés, les migrants et les déplacés forcés, en faveur de la stabilité rurale (FARMS) en Jordanie, au Liban et en Somalie, et du Danemark, au titre d'activités visant à faire progresser durablement les revenus, la sécurité alimentaire et la nutrition des petits producteurs du Bangladesh.
11. Les donateurs suivants ont fourni des financements thématiques en 2019: i) Union européenne (UE) (à l'appui de la recherche en agronomie en Afrique et d'un projet au Mali au titre du Mécanisme de financement pour l'envoi de fonds); ii) Allemagne et Norvège (en faveur des objectifs transversaux liés aux jeunes et à la nutrition, respectivement); iii) Suède (à l'appui des travaux du FIDA sur l'assurance agricole); iv) France et Italie (deuxième phase de la Plateforme pour la gestion des risques agricoles); v) Suisse (Fonds d'investissement pour l'entrepreneuriat agricole).

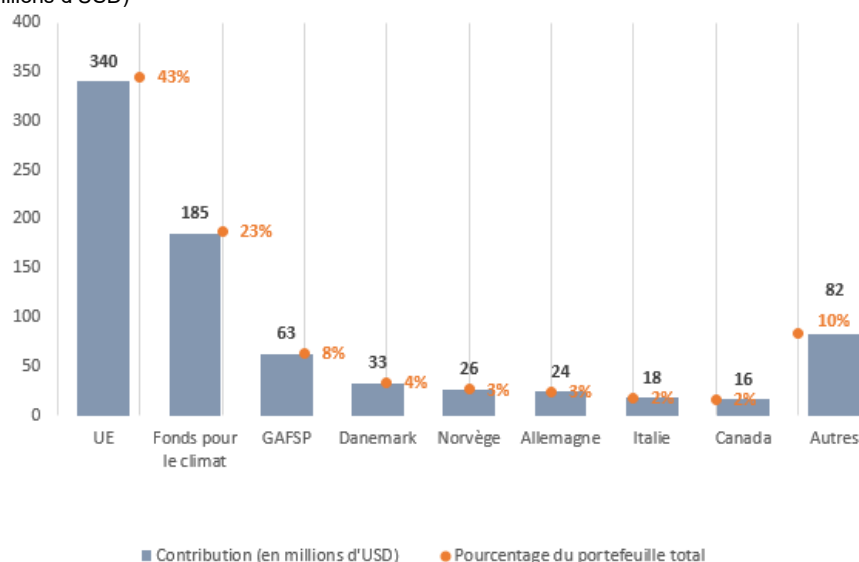
<sup>2</sup> En 2019, le montant moyen des contributions s'est élevé à 6,7 millions d'USD, contre 5,4 millions en 2016.

12. En outre, de nouveaux accords relatifs à des fonds supplémentaires ont été signés avec l'Union européenne et une contribution complémentaire a été reçue de l'Irlande au nom de la Coalition internationale pour l'accès à la terre.
13. L'UE a été le principal bailleur de fonds supplémentaires en 2019: sa contribution s'est élevée à un montant équivalent à 90,8 millions d'USD, soit 60% du montant total mobilisé au cours de l'année. De nouveaux donateurs – l'Australie et l'Islande – ont montré leur soutien en faveur des travaux du Fonds en finançant les activités de conception de projets d'investissement dans la sous-région du Pacifique, projets qui seront soumis au Programme mondial sur l'agriculture et la sécurité alimentaire (GAFSP) pour financement, ainsi qu'un cours de formation à l'économie bleue destiné au personnel des projets.
14. Outre les fonds précités mobilisés en faveur de nouveaux programmes, le FIDA a reçu en 2019 des fonds d'un montant total de 125,4 millions d'USD au titre d'accords en cours (on trouvera de plus amples informations à ce sujet dans les tableaux 4 et 5 de l'appendice).
15. **Sources et utilisation des fonds.** L'Union européenne est le principal contributeur de fonds supplémentaires, de manière générale, et a été la principale source de nouveaux fonds en 2019. Au 31 décembre 2019, le nombre d'accords en vigueur entre l'UE et le FIDA s'élevait à 22, et ces accords représentaient 43% de la valeur totale du portefeuille, soit 340 millions d'USD. La contribution des fonds mondiaux pour l'environnement et le climat (Fonds pour l'adaptation, Fonds pour l'environnement mondial, Fonds pour les pays les moins avancés et Fonds spécial pour les changements climatiques) s'est élevée à 185 millions d'USD, soit 23% de la valeur totale du portefeuille, et celle du GAFSP à 63 millions d'USD, soit 8%. Parmi les États membres, les plus gros contributeurs en 2019 ont été le Danemark (33 millions d'USD), la Norvège (26 millions d'USD), l'Allemagne (24 millions d'USD), l'Italie (18 millions d'USD) et le Canada (16 millions d'USD). Globalement, les organismes et fonds internationaux ont fourni 75% des fonds, et les États membres 24%. La contribution des fondations a représenté moins de 1% du total.
16. Comme indiqué dans la figure 2, les huit principaux bailleurs ont compté pour 90% des fonds supplémentaires du FIDA (soit 705 millions d'USD), les 10% restants (soit 82 millions d'USD) ayant été fournis par 25 donateurs.

Figure 2

**Principaux bailleurs de fonds supplémentaires au 31 décembre 2019**

(en millions d'USD)

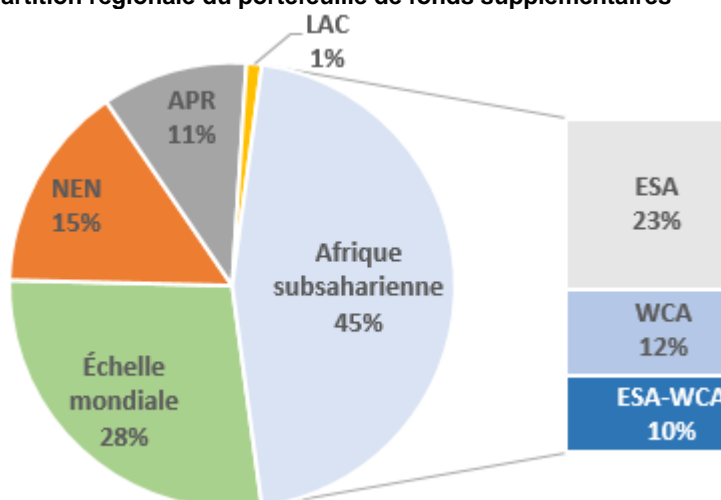


17. Les fonds supplémentaires ont été répartis comme suit: 57% ont servi à cofinancer des investissements du FIDA et 43% des initiatives mondiales ou thématiques, y

compris la recherche agronomique par l'intermédiaire du Groupe consultatif pour la recherche agricole internationale (CGIAR) et de la Coalition internationale pour l'accès à la terre, hébergée par le Fonds. Les États membres ont alloué 44% de leurs fonds supplémentaires au cofinancement de projets et les 56% restants à des thèmes tels que la gestion des risques agricoles, la nutrition, la jeunesse et les organisations paysannes. Les organismes, fonds et mécanismes internationaux apportant des fonds supplémentaires les destinent principalement au cofinancement de projets (62%). L'UE a elle aussi apporté un soutien important en faveur de certaines thématiques telles que la recherche agricole, l'envoi de fonds, les organisations paysannes et le Fonds d'investissement pour l'entrepreneuriat agricole.

18. **Programme des administrateurs auxiliaires.** Les fonds supplémentaires servent également à financer le programme des administrateurs auxiliaires du FIDA. Au 31 décembre 2019, le FIDA employait 27 administrateurs auxiliaires, dont 18 au siège et neuf sur le terrain (Cameroun, Chine, Côte d'Ivoire, Éthiopie, Ghana, Kenya, Nigéria et Sénégal). Le programme a bénéficié du parrainage des pays suivants: Pays-Bas (sept administrateurs auxiliaires, dont trois ressortissants de pays en développement); Japon (quatre); Italie (trois); Allemagne (trois); Suède (trois); Suisse (trois); République de Corée (deux); Finlande (un); France (un).
19. **Répartition régionale.** La figure 3 indique la répartition régionale du portefeuille 2019 de fonds supplémentaires, qui est conforme aux priorités stratégiques du FIDA. Ainsi, 45% des fonds ont servi à financer des activités menées en Afrique subsaharienne – 23% en Afrique orientale et australe (ESA) et 12% en Afrique de l'Ouest et du Centre (WCA), et 10% ont concerné des programmes conjoints entre ces deux dernières régions.
20. Quinze pour cent ont été alloués à la région Proche-Orient, Afrique du Nord, Europe et Asie centrale (NEN); 11% à la région Asie et Pacifique (APR); seulement 1% ont servi à financer des programmes en Amérique latine et dans les Caraïbes (LAC). Les 28% restants ont concerné des activités déployées à l'échelle mondiale ou sans cible régionale spécifique, y compris la recherche agricole par le biais du CGIAR et du Fonds d'investissement pour l'entrepreneuriat agricole.

Figure 3

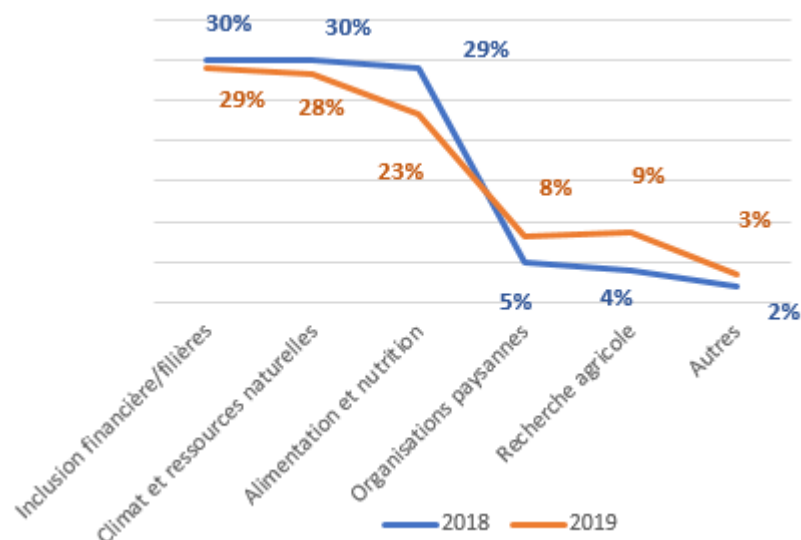
**Répartition régionale du portefeuille de fonds supplémentaires**

21. **Répartition thématique.** Comme indiqué dans la figure 4, le portefeuille de fonds supplémentaires s'est concentré sur les thématiques ci-après, présentées par ordre d'importance, en pourcentage du total (la figure présente également des données de 2018 à titre comparatif).

22. **Développement des filières, gestion des risques, services financiers et inclusion financière (29%, soit 235,1 millions d'USD).** Dans ce cadre, un appui a été apporté aux petites et moyennes entreprises (PME); aux infrastructures de marché; à la finance rurale, au Mécanisme de financement pour l'envoi de fonds, et au financement et aux investissements en faveur des petits exploitants et des PME agricoles; à la gestion des risques, par l'intermédiaire de la Plateforme pour la gestion des risques agricoles et du Fonds d'investissement pour l'entrepreneuriat agricole. Ce domaine thématique est celui qui a reçu le plus de contributions en 2018 et 2019. Les donateurs suivants y ont contribué: UE, Danemark et Italie (cofinancement des investissements du FIDA); UE, France, Luxembourg et Suisse (appui aux programmes multidonateurs énumérés).
23. **Gestion des ressources naturelles et changements climatiques (28%, soit 224 millions d'USD).** L'appui apporté dans ce cadre provient principalement des fonds pour l'environnement et le climat (Fonds pour l'adaptation, Fonds pour l'environnement mondial, Fonds pour les pays les moins avancés et Fonds spécial pour les changements climatiques), qui ont apporté un cofinancement en faveur du portefeuille d'investissements du FIDA. La Suède et la Norvège ont quant à elles contribué au financement de la deuxième phase du Programme d'adaptation de l'agriculture paysanne. Ces fonds jouent un rôle important en ce qu'ils facilitent la réalisation de l'objectif transversal du FIDA relatif au climat. Ces dix dernières années, le FIDA a obtenu de bons résultats s'agissant de mobiliser des fonds supplémentaires pour lutter contre les changements climatiques. Ainsi, en 2018, il a signé un accord-cadre d'accréditation avec le Fonds vert pour le climat, permettant à ce dernier de participer au financement de ses projets axés sur le climat. Une première proposition de cofinancement d'un programme au Belize a été approuvée à la fin de l'année 2019.

Figure 4

Répartition thématique du portefeuille de fonds supplémentaires au 31 décembre 2019



24. **Production alimentaire et agriculture axée sur la nutrition (23%, soit 185 millions d'USD).** Cette composante comprend notamment des activités d'appui à une production agricole durable et tenant compte des enjeux nutritionnels. Dans ce cadre, le GAFSP et d'autres partenaires tels que l'UE, l'Italie, la Suisse, le Fonds de l'Organisation des pays exportateurs de pétrole pour le développement international et l'Open Society Foundation ont cofinancé des projets par l'intermédiaire du mécanisme FARMS. Le Canada, la Norvège, l'Organisation des Nations Unies pour l'alimentation et l'agriculture et la Fondation Rockefeller ont apporté des contributions thématiques en faveur de l'intégration systématique des enjeux liés à la nutrition et à la réduction des pertes alimentaires.

25. **Recherche agricole pour le développement (9%, soit 67,3 millions d'USD).** Ce thème a bénéficié du soutien de l'UE, qui a versé des fonds à l'appui du CGIAR.
26. **Appui aux organisations paysannes (8%, soit 63,3 millions d'USD).** Cet appui comprend tous les fonds apportés par l'UE et la Suisse en faveur du soutien apporté par le FIDA à ces organisations, notamment dans le cadre du Forum paysan et de trois programmes complémentaires, dont deux sont en cours d'achèvement, à savoir le programme Paysans contre la pauvreté et la phase II du Programme de coopération à moyen terme avec les organisations paysannes dans la région de l'Association des nations de l'Asie du Sud-Est. Le troisième programme, intitulé Organisations paysannes dans les pays d'Afrique, des Caraïbes et du Pacifique (FO4ACP), a été signé en 2019. Deux nouveaux programmes visant à maintenir l'appui apporté dans ces deux régions et à élargir le soutien apporté à la région Amérique latine et Caraïbes font l'objet de négociations avec l'UE. L'augmentation de la part des fonds destinés à ce domaine, qui est passée de 5% en 2018 à 8% en 2019, tient au fait que de nouvelles ressources ont été mobilisées auprès de l'UE pour le programme FO4ACP.
27. **Appui à l'intégration des thématiques transversales ayant trait à l'égalité des genres et aux jeunes, et à d'autres thèmes tels que l'appui institutionnel, la coopération Sud-Sud et triangulaire et les peuples autochtones (3%, soit 26,7 millions d'USD).** Les donateurs suivants y ont contribué: UE, Allemagne, Australie, Chine, Norvège, Suède et Suisse.
28. **Gestion et administration des fonds supplémentaires.** Comme indiqué plus haut, les fonds supplémentaires jouent un rôle essentiel dans le modèle d'activité du FIDA et représentent une source importante de financement qui aide ce dernier à renforcer son impact, à innover et à étoffer sa base de connaissances. Toutefois, l'administration de fonds confiés par des donateurs nécessite des compétences spécialisées et entraîne des coûts de transaction élevés.
29. À cet égard, en 2018, le FIDA a entrepris une vaste évaluation de ses activités afin de déterminer le montant des coûts engagés pour mettre en œuvre ses programmes financés par les fonds supplémentaires de donateurs. Il a ainsi déterminé que des frais de gestion de 8%, en plus du recouvrement des coûts directs, lui suffiraient à recouvrer l'intégralité des dépenses engagées. Des frais de gestion de cet ordre ont donc été établis à l'issue de l'évaluation; le taux fixé est comparable à celui demandé par d'autres organismes des Nations Unies et institutions financières internationales. Certains instruments, tels que ceux conclus avec les fonds mondiaux ou les donateurs multilatéraux (par exemple, le Fonds vert pour le climat ou la Commission européenne), font exception à la règle. Dans leur cas, les taux de recouvrement des coûts sont négociés dans le cadre d'accords plus larges.
30. Ces deux dernières années, le FIDA a investi dans l'amélioration des dispositifs de gestion de ces fonds, et toutes les données concernant les accords relatifs aux fonds supplémentaires sont désormais intégrées dans les systèmes institutionnels. Cela s'est traduit par une hausse de l'efficacité, un renforcement de la conformité et une amélioration de l'accès aux informations et de leur communication. Toutefois, d'autres mesures vont être prises comme suite aux recommandations formulées à l'issue de l'examen du mode de fonctionnement mené en 2019.
31. Au cours de la période considérée, 14 accords antérieurement achevés ont été financièrement clos; 12 autres accords ont été achevés et leur clôture financière est en cours.
32. Le FIDA suit de près les effets de la COVID-19 sur la mise en œuvre des activités financées par des fonds supplémentaires et est en contact direct avec les donateurs concernés, afin de: i) les tenir informés des incidences de la pandémie sur telle ou



telle activité, ii) convenir de toute modification des activités prévues, y compris dans le cadre de la riposte à la COVID-19, le cas échéant.

### **III. Conclusions**

33. Les 117 accords relatifs à des fonds supplémentaires, d'un montant total de 790 millions d'USD, témoignent du rôle fondamental joué par les fonds supplémentaires pour ce qui est de financer les opérations dirigées par le FIDA. Un autre point fort de ces instruments est qu'ils permettent de mobiliser de nombreux partenaires, tels que des États membres, des organismes des Nations Unies ou d'autres organisations internationales, des fondations ou encore de grands donateurs multilatéraux comme l'UE.
34. Toutefois, il importe de veiller à ce que des dispositifs existent pour optimiser l'efficacité des initiatives financées par des fonds supplémentaires au regard des objectifs stratégiques du FIDA, et à ce que ces fonds soient gérés de manière efficace et efficiente, tout en garantissant une visibilité adéquate aux bailleurs. À cet égard, le FIDA va élaborer une stratégie de mobilisation et de gestion des fonds supplémentaires, le but étant de garantir la conformité avec ses objectifs stratégiques, de régler les problèmes de gouvernance, de maximiser la valeur ajoutée de ces fonds et de gérer le risque qu'ils fassent concurrence ou se substituent aux ressources de base

## 2019 supplementary fund portfolio

**Table 1. List of donors providing supplementary funds**

| <b>Member States</b>   |
|--|
| Australia  |
| Canada   |
| China  |
| Denmark  |
| Estonia  |
| France   |
| Germany  |
| Hungary  |
| Iceland  |
| Ireland (funds administered by ILC)                              |
| Italy  |
| Republic of Korea  |
| Luxembourg   |
| Norway   |
| Russia   |
| Saudi Arabia   |
| Spain  |
| Sweden   |
| Switzerland  |
| United Arab Emirates   |
| United States  |
| <b>International Organizations and Funds</b>                     |
| Adaptation Fund  |
| European Union   |
| Food and Agriculture Organization of the United Nations          |
| Global Agriculture and Food Security Program                     |
| Global Environment Facility                                      |
| Least Developed Country Fund                                     |
| OPEC Fund for Development (OFID)                                 |
| Special Climate Change Fund                                      |
| United Nations Office for South-South and Triangular Cooperation |
| United Nations Development Programme                             |
| World Food Programme   |
| <b>Foundations</b>   |
| Open Society Foundation  |
| Rockefeller Foundation   |
| Small Foundation   |
| The David and Lucile Packard Foundation                          |

**Table 2. Ongoing supplementary fund agreements as at 31 December 2019 (US\$ equiv.)<sup>1</sup>**

| Donor  | IFAD Multi-donor programmes   | Start Date of Agreement | End Date of Agreement | Total value - Agreement | Received as at 31/12/2019 |
|--|---|-------------------------|-----------------------|-------------------------|---------------------------|
| <b>Agribusiness Capital Fund (ABC Fund)</b>  |   |                         |                       |                         |                           |
| <p>The ABC Fund serves to invest in smallholder organizations and rural agricultural businesses to preserve existing jobs and generate new rural employment opportunities and growth. It complements IFAD's work by supporting private sector enterprises directly through the provision of investments in selected entities operating within agriculture value chains that are broadly supported by IFAD projects via public types of interventions. The ABC Fund provides loans and, in time, equity investments adapted to the needs of rural SMEs, farmers' organizations, agripreneurs and rural finance institutions. The Fund was launched as a private fund regulated under Luxembourg law on 12 February 2019.</p> <p>Luxembourg was the first supporter of this initiative, providing a contribution of EUR 5 million in December 2017. In December 2018, the European Union, made a commitment of EUR 45,750,000 in support of the Financing Instruments and the Autonomous Technical Assistance of the Instrument. In December 2019, the Swiss Development Corporation provided grant funding to IFAD in respect of the ABC Fund, which will be used by IFAD in 2020 to subscribe for approximately EUR 8.4mn of Global C-Class Shares – its first Non-Sovereign Operation.</p> <p>In the course of 2019, ABC Fund's Fund Manager, Bamboo Capital Partners, has begun with scanning and assessing investment proposals. The first loan was disbursed in December 2019, backing a cocoa cooperative in Côte d'Ivoire. Besides, the Fund Manager continued engaging with potential investors to subscribe to the ABC Fund.</p> <p>The manager of the Autonomous Technical Assistance - Agriterre Foundation - has drafted the ESG &amp; Impact Framework for the ABC Fund and participated in every due diligence mission organized by the Fund Manager in 2019.</p> |   |                         |                       |                         |                           |
| <b>European Union</b>  | Agri-business Capital Fund - Financial Instrument and Autonomous Technical Assistance | 18/12/2018              | 18/12/2033            | 51 354 381              | 25 761 378                |
| <b>Luxembourg</b>  | Agri-business Capital Fund  | 19/12/2017              | 31/01/2030            | 5 612 501               | 5 612 501                 |
| <b>Switzerland</b>   | Agri-business Capital Fund  | 13/12/2019              | 31/12/2024            | 9 603 966               | 0                         |
|  | <b>Subtotal – ABC Fund</b>  |                         |                       | <b>66 570 848</b>       | <b>31 373 879</b>         |

<sup>1</sup> Includes ongoing agreements at all stages from signature to completion in 2019.

| Donor  | IFAD Multi-donor programmes   | Start Date of Agreement | End Date of Agreement | Total value - Agreement | Received as at 31/12/2019 |
|--|---|-------------------------|-----------------------|-------------------------|---------------------------|
| <b>FACILITY FOR REFUGEES, MIGRANTS, FORCED DISPLACEMENT AND RURAL STABILITY (FARMS)</b>  |   |                         |                       |                         |                           |
| <p>In accordance with the information note presented to the 118th session of the Executive Board (document EB 2016/118/INF.6), IFAD established FARMS to address the causes and consequences of the current refugee and forced displacement crisis, which lies within IFAD's mandate, and to support efforts to bridge the humanitarian/development financing gap. The current global crises and forced displacement affect 65 million people worldwide and about 22.2 million in the Near East and North Africa Region, mainly in Iraq, the Syrian Arab Republic, Yemen, and their neighbouring countries. The crisis has created severe humanitarian and development challenges. It threatens further destabilization as host communities struggle to absorb displaced peoples. Jordan is currently host to about 1.4 million Syrians, who now comprise over 20 per cent of the total population. Of these, only 20 per cent live in the main refugee camps, several of them are located in rural areas.</p> <p>This influx of refugees, almost unprecedented in scale, puts refugees in positions of immense vulnerability and places enormous pressure on both host communities and refugees in terms of livelihoods, natural resource management and food systems. FARMS aim is to help host communities cope with the pressures of the crisis and provide refugees and internally displaced peoples with remunerative livelihoods – building skills and capacities that will serve them well on an eventual return to their homes. The Facility has three pillars: (a) Co-financing of IFAD ongoing and pipeline investment projects, (b) Regional and country-specific grants, and (c) Policy engagement, knowledge management and communication outreach. When established, FARMS aimed to have an overall envelope of US\$100 million. At the current date, the Facility has mobilised approximately US\$ 35.5 million. By the end of 2019, IFAD signed seven agreements with different Donors (in total). The total FARMS portfolio size is about USD 40 million (if IFAD grant resources are included). FARMS is currently active in Jordan, Lebanon, Niger, Sudan, Somalia and Djibouti thanks to the contribution of European Union, Italy, Norway, Open Society Foundation, OFID and SDC. Most of FARMS projects are still at early stage of implementation, also due to the context of fragility that explains the slow progress in some countries. The NORAD-financed FARMS project in Niger is the most advanced in terms of results at this stage of the programme implementation.</p> <p>This year (2020), the COVID-19 pandemic implications in Jordan have led to the repurposing of OSF grant resources to address emerging beneficiaries' needs in light of the crisis. On 30 April 2020 a request was sent to OSF to use part of IFAD and OSF grant proceeds to meet the pressing food security needs of both host communities and Syrian refugees families for the next months (till August 2020), and to shift USD 500 000 from "investment grants to refugees and host family households" towards the food packages. OSF has approved the request and the amendment will be countersigned soon.</p> |   |                         |                       |                         |                           |
| <b>European Union</b>  | Livestock Epidemio-Surveillance Project to Support Livelihoods of vulnerable rural smallholders and pastoralists  | 11/05/2018              | 11/05/2022            | 9 821 876               | 4 458 132                 |
| <b>European Union</b>  | Enhancing resilient livelihoods and food security of host communities and Syrian refugees in Jordan and Lebanon   | 01/08/2019              | 01/08/2021            | 4 389 626               | 2 139 284                 |
| <b>Italy</b>   | FARMS - Food Security promotion project for pastoralists and agro-pastoralists in Puntland  | 04/03/2019              | 04/03/2022            | 3 658 942               | 1 829 471                 |
| <b>Norway</b>  | Family Farming Development programme (PRODAF) – DIFFA Expansion in Niger  | 08/12/2017              | 31/12/2021            | 10 614 776              | 8 338 764                 |
| <b>OPEC Fund for International Development</b>   | Improving Dryland Livelihoods in Djibouti and Somalia through Productivity-Enhancing Technologies   | 22/11/2017              | 30/09/2021            | 1 000 000               | 485 086                   |
| <b>Open Society Foundation</b>   | Small-ruminant Investments and Graduating Households in Transition Project (SIGHT) Project  | 05/04/2018              | 31/01/2022            | 1 000 000               | 750 000                   |
| <b>Switzerland</b>   | Support to Small Ruminants Investments and Graduating Households in Transition (SRIGHT) in Jordan, and the Harmonised Actions for the Livestock Enhanced Production and Processing (HALEPP) in Lebanon. | 08/12/2017              | 31/12/2023            | 5 000 000               | 5 000 000                 |
|  | <b>Sub-total FARMS</b>  |                         |                       | <b>35 485 220</b>       | <b>23 000 737</b>         |

| Donor  | IFAD Multi-donor programmes   | Start Date of Agreement | End Date of Agreement | Total value - Agreement | Received as at 31/12/2019 |
|--|---|-------------------------|-----------------------|-------------------------|---------------------------|
| <b>FINANCING FACILITY FOR REMITTANCES</b>  |   |                         |                       |                         |                           |
| <p>For more than 12 years IFAD has managed the Financing Facility for Remittances (FFR), a multi-donor facility linking migration and development issues, financing innovative projects to enhance the development impact of migrant's remittances and diaspora investments in countries of origin, and supporting capacity-building, policy engagement and research in this field. From a US\$4 million facility to a US\$60 million multi-donor facility with a portfolio of more than 60 projects in over 45 countries across the developing world, the FFR is one of the few programmes that has had a systematic approach in testing and identifying scalable methodologies towards lowering the transaction cost of remittances, promoting access to financial services in remote areas through the linkage with financial services and foster migrant investment and entrepreneurship. Through the promotion of innovative investment, transfer and financially-inclusive mechanisms, projects implemented by the FFR have successfully addressed the main gaps affecting the link between remittances, diaspora investment and development. As a result, poor rural households have been enabled to advance on the road to financial independence.</p> <p>Thanks to the FFR, over the years IFAD benefitted from a consolidated recognition as global prominent actor in the field of remittances and diaspora investment, leading the global campaign of the International Day of Family Remittances (IDFR), and contributing to policy dialogue on remittances through actionable research and the organization of the Global Forums on Remittances, Investment and Development (GFRID), which brings together all the major public and private sector stakeholders involved in the remittance field. Furthermore, IFAD's FFR provides technical expertise and assistance to the works of the G20/Global Partnership in Financial Inclusion (GPII), to the Global Forum on Migration and Development (GFMD), the Financing for Development process, and the UN Migration Network. The FFR also periodically publishes global, regional, and national remittance market analyses through its Sending Money Home reports and the online platform RemitScope.</p> <p>2019 was strategic for the FFR to consolidate its achievements to date, while creating the basis for the next Strategic Framework 2020-2025, which will focus its model of intervention at country and corridor level, while continuing to apply both the laboratory of innovative ideas and the scaling up approaches. At the beginning of the year, IFAD and the EU launched the €15 million Platform for Remittances, Investment and Migrants Entrepreneurship in Africa (PRIME Africa). The programme intervenes in nine African countries and their corridors (Cape Verde, The Gambia, Ghana, Ethiopia, Kenya, Morocco, Senegal, South Africa and Uganda), addressing the development opportunities provided by remittances through innovation, partnerships and scalable products that promote cheap and fast transfers and contribute to foster local economic opportunities in countries of origin.</p> <p>During the year the FFR also managed 14 innovative projects in partnership with key organizations from the public and private sector, directly benefitting over 350,000 remittance families in 20 countries worldwide. These projects aim to drive transformative financial inclusion among rural remittance families by enabling improved access and usage of low-cost, convenient remittance solutions, linked with financial services tailored to their needs, as well as through diaspora investment mechanisms. The FFR also continued to mainstream remittances and migrant investment activities into IFAD country projects and COSOPs, such as for Cape Verde, The Gambia, Lesotho, Mexico, and Zimbabwe, which included remittances as a resource tool to be considered in their government strategies on rural development, as well as in the Agricultural Finance Strategy in Uganda. Through different mechanisms, including financial literacy, FFR projects enhanced the capacity of remittance families to save and invest, mobilising remittances into local investments and stimulates rural development.</p> <p>The FFR is continuing to receive support and additional contributions from both the donor community and IFAD, to allow to scale up the impressive results reached thus far, and to mainstream remittances, migrant investments and migration within IFAD's programme of loans and grants. While the FFR has been managed as one facility, separate contribution agreements were signed between IFAD and Spain, Luxemburg, the EU, UNCDF and the Swiss Development Agency (SDA), and require separate financial reporting. Here below the list of the current ongoing contribution agreements.</p> |   |                         |                       |                         |                           |
| <b>European Union</b>  | Maximizing the Impact of Global Remittances in Rural Areas (MIGGRA)                           | 01/12/2014              | 30/12/2020            | 6 061 501               | 5 455 348                 |
| <b>European Union</b>  | PRIME Africa - Platform for Remittances, Investments and Migrants' Entrepreneurship in Africa | 10/12/2018              | 10/12/2023            | 16 837 502              | 3 300 150                 |
| <b>European Union</b>  | Diaspora Investment in Sustainable Entrepreneurship for Rural Youth in Mali                   | 03/06/2019              | 03/06/2023            | 1 122 500               | 959 738                   |
| <b>Luxembourg</b>  | Maximising the Impact of Global Remittances in Rural Areas (MIGRRA)                           | 20/04/2015              | 31/12/2020            | 1 711 025               | 1 711 025                 |
| <b>Spain</b>   | Financing Facility for Remittances  | 15/02/2008              | 27/11/2025            | 8 463 900               | 8 463 900                 |
|  | <b>Subtotal - FFR</b>   |                         |                       | <b>34 196 428</b>       | <b>19 890 161</b>         |

| Donor   | IFAD Multi-donor programmes  | Start Date of Agreement | End Date of Agreement | Total value - Agreement | Received as at 31/12/2019 |
|---|--|-------------------------|-----------------------|-------------------------|---------------------------|
| <b>FOOD LOSS REDUCTION</b>  |  |                         |                       |                         |                           |
| <p>In 2013, the <b>Swiss Agency for Development and Cooperation (SDC)</b> through their Global Programme on Food Security (GPFS) funded a Rome-based agency (RBA) joint project "Mainstreaming food loss reduction initiatives for smallholders in food deficit areas". Phase I (2014-2017) is completed and Phase II started in July 2017 and will end in June 2020. The partnership between IFAD, FAO and WFP ensured that each agency leveraged its core competencies and strengths to maximise the outreach and impact of project activities to reduce food losses. Among the outcomes of Phase I was the establishment of the trilingual (English, French and Spanish) Community of Practice (CoP) on Food Loss Reduction (FLR) that is hosted in FAO and that has gained global interest. Other outcomes include food loss assessments along selected grain value chains in Burkina Faso, Democratic Republic of the Congo (DRC), and Uganda following the FAO case study methodology. These resulted in the identification of critical loss points along the value chains, which formed the basis for the development of national food loss policy briefs in Burkina Faso and the DRC.</p> <p>Phase II has continued to work in the same countries expanding and focussing on national policy dialogue. The development of policy frameworks on food loss reduction has been initiated in each country and are undergoing validation from the national authorities. On 7 September 2017, the Rome-based agencies jointly organized a high level event at IFAD HQ that presented the results and lessons learnt from past and ongoing RBA collaboration, and outlined the way forward for future collaboration to reduce food loss and waste. The event was attended by several members from the IFAD Executive Board and the private sector, as well as the IFAD Senior Management and technical staff from the RBAs.</p> <p>FAO-IFAD cooperation on post-harvest food loss reduction had started in 2013 when the Government of Ireland funded a US\$174,880 for the "Food loss reduction through partnerships and evidence-based interventions" project. These funds had remained unspent under another partnership agreement (see Agreement with Ireland under thematic single-donor facilities). This project provided technical support on food loss reduction to FAO and IFAD field operations by supporting national loss assessments along different grain value chains in three countries (Ethiopia, Malawi and Timor Leste). The results of the assessments were presented and discussed in regional workshops on food loss reduction, and awareness and knowledge materials were developed and published. The UNJP completed at the end of 2016.</p> <p>At the end of 2018, a one-year grant "Catalysing postharvest management for Food Systems Transformation" of US\$ 262,500 was mobilized from the Rockefeller Foundation. The objective of the grant is to leverage IFAD's investment portfolio in Kenya, Rwanda, Nigeria and Tanzania along selected value chains (mango, cassava and tomato), and to build upon the Rockefeller Yieldwise food loss initiative on postharvest loss reduction. In 2019 field visits in each targeted country took place, along with two wrap up meetings with the Foundation in Nairobi. At the end of the same year, after consultations with the Rockefeller Foundation, a one year no cost extension was approved with the objective to focus on the tomato value chain in Nigeria. A desk study is currently undergoing with field visits scheduled in Nigeria in late 2020.</p> |  |                         |                       |                         |                           |
| <b>FAO</b>  | Mainstreaming food loss reduction initiatives for smallholders in food deficit areas – Phase II. | 20/07/2017              | 31/05/2020            | 140 000                 | 140 000                   |
| <b>Rockefeller Foundation</b>   | Catalysing Post-harvest Management for Food Systems Transformation Project                       | 14/12/2018              | 30/11/2020            | 262 500                 | 262 500                   |
|   | <b>Subtotal - Food Loss Reduction</b>  |                         |                       | <b>402 500</b>          | <b>402 500</b>            |

| Donor   | IFAD Multi-donor programmes  | Start Date of Agreement | End Date of Agreement | Total value - Agreement | Received as at 31/12/2019 |
|---|--|-------------------------|-----------------------|-------------------------|---------------------------|
| <b>INTERNATIONAL LAND COALITION</b>   |  |                         |                       |                         |                           |
| <p>IFAD has received funding from European Union, Germany, Ireland and the Netherlands for the support of the International Land Coalition (ILC) Strategy 2016-2021. These funds are provided directly to ILC in line with the terms of the IFAD-ILC MoU. The ILC's goal is to "realize land governance for and with people at the country level, responding to the needs and protecting the rights of those who live on and from the land". To achieve this change, ILC members seek changes in policies, practices and agendas at country, regional and global level. In the third year of implementing its strategy, ILC moved towards becoming also a network of platforms for action, each with their own strategy, membership, governance, and facilitator.</p> <p>In 2019 ILC implemented a revised operating model to enhance impact by better supporting the transformative strategies and capacities of member-led platforms, while promoting the full participation of grassroots organisations. In total, 214 ILC members and 514 non-members participated in ILC-supported platforms, the governance of which included women (45%) and youth (12%).</p> <p>Member-led platforms (30 national and 29 thematic) are the vehicles by which ILC members are able to achieve results, contributing to changes in 18 policies in 11 countries and changing 15 practices in 12 countries, including:</p> <ul style="list-style-type: none"> <li>• in Albania, government collaborated actively with the NES platform in drafting new forest laws.</li> <li>• in Colombia, the creation of a Peasant Reserve Zone in Montes de Maria and the inclusion of 17 initiatives in the Action Plans for Regional Transformation.</li> <li>• in Senegal, a forest governance toolkit designed by NES members in collaboration with the Ministry of Environment and Sustainable Development is used to implement the Forest Code.</li> <li>• in Nepal, after seven years of advocacy, a Land Use Act was passed to regulate land governance and ensure sustainable use of natural resources.</li> </ul> <p>This year saw increased capacity for ILC to assess the real contributions of member-led platforms to people-centred land governance. An enhanced M&amp;E system included in-depth contribution analyses in selected countries (Albania and Colombia, with Malawi and Nepal ongoing). The work of platforms can also now be measured against – and guided by – common indicators developed by the ILC in consultation with members and partners. In March, ILC launched LANDex (<a href="http://www.landexglobal.org">www.landexglobal.org</a>), a global land index that puts people at the centre of land data, democratising land monitoring and building a data ecosystem where all voices can be heard. LANDex gives priority to people-centred data, giving a platform to the individuals and communities often absent in official numbers. LANDex was piloted by ILC platforms, together with National Statistics Offices, in Colombia, Nepal and Senegal.</p> <p>Also in 2019, ILC launched a global research initiative on land inequality, with the participation of an advisory group of ILC members and partners (Oxfam, IFAD, TALA, CLS, CDE, AGTER, World Inequality Lab). Conceptual papers, hotspot case studies, solution papers, and a data methodology paper will be completed in mid- 2020. The research will provide the evidence and analysis to understand the complex and inter-related linkages between land inequality and wider inequalities, equipping members working for a fairer distribution of land with the concepts and tools to do so more effectively.</p> |  |                         |                       |                         |                           |
| <b>European Union</b>   | Time for Action on People-Centred Land Governance: implementing ILC's 2016-2021 strategy | 29/02/2016              | 28/02/2019            | 5 610 562               | 5 610 562                 |
| <b>European Union</b>   | Piloting the use of participatory rangeland management (PRM) in Tanzania and Kenya       | 29/12/2017              | 29/12/2022            | 1 683 750               | 1 178 625                 |
| <b>European Union</b>   | Time for Action on People Centred Land Governance  | 29/05/2019              | 29/05/2022            | 5 669 168               | 3 285 577                 |
| <b>European Union</b>   | The Land Matrix Initiative Phase 3   | 31/12/2019              | 31/12/2021            | 1 122 500               | 0                         |
| <b>Germany</b>  | Time for Action on People-Centred Land Governance: Implementing ILC's 2016-2021 strategy | 14/11/2016              | 31/12/2019            | 1 678 138               | 1 669 655                 |
| <b>Ireland</b>  | Support to the International Land Coalition's Strategy 2016-2021                         | 06/12/2016              | 05/12/2019            | 4 490 000               | 4 490 000                 |
|   | <b>Subtotal - ILC</b>  |                         |                       | <b>20 254 118</b>       | <b>16 234 419</b>         |

| Donor   | IFAD Multi-donor programmes  | Start Date of Agreement | End Date of Agreement | Total value - Agreement | Received as at 31/12/2019 |
|---|--|-------------------------|-----------------------|-------------------------|---------------------------|
| <b>MAINSTREAMING GENDER EQUALITY</b>  |  |                         |                       |                         |                           |
| <p>Since 1995 IFAD has received US\$15million from Japan, Norway, Germany, Canada, Finland, The Netherlands and Italy under nine agreements to achieve more impact on reducing poverty and increasing household food security by: (i) building IFAD's capacity at HQs and country level reaching more rural women through gender-sensitive programme design and implementation; (ii) working in partnership with other institutions and organization; (iii) developing and testing innovative methodologies; (iv) empowering women and their organizations by creating their legal awareness. Remaining balances of Norway and Canada were used for knowledge management and capacity building activities related to household methodologies and other gender transformative approaches. On 26 November 2012 IFAD signed a 5-year joint programme with UN Women, FAO and WFP for accelerating progress towards the economic empowerment of rural women (RWEE-Joint Programme). The Joint Programme is articulated around four outcome areas: (i) Improved food security and nutrition; (ii) Increased income opportunities; (iii) Enhanced leadership and participation; and (iv) More gender responsive policy environment. The Joint Programme enhances as well the role of young women by specifically targeting them throughout its four outcome areas and its activities. The following seven countries are targeted for the implementation of the Joint Programme: Ethiopia, Guatemala, Kyrgyzstan, Liberia, Nepal, Niger and Rwanda. IFAD is implementing activities in Guatemala, Kyrgyzstan, Nepal, Niger and Rwanda, focusing on the promotion of household methodologies, calculation of the endlines with the Empowerment in Agriculture Index, and support of vulnerable women through rural-pastoral kits. The UNDP-Multipartner Trust Fund (MPTF) is the programme's administrative agent. Norway and Sweden - through the Swedish International Development Agency (SIDA) have allocated in 2019 30 million NOK (approx. USD 3.2 million) and SEK 40,000,000 (approx. USD 5,2 million) respectively</p> <p>In 2018, a contribution of EUR 836, 740 was mobilised to from EU for a four-year long RBA collaboration to support the three agencies to embed gender transformative approaches in policy dialogue, programmes, institutional culture and their working modalities.</p> <p>In 2019, this new Joint Programme on Gender Transformative Approaches started its implementation. Good progress has been made towards achieving the four Joint Programme outputs. A draft Theory of Change for GTAs in the context of food security, nutrition and sustainable agriculture has been developed for field testing. A stocktaking of GTAs has been carried out by the three RBAs and a compendium of 15 good practices in GTAs in the context of food security, nutrition and sustainable agriculture has been prepared. Progress has also been made in the identification of the potential countries for the fieldwork.</p> <p>As part of the ASAP2 programme, an AFD-funded contribution of euro 150,000 (euro 100,000 to be used in 2020) was mobilized to support the scaling up of GALS+ in Madagascar through IFAD-funded projects in the country. This methodology enables rural men and women develop livelihood strategies that address gender, climate, youth and nutrition constraints.</p> |  |                         |                       |                         |                           |
| <b>RWEE UN-JP (Norway-Sweden)</b>   | Women Rural Women Economic Empowerment Joint Programme (RWEE-JP) in Ethiopia, Guatemala, Kyrgyzstan, Liberia, Nepal, Niger and Rwanda. | 15/10/2012              | 30/06/2020            | 2 880 195               | 2 880 195                 |
| <b>European Union</b>   | Taking gender transformative approaches to scale for impact on SDG2  | 14/12/2018              | 14/12/2022            | 939 241                 | 314 279                   |
|   | <b>Subtotal – Gender</b>   |                         |                       | <b>3 819 436</b>        | <b>3 194 474</b>          |



| Donor  | IFAD Multi-donor programmes          | Start Date of Agreement | End Date of Agreement | Total value - Agreement | Received as at 31/12/2019 |
|--|--------------------------------------|-------------------------|-----------------------|-------------------------|---------------------------|
| <b>MAINSTREAMING CLIMATE ADAPTATION</b>  |                                      |                         |                       |                         |                           |
| <p>IFAD's Adaptation to Smallholder Agriculture Programme was launched in September 2012. ASAP is currently the largest adaptation programme for smallholder farmers globally with the goal to improve their climate resilience. It aims at reaching 8 million farmers by 2023 through mainstreaming climate change into IFAD's model by matching grants devoted to adaptation to climate change with regular loans in 41 countries. USD 316m have been invested and in some countries such as Mali, Bolivia and Mozambique new projects are currently designed, taking at scale ASAP supported innovations.</p> <p>ASAP has five outcomes focussing on various ways for improved climate resilience: land management, water use, human capacity to manage climate risk, infrastructure and policy dialogue on climate change.</p> <p>The second phase of the Programme (ASAP2) will cover the period from September 2017 to 31 December 2025 and will contribute to achieving IFAD's climate mainstreaming objectives and outcomes over the Strategic Framework 2016–2025 implementation period. ASAP2 technical assistance activities will sustain the design of new corporate tools for climate-informed programming, capitalization studies and leverage resources from global climate funds to address the additional costs of climate change in IFAD's agricultural programmes. The ASAP2 outcomes include climate mainstreaming in IFAD's Programme of Loans and Grants, private sector engagement, women engagement, support to the nexus between climate change and nutrition and policy engagement in the field of climate change.</p> |                                      |                         |                       |                         |                           |
| <b>France</b>  | Contribution to ASAP2 Trust Fund     | 16/12/2019              | 30/06/2023            | 334 890                 | 334 890                   |
| <b>Norway</b>  | Contribution to ASAP2 Trust Fund     | 08/12/2017              | 31/12/2025            | 9 549 958               | 9 549 958                 |
| <b>Sweden</b>  | Contribution to ASAP2 Trust Fund     | 29/11/2017              | 03/04/2029            | 5 904 064               | 5 904 064                 |
|  | <b>Funds are kept in the ASAP TF</b> |                         |                       | <b>15 788 912</b>       | <b>15 788 912</b>         |

| Donor   | IFAD Multi-donor programmes   | Start Date of Agreement | End Date of Agreement | Total value - Agreement | Received as at 31/12/2019 |
|---|---|-------------------------|-----------------------|-------------------------|---------------------------|
| <b>NUTRITION SENSITIVE AGRICULTURE</b>  |   |                         |                       |                         |                           |
| <p>Funds from Canada supported the systematic mainstreaming of nutrition into IFADs operations. IFAD has shown a steady increase in the share of COSOPs and projects that mainstream nutrition. The performance targets for operations in IFAD11 (100 percent of COSOPs and 50 percent of new projects are nutrition-sensitive) were met for COSOPs and exceeded for projects with an average of 60% during the first year of IFAD11. IFAD achieved 100% target of mainstreaming nutrition in COSOPs from 2016. This followed the inclusion of nutrition in the corporate COSOP guidelines. Similarly, the share of projects that are nutrition sensitive has risen from 3 percent in 2010 to 60 percent in 2019 which registered the highest percentage of nutrition sensitive projects at design.</p> <p>IFAD's contribution to nutrition is high on its corporate agenda and it has strengthened its engagement in global policy towards the achievement of the Sustainable Development Goal Two (SDG II) on Zero Hunger by 2030. Indeed, "improving the nutritional level of the poorest populations in developing countries" is a principal objective of the agreement establishing IFAD. Since 2016, IFAD actively contributed to the Global Nutrition Report, having made concrete commitments on nutrition during the London nutrition for growth event. IFAD engages in existing global and country governance platforms for nutrition. At global level these platforms are the United Nations Standing Committee on Nutrition (UNSCN), United Nations System Network for Scaling up Nutrition (UN Network for SUN), Renewed Efforts against Child Hunger and Undernutrition (REACH), the Committee on World Food Security (CFS).</p> <p>IFAD has consistently improved the use of knowledge and evidence on nutrition-sensitive agriculture and food systems to improve projects, COSOPs, policy influence and engagement activities by IFAD and project staff. Currently, all nutrition sensitive designs benefit from a comprehensive nutrition analysis drawing from secondary (global and country specific) as well as primary data sources to inform nutrition interventions. Various mechanisms that have ensured this success at IFAD include strengthening partnership with specialised agencies (CGIARs and the A4NH, Wageningen University, NGOs; tapping into the knowledge generated through IFAD supported research, grants and impact assessments. Other mechanisms include, documenting best practices and establishment of knowledge sharing platforms that encourage IFAD and project staff to learn from each other.</p> <p>In 2019, nutrition featured in the Operational Procedures and Guidelines for Country Strategies. New criteria for mainstreaming nutrition became mandatory for categorization of nutrition-sensitive investments (including core indicators and specific budget lines for nutrition activities). A How to do Note providing practical step by step guidance and instructions for mainstreaming nutrition into COSOPs/CSNs and projects design and implementation was produced. Results achieved up to 2019 made it possible to mobilise additional supplementary funds from NORAD for a three year programme on "Nourishing People and the Earth through inclusive and sustainable agriculture" (6 MIL USD), that will accelerate achievement of nutrition outcomes in about 10 IFAD financed ongoing projects.</p> |   |                         |                       |                         |                           |
| <b>Canada</b>   | Nutrition Sensitive Agriculture and Rural Development                                       | 28/03/2013              | 27/03/2019            | 4 951 966               | 4 951 966                 |
| <b>Norway</b>   | Technical Assistance to Sustain Inclusive and Sustainable Nutrition - sensitive Agriculture | 11/12/2019              | 31/12/2022            | 6 817 185               | 1 878 239                 |
|   | <b>Subtotal - Nutrition Sensitive Agriculture</b>   |                         |                       | <b>11 769 151</b>       | <b>6 830 205</b>          |

| Donor   | IFAD Multi-donor programmes                           | Start Date of Agreement | End Date of Agreement | Total value - Agreement | Received as at 31/12/2019 |
|---|---|-------------------------|-----------------------|-------------------------|---------------------------|
| <b>PLATFORM FOR AGRICULTURE RISK MANAGEMENT: Multi-donor facility</b>   |   |                         |                       |                         |                           |
| <p>IFAD, with the support of the <b>EU, France, and Italy</b>, and in strategic partnership with the New Partnership for Africa's Development (NEPAD) and Germany, launched the Platform for Agricultural Risk Management (PARM) in December 2013. PARM is a partnership-based initiative aiming at fostering responsible investment in rural areas and agriculture. The aim of the platform is to assess and qualify agricultural risks in partner countries, develop appropriate strategies to challenge such risks and contribute to establishing the conditions necessary for food and nutrition security. Its main role will consist of: (a) improving the area of risk agricultural management, (b) assist national stakeholders in setting up a process to develop agricultural risk management strategies, (c) developing effective tools to measure efficiency and effectiveness of risk management systems, (d) building capacity among African nations on agricultural risk management topics, (e) act as a broker between the private and public sector and between those in need of risk management expertise and those who can provide it; and, (f) strength regional cooperation on agricultural risk management.</p> <p>The year 2019 represented a transitory-yet-strategic year for PARM, as not only the Platform needed to finalize its activities under the first phase (11 June 2019), but it also focused on setting the ground to scale-up and capitalize on the lessons and knowledge gathered throughout its lifecycle in view of its second phase called PARM Horizon 2 (2019-2024). The second phase was officially launched in June 2019 for a programme of about 10 million EUR. IFAD has doubled its contribution to 600,000 EUR as recognition of the corporate interest in bringing forward the ARM agenda and integrate it into IFAD's operation to build resilience at project level. PARM will continue to bring evidence and build capacities on ARM at global and country level, but investing more resources in the design of ARM programs/projects for investments, with a more structured involvement of public-private-partnerships. As of 2019, PARM is also home of two technical initiatives focused on insurance to support IFAD's Portfolio, namely Insurance for Rural Resilience and Economic Development (INSURED) and Managing Risks for Rural Development (MRRD): promoting micro insurance innovations. Under this new arrangement, PARM has added risk transfer expertise to its package of services.</p> <p>Today, PARM is recognized as the unique global platform capable to assess agricultural risks through a holistic approach to make agricultural risk management an integral part of agriculture and food security policies and investments in developing countries. Thanks to its rigorous and innovative methodology PARM has been able to offer since 2014 a package of services and being active in eight Sub-Sahara African countries – Uganda, Cameroon, Senegal, Niger, Ethiopia, Cabo Verde, Liberia and Zambia through: i) risks assessment studies ii) participatory identification of ARM tools for investment iii) capacity development and creation of local expertise on ARM ; and iv) strengthening synergies and partnership between stakeholders to bring ARM at the core of the policies and investments in agriculture. At global level, PARM's role has been continuously recognized in the context of the annual meetings and declarations of the G20 as well as G7 Ministers. In addition, the recent agreement with the World Bank for the handover of the management of the FARM-D Community of Practice as well as a co-publishing agreement with FAO for the development of e-learning modules on ARM, further strengthen PARM's role as global knowledge broker and leading advocate on ARM.</p> |   |                         |                       |                         |                           |
| <b>European Union</b>   | Platform for Agricultural Risk Management             | 11/12/2013              | 11/06/2019            | 3 935 172               | 3 803 797                 |
| <b>France</b>   | Platform for Agricultural Risk Management             | 11/12/2013              | 11/12/2018            | 2 454 500               | 2 454 500                 |
| <b>France</b>   | Platform for Agricultural Risk Management - Horizon 2 | 16/12/2019              | 30/06/2023            | 1 571 500               | 1 571 500                 |
| <b>Italy</b>  | Platform for Agricultural Risk Management             | 11/12/2013              | n/a                   | 650 000                 | 650 000                   |
| <b>Italy</b>  | Platform for Agricultural Risk Management - Horizon 2 | 24/05/2019              | 23/05/2024            | 1 122 500               | 1 122 500                 |
|   | <b>Subtotal - PARM</b>                                |                         |                       | <b>9 733 672</b>        | <b>9 602 297</b>          |

| Donor   | IFAD Multi-donor programmes | Start Date of Agreement | End Date of Agreement | Total value - Agreement | Received as at 31/12/2019 |
|---|-----------------------------|-------------------------|-----------------------|-------------------------|---------------------------|
| <b>SUPPORT TO FARMERS' ORGANIZATIONS</b>  |                             |                         |                       |                         |                           |
| <p>The support to Farmers' Organisations (FO) is delivered by IFAD through 5 complementary programmes: i) The Support to Farmers' Organizations (FO) in Africa Programme (SFOAP), ii) Farmers' Organizations for Africa, Caribbean and Pacific (FO4ACP), iii) the Medium-Term Cooperation Programme with Farmers' Organisations in Asia and the Pacific (MTCP 2) and iv) FFP/ASEAN which together form the v) ASEAN Farmers' Organisations Support Programme (AFOSP) and Asia and Pacific Farmers Programme (APFP). Since 2009 these programmes have mobilised over USD 70 million in support of FO, mainly from the EU, Switzerland, France and IFAD.</p>  |                             |                         |                       |                         |                           |
| <p><b>SFOAP</b> Pilot Phase was established in 2009 with EUR 5 million financing from the EU and US\$1.5 million financing from IFAD. The main phase was launched in January 2013 through additional supplementary funds by the EU (EUR 15 million), France (EUR 1 million), Switzerland (EUR 2 million), and USD 2.5 million from IFAD. The programme aimed to strengthen and consolidate the institutional capacity of FOs and give them a greater say in agricultural policies and programmes. It also supports the development of FOs' economic services to facilitate the integration of smallholder farmers in value chains. It was the first programme to be initiated by the five regional FOs members of Pan African FO - PAFO (EAFF, PROPAC, ROPPA, SACAU and UMNAGRI). The programme supported 68 national farmers' organizations (NFOs) in 49 countries, their five regional networks. SFOAP had its closing date in June 2019 and the following outcomes were documented: a) FOs' gained professionalism and solid institutional capacities (almost 100% of Regional FOs and in average 84% of National FOs elaborated all key strategic documents), b) more than 40% membership increase; c) FOs' increased credibility, recognition, visibility and are systematically involved in policymaking at the national level (186 partnerships developed for a total amount of EUR 17.8 million raised : leverage of SFOAP funds by 2,14); d) SFOAP have improved the capacity of FOs to provide economic services to their members and to link to value chains for profitable business initiatives, increasing income and create job opportunities. SFOAP enabled a real change of mind-set within FOs at all levels. RFOs particularly, but also NFOs, have switched their vision from "all-advocacy" towards "integration of the economic services" to their mandates. Benefits at the farm level have been recorded in the form of improved productivity and higher incomes/revenues; 416-storage infrastructure, production or transformation infrastructure constructed/renovated; increased integration of FOs in value chains (partnerships/contracts worth over EUR 4.3 million mobilized through partnership agreements or contract sales).</p> |                             |                         |                       |                         |                           |
| <p>In addition to reaching important results, this programme has laid the foundation of strong and continuously strengthened strategic partnerships between IFAD and like-minded donors such as the European Commission (EC), Swiss Agency for Development Cooperation (SDC), Agence Française de Développement (AFD). The partnership with the EC culminated in the finalisation of the delegation agreement for the financing of the new FO4ACP programme, with a contribution of US\$ 44 million from EC.</p>  |                             |                         |                       |                         |                           |
| <p><b>Farmers' Organizations for Africa, Caribbean and Pacific Countries (FO4ACP)</b> is a capacity-building programme aimed at increasing income and improving livelihood, food, nutrition security and safety of family farming in the targeted geographical areas, through greater integration of family farms in the value chains. The programme builds on lessons learnt from the implementation of the SFOAP. The programme's primary stakeholders and beneficiaries are FOs and their smallholder members in ACP countries. The programme is implemented in 72 countries (ACP). The direct recipients are: i) in Africa, the regional FOs members of PAFO (EAFF, PROPAC, ROPPA, SACAU, UMNAGRI) and AgriCord, ii) in the Pacific regional FOs PIFON and iii) in the Caribbean, AgriCord and FAO Regional Office. In the Caribbean, the smallholders' FOs have not constituted a single and inclusive regional apex organization of the region. Therefore, a competitive call for proposals was adopted to identify the direct implementation partners for the programme.</p>   |                             |                         |                       |                         |                           |
| <p>The total cost of the FO4ACP Programme is estimated at EUR 42.7 million and includes a European Commission's contribution of EUR 40 million and co-financing by IFAD of US\$ 3 million (approximately EUR 2.7 million). The FO4ACP intervention will focus on the following priority areas:</p> <ul style="list-style-type: none"> <li>- Facilitating the integration of smallholder and FOs in value chains by strengthening the FOs capacity to effectively provide economic services to their members and improve and access to finance and de-risking instruments;</li> <li>- Supporting FOs capacity to influence policy dialogue and the governance mechanisms of the value chains at all levels;</li> <li>- Supporting the institutional development of FOs through capacity building and contributing to the financing of FOs' core costs;</li> <li>- Facilitating knowledge sharing between ACP FOs through the promotion of exchanges among peers for innovation, generation of knowledge products, replication and scaling up in the areas of production, processing and marketing.</li> </ul>  |                             |                         |                       |                         |                           |

2019 was dedicated to FO4ACP's approval and implementation of all preparatory steps to have activities rolling by the end of the year: (i) the inception phase meant to have a detailed formulation combining a methodological workshop (April 2019, Kigali) and 8 missions to all recipients, (ii) the Start-up Workshop (July 2019, Kigali) to launch the Programme with all partners. The actual implementation started in November 2019.

**MTCP 2.** The first phase of MTCP was implemented from 2009- 2012, under the management of the Food and Agriculture Organization (FAO) with a budget of USD 1.9 million. In 2013, IFAD signed the second phase with the FO consortium Asian Farmers' Association for Sustainable Rural Development (AFA) and La Via Campesina (LVC), with USD 2.0 million from IFAD and a co-financing of USD 3.0 million by the Swiss Agency for Development and Cooperation (SDC). In 2015 the EU agreed to support MTCP2 with additional EUR14.4 million, which was earmarked only for Southeast Asia. USD 6.9 million of the said amount was allocated to MTCP2, and USD 7.0 million was allocated to FFP managed by AgriCord. MTCP2 aims to strengthen the capacities of farmers organizations in Asia and the Pacific to deliver better, improved and inclusive services to their members and to engage in effective dialogues with governments, thereby making FOs more viable, responsive and accountable to their members, more respected by their partners and with greater participation in policy-making and program implementation processes of governments and IFAD country operations. Remarkable achievements have been recorded: the FOs target of 20 million farmers has been expanded reaching 43.5 million farmers belonging to 1,628 sub-national farmer' organizations (SNFOs) affiliated to 86 NFOs in 3 sub-regions. In terms of policy engagement, 86 pro-poor enabling policies and process (local and national) have been promoted for small-scale farmers. FOs have strengthened dialogue and regular engagement with sub-regional bodies (e.g. ASEAN: Roadmap Enhancing the role of agricultural Cooperatives in global value-chain ii) SAARC: 5 regional activities bringing in member states and farmer organizations to share and learn on issues related to community, seeds, agricultural cooperatives, women and youth), and international bodies (e.g. FAO, CFS and others). MTCP2 supported FOs to improve the services provided on production and marketing to members so increasing the income of farmers by: i) organizing/consolidating farmers into commodity clusters to meet market volume and standards (437 commodity clusters formed in the region, increase in the number of FOs reporting agribusiness, 598 FOs in 258 value chain); and ii) enhancing partnerships with Public and Private sector (4Ps) (93 FOs with public institutions, 77 FOs with private institutions) for a total of USD 13million raised by FOs.

FFP/AFRICA (2013-2016) and **FFP/ASEAN** (2015-2020) are initiatives of the global Farmers Fighting Poverty programme established by AgriCord, the network of agri-Agencies for development cooperation with structural links to farmers and rural members' organizations in their home countries (10 agri-agencies and 4 associated farmers' organisations). FFP/AFRICA closed in 2017.

FFP/ASEAN is implemented in 6 countries of southeast Asia, with an overall budget of EUR 7.2 million, of which EUR 6.7 million from the EU and EUR 500,000 as co-financing from the agri-agencies. The programme involves mainly FOs at local level and national value chain specialized FOs from the local to national level. One of the main pillars of Farmers Fighting Poverty is the funding of small organizations and local associations. FFP/Africa has also recorded some interesting results. The supported FOs' reported on membership increase by 33 875 farmers in 2019, of which around 13 550 women. This brings the accumulated membership increase since the start of the programme on the second half of 2015 to 195 025 farmers. In 2019, the FOs/cooperatives concluded 110 partnerships or contracts with public and/or private actors bringing the total within FFP ASEAN to 228 contracts. The FOs/cooperatives mobilized EUR 2.7 million in loans and grants for their investments and working capital needs. The additional resources mobilized by the 7 rice cooperatives in the Philippines represent the biggest part of this figure. Evidence of impacts on farmers level showed the following income improvement among the members of the 3 cooperatives supported within the FFP ASEAN since the start of the project in 2016: Rice farmers = 20% ;Vegetable Producers = 80%; Chicken Producers = 140% and Swine Producers = 65%.

|                       |   |            |            |                   |                   |
|-----------------------|---|------------|------------|-------------------|-------------------|
| <b>European Union</b> | Farmers Fighting Poverty – AFOSP/FFP-ASEAN  | 12/06/2015 | 11/12/2020 | 7 857 501         | 4 635 926         |
| <b>European Union</b> | Medium Term Cooperation Programme with Farmers' Organisations phase II and regional policy dialogue in ASEAN regions (AFOSP/MTCP-ASEAN) | 12/06/2015 | 11/12/2020 | 8 643 251         | 7 263 228         |
| <b>European Union</b> | Farmers' Organizations for Africa Caribbean and Pacific Countries   | 04/01/2019 | 01/01/2024 | 44 900 005        | 11 225 001        |
| <b>France</b>         | Support to Farmers' Organisations in Africa Programme (SFOAP) - Main phase  | 14/03/2013 | 30/06/2019 | 1 196 305         | 1 196 305         |
|                       | <b>Subtotal - Support to Farmers' Organisations</b>   |            |            | <b>62 597 062</b> | <b>24 320 460</b> |

| Donor   | IFAD Multi-donor programmes             | Start Date of Agreement | End Date of Agreement | Total value - Agreement | Received as at 31/12/2019 |
|---|---|-------------------------|-----------------------|-------------------------|---------------------------|
| <b>FARMERS' FORUM-Ongoing</b>   |   |                         |                       |                         |                           |
| <p>The Farmers' Forum (FAFO) is a bottom-up process of consultation and dialogue between small farmers' and rural producers' organizations, IFAD and governments for rural development and poverty reduction. Established in 2006 as a permanent feature of the IFAD Governing Council and operationalized through IFAD-funded investment projects and grant programmes, the Farmers' Forum is fully aligned with IFAD's strategic objectives, and is rooted in concrete partnership and collaboration at country and regional levels. Over years, the FAFO process has demonstrated its relevance and indeed changed the way IFAD and FOs are working together. Since its inception, FAFO has received supplementary funding from Italy, Switzerland, France, Finland and BMGF.</p> <p>During the 6th Global meeting of the Farmers' Forum held in Rome in February 2016, members agreed to decentralise the FAFO process and to begin holding regional level FAFOs in order to 'be closer' to the farmers and to foster greater involvement of IFAD regional divisions and country programmes. The FAFO members also decided to use the IFAD geographical structure for the regional FAFOs in order to facilitate interactions with the regional divisions. Furthermore, it was decided to organise the regional FAFOs in concomitance with the IFAD regional divisions' implementation workshops.</p> <p>The regional FAFOs have been organised between 2017 and 2019 in 4 regions (May 2017 Uganda – ESA, April 2018 Mauritania – WCA, October 2018 Indonesia - APR, May 2019 Uruguay -LAC) gathering a total of 245 FOs' leaders coming from 74 countries and 579 participants from IFAD staff, IFAD-funded projects' staff, and other partners. A lead organization in each region (AFA for APR, EAFF for ESA, COPROFAM for LAC and ROPPA for WCA) was mandated to set up a regional FAFO Steering Committee (SC) whose mission was to articulate a roadmap for the decentralized FAFO in its region. One key concrete outcome of the regional FAFOs are 55 national action plans as a contribution of FOs-IFAD projects-IFAD staff national working groups, presenting lists of activities to implement in order to further develop IFAD-FO's partnership.</p> <p>In 2019, the focus was on the preparatory works for the <b>7<sup>th</sup> edition of the Global Meeting of the Farmers' Forum</b> planned in February 2020. The 2020 Global meeting of the Farmers Forum is the first one after a 4-years period during which four regional FAFOs were organized and in conjunction with the first year of the UN Decade of Family Farming. This session comes as IFAD went through deep reforms such as the decentralization of operational staff and the creation of sub-regional Hubs to come closer to its clients. As an input for this Global Meeting, the most relevant achievement in 2019 was the elaboration of the <b>Partnership in Progress Report 2016 -2019</b>. The report assess the evolution of partnership between farmers' organizations (FOs) and IFAD at national, regional and global levels over the 2016-2019 period. It provides both quantitative and qualitative analysis of this partnership. The quantitative analysis is based on a survey submitted to IFAD Country Directors and provides key trends of the partnership in IFAD COSOP and investment projects' designs and implementation. It also provides an analysis of the grants portfolio supporting FOs and its key outcomes. For the first time, the Report takes stock of the experience of the regional FAFOs. Based on a review of several case studies, it proposes a qualitative analysis of IFAD-FOs partnership in its diverse aspects.</p> |   |                         |                       |                         |                           |
| <b>Switzerland</b>  | Farmers' Forum (FAFO) process 2018-2020 | 03/09/2018              | 31/05/2022            | 800 000                 | 400 000                   |
|   | <b>Subtotal - Farmers' Forum</b>        |                         |                       | <b>800 000</b>          | <b>400 000</b>            |

| Donor  | IFAD Multi-donor programmes  | Start Date of Agreement | End Date of Agreement | Total value - Agreement | Received as at 31/12/2019 |
|--|--|-------------------------|-----------------------|-------------------------|---------------------------|
| <b>Smallholder and Agri-SME Finance and Investment Network (SAFIN)</b>   |  |                         |                       |                         |                           |
| <p>SAFIN is an inclusive partnership of actors operating in different parts of the ecosystem for agricultural and related rural small and medium enterprise (SME) investment, with a focus on access to finance and complementary services. Partners share the recognition that smallholder farmers and other rural SMEs are key investors in inclusive and sustainable rural economies and food systems. They further share an appreciation of the many challenges and gaps in the ecosystem around such investments, and an interest in joining forces to address these. The network provides partners with a pre-competitive space to align their efforts and to scale up and multiply their positive impact, via activities and tools for shared learning, peer support, frank and open dialogue, and the identification of opportunities for coordinated action.</p> <p>The initiative to establish the SAFIN was jointly launched in 2017 by the Italian Government, Ministry of Foreign Affairs and International Cooperation, and IFAD. Italy has been a participant in the process of developing the network, particularly through the participation of Italian Agency for Development Cooperation, but also through the participation of Coopermondo/ Confcooperative and CIHEAM Bari.</p> <p>2019 was a year of much learning from experience and from dialogue for SAFIN. By December, a substantial body of experience and knowledge was in place in the areas of primary focus for SAFIN network. These are SAFIN learning agenda on the use of blended finance for agricultural investments and SAFIN signature "Investment Prospectus" (IP) process, which seeks to align partners' portfolios around a shared understanding of investment opportunities and financing needs in specific value chains or food systems. On the blended finance front, SAFIN produced a landscape report and nine case studies documenting good practice. SAFIN also organized or participated in several learning and policy dialogue events in different parts of the world. On the IP front, SAFIN completed three prospectuses, numerous in-country consultation meetings with stakeholders in agriculture and in finance, two scoping reports, and a workshop to improve the IP process. All this was done thanks to collaboration among SAFIN partners, particularly the anchors of the IP country pilots, those co-leading collaborative workstreams, and those with a mandate of knowledge sharing in agri-SME finance, such as the Secretariats of the Regional Agricultural Credit Associations (RACAs). The leadership provided by the members of the SAFIN Steering Committee, including its Chair, was essential.</p> |  |                         |                       |                         |                           |
| <b>France</b>  | Smallholder and Agri-SME Finance and Investment Network (SAFIN)                      | 16/12/2019              | 30/06/2023            | 334 890                 | 334 890                   |
| <b>Small Foundation</b>  | Organization of the Annual Plenary Meeting and workshop of the SAFIN network project | 30/09/2018              | 31/12/2020            | 300 000                 | 150 000                   |
| <b>United States</b>   | Smallholder and Agri-SME Finance and Investment Network (SAFIN)                      | 07/12/2018              | 31/12/2020            | 300 000                 | 300 000                   |
|  | <b>Subtotal - SAFIN<sup>2</sup></b>  |                         |                       | <b>934 890</b>          | <b>784 890</b>            |

<sup>2</sup> In addition to the above, there is also a US\$ 300,000 contribution from Italy to SAFIN which is indicated on page 16 below.

| Donor  | IFAD Multi-donor programmes                                       | Start Date of Agreement | End Date of Agreement | Total value - Agreement | Received as at 31/12/2019 |
|--|---|-------------------------|-----------------------|-------------------------|---------------------------|
| <b>WEATHER RISK MANAGEMENT FACILITY</b>  |   |                         |                       |                         |                           |
| <p>INSURED is a technical assistance programme that works to integrate climate risk and agricultural insurance in the IFAD portfolio. The programme is managed by IFAD through the multi-donor Platform for Agricultural Risk Management (PARM), which is based in the Sustainable Production, Markets and Institutions Division (PMI). With a focus on insurance as one tool in a holistic approach to risk management, INSURED embodies IFAD's continued commitment to building poor rural people's resilience in a risky and uncertain world. It directly builds on IFAD's insurance expertise over more than a decade, including in close and continued partnership with WFP through the Weather Risk Management Facility, which started work in 2008.</p> <p>INSURED's objective is to protect incomes and promote investments in the development of smallholder agriculture. In practice, INSURED assists governments and decision makers to define areas of climate insurance investment as part of rural development/agricultural risk management strategies; provides technical assistance for the design and implementation of climate insurance linked to IFAD's portfolio; builds the capacity of local public and private partner institutions; and shares lessons for scaling-up.</p> <p>At the end of 2019, INSURED received top-up financing from Sida to bring the total value of the programme to 5 946 390, and extend its end to 2022. This provides an opportunity to scale-up, expand to more countries, and further enhance capacity building.</p> <p>INSURED has ongoing or planned activities in 9 core countries: Bangladesh, Burkina Faso, Cambodia, Ethiopia, Indonesia, the Philippines, Uganda, Viet Nam and Zambia. Technical assistance is also provided to IFAD-financed projects and related governments and other partners globally on request.</p> <p>In 2019, INSURED carried out supply and demand assessments in Cambodia, Indonesia and Uganda. Policy dialogue also took place in Cambodia and Indonesia, following a national scheme assessment in the latter. New project designs and existing IFAD-financed projects were supported to include or kick-start climate-risk insurance, and as a result additional financing was raised to advance the tool in these countries. Some new countries were supported alongside core countries for this activity, for example, Rwanda. In Uganda, work started on a feasibility assessment on insurance for implementation linked to oil seed smallholder value chains. Finally, public good information products were supported on gender and agricultural and climate-risk insurance.</p> |   |                         |                       |                         |                           |
| <b>Sweden</b>  | Insurance for Rural resilience and Economic Development Programme | 17/12/2017              | 31/12/2022            | 5 946 390               | 5 946 390                 |
|  | <b>Subtotal - WRMF</b>  |                         |                       | <b>5 946 390</b>        | <b>5 946 390</b>          |



| Donor  | IFAD Single-donor programmes  | Start Date of Agreement | End Date of Agreement | Total value - Agreement | Received as at 31/12/2019 |
|--|---|-------------------------|-----------------------|-------------------------|---------------------------|
| <b>Thematic</b>                                |   |                         |                       |                         |                           |
| <b>Abu Dhabi Fund for Development</b>          | Support track Implementation Food Security and Agricultural Development Project in the Republic of Guinea   | 30/05/2018              | 31/01/2023            | 1 094 631               | 328 389                   |
| <b>Australia</b>                               | Australia contribution to the design of GAFPS proposals in the Pacific Sub-region   | 28/11/2019              | 31/12/2020            | 137 100                 | 137 100                   |
| <b>Canada/WFP</b>                              | Strengthen the resilience of livelihoods in protected crises contexts in the Democratic Republic of Congo, Niger and Somalia using pass-through fund management | 31/01/2017              | n/a                   | 1 056 920               | 1 056 920                 |
| <b>China</b>                                   | China-IFAD South-South and Triangular Cooperation (SSTC) Facility   | 14/02/2018              | 31/12/2021            | 10 000 000              | 10 000 000                |
| <b>Estonia</b>                                 | Study of Estonian Experience in Market and Value Chains   | 13/06/2014              | n/a                   | 404 100                 | 353 588                   |
| <b>European Union</b>                          | CGIAR VII   | 26/11/2015              | 26/11/2021            | 33 675 004              | 29 645 228                |
| <b>European Union</b>                          | Support programme to Comprehensive Africa Agriculture Development Programme CAADP ex-pillar IV Organizations  | 21/06/2019              | 01/03/2024            | 33 675 004              | 8 418 757                 |
| <b>FAO</b>                                     | Development of modular training programme on Public Policy Cycle for Family Farming   | 06/11/2019              | 15/12/2020            | 646 866                 | 421 600                   |
| <b>Germany</b>                                 | Creating employment opportunities for rural youth in Africa   | 18/12/2019              | 31/12/2024            | 11 225 001              | 0                         |
| <b>Hungary</b>                                 | Technical Assistance support - Uganda   | 21/12/2017              | n/a                   | 300 000                 | 300 000                   |
| <b>Iceland</b>                                 | Contribution to blue economy training activity in Iceland from 11 to 13 November 2019   | 10/10/2019              | 31/12/2019            | 25 000                  | 25 000                    |
| <b>Italy</b>                                   | RURALFIN - Rural Finance activities in Asia and Africa.   | 09/05/2005              | 08/05/2014            | 6 104 250               | 6 104 250                 |
| <b>Korea</b>                                   | Pacific Islands Countries Project.  | 10/12/2015              | 30/06/2021            | 1 745 740               | 1 745 740                 |
| <b>Korea</b>                                   | Enhancing Agricultural Productivity and Improving Agricultural Markets in the Asia and Pacific Region through Use of ICT - Phase 2                              | 21/12/2016              | 20/12/2020            | 1 735 166               | 1 735 166                 |
| <b>The David and Lucile Packard Foundation</b> | Indigenous Peoples Assistance Facility - in the Democratic Republic of Congo (DRC) and Indonesia.   | 14/11/2018              | 14/11/2020            | 100 405                 | 100 405                   |
| <b>World Food Programme</b>                    | Support to the development of a methodology to assess the contribution of SSTC in agriculture.  | 14/03/2019              | 30/09/2019            | 10 000                  | 10 000                    |
|  | <b>Subtotal - Thematic</b>  |                         |                       | <b>101 935 187</b>      | <b>60 382 142</b>         |
| <b>Co-financing</b>                            |   |                         |                       |                         |                           |
| <b>Canada</b>                                  | Mali - Support to the project Appui au Financement Inclusif Rural au Mali (AFIRMA), as part of the Programme de Microfinance Rurale (PMR) (CA\$12,768,000)      | 22/10/2014              | 31/03/2019            | 10 417 566              | 10 417 566                |
| <b>Denmark</b>                                 | Georgia - Inclusive Growth and Employment for Young Entrepreneurs in Georgia, implemented as part of AMMAR  | 30/09/2016              | 31/12/2019            | 4 620 217               | 4 620 217                 |
| <b>Denmark</b>                                 | INCLUSIF project in Southern Mali   | 23/11/2018              | 30/06/2022            | 20 259 258              | 10 074 490                |
| <b>Denmark</b>                                 | Rural Microenterprise Transformation Project  | 11/12/2019              | 31/12/2026            | 8 217 067               | 2 959 443                 |

| Donor                             | IFAD Single-donor programmes  | Start Date of Agreement | End Date of Agreement | Total value - Agreement | Received as at 31/12/2019 |
|-----------------------------------|---|-------------------------|-----------------------|-------------------------|---------------------------|
| <b>European Union</b>             | Mozambique - Support to Accelerate Progress towards MDG 1C in Mozambique  | 28/04/2013              | 30/06/2019            | 30 866 508              | 30 562 901                |
| <b>European Union</b>             | Burundi - Support to Accelerate Progress towards MDG 1C in Burundi  | 31/05/2013              | 30/06/2019            | 20 766 252              | 18 931 895                |
| <b>European Union</b>             | Kenya - Kenya Cereal Enhancement Programme (KCEP)   | 19/12/2013              | 18/06/2021            | 30 419 753              | 20 031 015                |
| <b>European Union</b>             | Tunisia - Agropastoral Value Chains Project in the Governorate of Médenine  | 22/12/2014              | 22/04/2022            | 3 371 627               | 1 509 456                 |
| <b>European Union</b>             | Uganda - Small and Medium Agribusiness Development Fund – A Public Private Partnership                            | 30/12/2014              | 29/03/2026            | 17 398 752              | 7 480 999                 |
| <b>GAFSP</b>                      | Burundi - Platform for Food Security and Rural Development of the Imbo/Mosso (PNSADR-IM)                          | 30/07/2014              | 30/09/2020            | 32 225 000              | 32 225 000                |
| <b>GAFSP</b>                      | Lao - Strategic Support for Food Security and Nutrition Project (SSFSNP)  | 04/04/2016              | 28/04/2020            | 25 695 000              | 21 616 993                |
| <b>GAFSP</b>                      | Fess for the Missing Middle Initiative East Africa  | 22/12/2016              | n/a                   | 225 000                 | 225 000                   |
| <b>GAFSP</b>                      | GAFSP Mali - Missing Middle Initiative  | 26/11/2015              | n/a                   | 2 740 000               | 1 130 000                 |
| <b>GAFSP</b>                      | MMI Using e-granary innovative mobile platform to deliver economic services to farmers in East Africa             | 26/01/2018              | 11/07/2029            | 2 610 000               | 2 610 000                 |
| <b>Germany</b>                    | Fisheries Resources Management Programme (FREMP)  | 14/12/2017              | 31/12/2023            | 11 225 001              | 4 804 301                 |
| <b>Italy</b>                      | Support to Butana Integrated Rural Development Project  | 30/06/2015              | 30/09/2019            | 509 418                 | 509 418                   |
| <b>Italy</b>                      | Niger - Implementation of Technical Assistance to the Project of Rural Infrastructure and Market Access in Niger. | 20/12/2013              | n/a                   | 1 025 216               | 1 025 216                 |
| <b>Italy</b>                      | Guinea - Support to Rice and Horticulture Processing and Marketing in Lower Guinea Project.                       | 20/12/2013              | 31/03/2019            | 1 021 050               | 1 021 050                 |
| <b>Italy</b>                      | Somalia - Support to Agricultural Productivity in Somalia (SAPS)  | 23/12/2015              | 31/08/2019            | 3 928 750               | 3 928 750                 |
| <b>OFID</b>                       | Resilient Land and Resource Management Project (RELAP) in Palestine (West Bank)                                   | 06/07/2018              | 31/08/2024            | 1 000 000               | 250 000                   |
| <b>Russia</b>                     | Improved Nutrition for School Children Project  | 22/04/2017              | n/a                   | 1 500 000               | 1 500 000                 |
| <b>Saudi Fund for Development</b> | Pakistan - Gwadar-Lasbella Livelihoods Project, Fisheries Development Component                                   | 25/06/2014              | n/a                   | 3 304 209               | 664 209                   |
| <b>UNOSSC</b>                     | Enhanced Soya Bean Production and Processing Project, under Small holder Productivity Promotion Programme, Zambia | 30/05/2018              | 30/05/2020            | 1 664 738               | 450 000                   |
| <b>Subtotal – Co-financing</b>    |   |                         |                       | <b>235 010 382</b>      | <b>178 547 919</b>        |

| Donor  | IFAD Single-donor programmes  | Start Date of Agreement | End Date of Agreement | Total value - Agreement <sup>3</sup> | Status as at 31/12/2019 |
|--|---|-------------------------|-----------------------|--------------------------------------|-------------------------|
| <b>Cofinancing agreement - Climate and environment finance (AF, GEF, LDCF, SCCF)</b> |   |                         |                       |                                      |                         |
| <b>AF</b>  | Lebanon - Climate Smart Agriculture: Enhancing Adaptive Capacity of the Rural Communities in Lebanon - AgriCAL  | 26/06/2012              | 21/10/2020            | 7 245 000                            | Ongoing                 |
| <b>AF</b>  | Iraq - Climate Resilient Crop and Livestock Production (CRCLP) - Building Resilience of the Agriculture Sector to Climate Change in Iraq                                    | 22/03/2018              | 30/06/2025            | 9 219 870                            | Ongoing                 |
| <b>AF</b>  | Sierra Leone - Promoting Climate Resilience in the Cocoa and Rice Sectors as an Adaptation Strategy in Sierra Leone   | 08/07/2019              | 30/09/2025            | 9 140 023                            | Ongoing                 |
| <b>AF</b>  | Georgia - Dairy Modernization and Market Access: Adaptation Component (DiMMAdapt)   | 10/10/2019              | n/a                   | 0                                    | Endorsed                |
| <b>AF</b>  | Moldova - Talent Retention for Rural Transformation - Adapt (TRTP-Adapt)  | 10/10/2019              | n/a                   | 0                                    | Endorsed                |
| <b>GEF</b>   | Sudan - Integrated Carbon Sequestration Project in Sudan  | 09/06/2009              | 30/09/2019            | 3 750 000                            | Completed               |
| <b>GEF</b>   | Peru - Conservation and Sustainable Use of High-Andean Ecosystems through Compensation of Environmental Services for Rural Poverty Alleviation and Social Inclusion in Peru | 12/01/2012              | 31/12/2020            | 5 444 424                            | Ongoing                 |
| <b>GEF</b>   | Indonesia - Sustainable Management of Peatland Ecosystems in Indonesia (2014-2018)  | 01/04/2014              | 30/09/2021            | 4 866 756                            | Ongoing                 |
| <b>GEF</b>   | Armenia - Sustainable Land Management for Increased Productivity in Armenia   | 28/04/2015              | 30/09/2022            | 4 010 560                            | Ongoing                 |
| <b>GEF</b>   | Swaziland - IAP - Climate Smart Agriculture for Climate-Resilient Livelihoods (CSARL)   | 12/05/2015              | 31/03/2022            | 7 337 615                            | Ongoing                 |
| <b>GEF</b>   | Kenya - IAP - Establishment of the Upper Tana Nairobi Water Fund (UTNWF)  | 12/05/2015              | 31/12/2021            | 7 339 450                            | Ongoing                 |
| <b>GEF</b>   | Malawi - IAP - Enhancing the Resilience of Agro-Ecological Systems (ERASP)  | 12/05/2015              | 31/12/2022            | 7 339 449                            | Ongoing                 |
| <b>GEF</b>   | Tanzania - IAP - Reversing Land Degradation Trends and Increasing Food Security in Degraded Ecosystems of Semi-arid Areas of Central Tanzania                               | 12/05/2015              | 30/09/2022            | 7 339 449                            | Ongoing                 |
| <b>GEF</b>   | Food-IAP: Cross Cutting Capacity Building, Knowledge Serv & Coord prj- USA, FAO-Ita, ICRAF-Ken, UNDP-USA, UNEP-Ken  | 12/05/2015              | 31/12/2022            | 11 009 174                           | Ongoing                 |
| <b>GEF</b>   | Burkina Faso - IAP-Food: GEF-IAP Participatory Natural Resource Management and Rural Development Project in the North, Centre-North and East Regions (Neer-Tamba project)   | 12/05/2015              | 30/06/2022            | 7 339 448                            | Ongoing                 |
| <b>GEF</b>   | Senegal - IAP - Agricultural Value Chains Support Project   | 12/05/2015              | 30/09/2021            | 3 689 725                            | Ongoing                 |

<sup>3</sup> For projects still under design only the project preparation grant is shown. For projects which have been endorsed the full amount to be received by IFAD is shown.

| Donor  | IFAD Single-donor programmes  | Start Date of Agreement | End Date of Agreement | Total value - Agreement <sup>3</sup> | Status as at 31/12/2019 |
|--|---|-------------------------|-----------------------|--------------------------------------|-------------------------|
| GEF  | Niger - IAP - Family Farming Development Programme (ProDAF)   | 12/05/2015              | 31/12/2021            | 7 706 422                            | Ongoing                 |
| GEF  | Malaysia - Sustainable Management of Peatland Ecosystems in Malaysia (SMPEM)  | 04/05/2016              | n/a                   | 9 633 027                            | Ongoing                 |
| GEF  | Indonesia - Integrated Management of Peatland Landscapes (IMPLI)  | 30/10/2017              | n/a                   | 5 045 872                            | Ongoing                 |
| GEF  | Peru - GEF_Peru_FOLUR   | 16/07/2019              | n/a                   | 49 268                               | Design                  |
| GEF  | Peru -GEF_Peru_Amazon   | 16/07/2019              | n/a                   | 50 000                               | Design                  |
| GEF  | Niger - Promoting Sustainable Agricultural Production and Conservation of Key Biodiversity Species through Land Restoration and Efficient Use of Ecosystems in the Dallol Bosso and Surrounding Areas (PROSAP/COKEBIOS) | 20/11/2019              | n/a                   | 0                                    | Design                  |
| LDCF   | Mauritania - Support to the Adaptation of Vulnerable Agricultural Production Systems  | 12/03/2009              | 31/03/2019            | 3 591 939                            | Completed               |
| LDCF   | Lesotho - Adaptation of Small-scale Agriculture Production (ASAP)   | 04/11/2011              | 31/03/2021            | 4 447 340                            | Ongoing                 |
| LDCF   | Yemen – Rural Adaptation in Yemen   | 22/01/2013              | n/a                   | 10 080 000                           | Design                  |
| LDCF   | Chad - Project d'amélioration de la résilience des systems Agricoles au Tchad (PARSAT)  | 20/08/2013              | 31/03/2022            | 7 305 936                            | Ongoing                 |
| LDCF   | Sudan - Livestock and Rangeland Resilience Program  | 26/02/2014              | 31/03/2022            | 8 599 059                            | Ongoing                 |
| SCCF   | Mongolia - Project for Market and Pasture Management Development (PMPMD)  | 23/06/2008              | 31/07/2019            | 1 593 826                            | Completed               |
| SCCF   | Moldova - Climate Resilience Through Conservation Agriculture   | 21/09/2011              | 30/09/2020            | 4 370 000                            | Ongoing                 |
| SCCF   | Honduras - Competitiveness and Sustainable Rural Development Project in the South Western border corridor (PROLENCA GEF)  | 29/09/2011              | 30/06/2021            | 3 093 854                            | Ongoing                 |
| SCCF   | Georgia - Enhancing Resilience of Agricultural Sector in Georgia (ERASIG)   | 03/10/2012              | 31/07/2020            | 5 390 000                            | Ongoing                 |
| SCCF   | Morocco - Increasing Productivity and Adaptive Capacities in Mountain Areas of Morocco (IPAC-MAM)   | 10/02/2014              | 31/03/2022            | 6 573 927                            | Ongoing                 |
| SCCF   | Egypt - Integrated Management and Innovation in Rural Settlements   | 03/09/2014              | 31/03/2023            | 7 875 930                            | Ongoing                 |
| SCCF   | Cambodia - Building Adaptive Capacity through the Scaling-up of Renewable Energy Technologies in Rural Cambodia (S-RET)   | 28/04/2015              | 30/06/2021            | 4 750 000                            | Ongoing                 |
| <b>Cofinancing agreement - Climate and environment finance (AF, GEF, LDCF, SCCF)</b> |   |                         |                       |                                      |                         |
|  | <b>Subtotal - Cofinancing agreement - Climate and environment finance (AF, GEF, LDCF, SCCF)</b>   |                         |                       | <b>185 227 343</b>                   |                         |
|  | <b>TOTAL</b>  |                         |                       | <b>790 471 536</b>                   |                         |

**Table 3. Agreements Signed during 2019**

| Donor                              | Agreement  | Total value - Agreement (US\$) |
|------------------------------------|--|--------------------------------|
| <b>New Agreements</b>              |  |                                |
| Australia                          | Australia contribution to the design of GAFPS proposals in the Pacific Sub-region                                    | 137 100                        |
| Denmark                            | Rural Microenterprise Transformation Project, Bangladesh   | 8 217 067                      |
| European Commission                | ILC - The Land Matrix Initiative Phase 3   | 1 122 500                      |
| European Commission                | Enhancing resilient livelihoods and food security of host communities and Syrian refugees in Jordan and Lebanon      | 4 389 626                      |
| European Commission                | Diaspora Investment in Sustainable Entrepreneurship for Rural Youth in Mali  | 1 122 500                      |
| European Commission                | Support programme to Comprehensive Africa Agriculture Development Programme CAADP ex-pillar IV Organizations         | 33 675 004                     |
| European Commission                | ILC - Time for Action on People Centred Land Governance  | 5 669 168                      |
| European Commission                | Farmers' Organizations for Africa Caribbean and Pacific Countries  | 44 900 005                     |
| Food and Agricultural Organisation | Development of modular training programme on Public Policy Cycle for Family Farming                                  | 646 866                        |
| France                             | Platform for Agriculture Risk Management (PARM Horizon 2), Agri-SME Finance and Investment Network (SAFIN) and ASAP2 | 2 240 515                      |
| Germany                            | Creating employment opportunities for rural youth in Africa  | 11 225 001                     |
| Germany                            | JPO  | 168 120                        |
| Korea                              | JPO  | 131 442                        |
| Iceland                            | Contribution to blue economy training activity in Iceland from 11 to 13 November 2019                                | 25 000                         |
| Italy                              | Platform for Agriculture Risk Management (PARM Horizon 2)  | 1 122 500                      |
| Italy                              | FARMS - Food Security promotion project for pastoralists and agro-pastoralists in Puntland                           | 3 658 942                      |
| Italy                              | JPO  | 139 433                        |
| Japan                              | JPO  | 728 931                        |
| Korea                              | JPO  | 287 671                        |
| Norway                             | Technical Assistance to Sustain Inclusive and Sustainable Nutrition - sensitive Agriculture                          | 6 817 185                      |
| Sweden                             | JPO  | 492 273                        |
| Switzerland                        | Agri-Business Capital Fund (ABC Fund)  | 9 603 966                      |
| Switzerland                        | JPO  | 316 994                        |
| World Bank                         | Global Environment Facility – Sierra Leone and Peru  | 9 239 291                      |
| World Food Programme               | Support to the development of a methodology to assess the contribution of SSTC in agriculture                        | 10 000                         |

| <b>Donor</b>                  | <b>Agreement</b>   | <b>Total value - Agreement (US\$)</b> |
|-------------------------------|--|---------------------------------------|
|                               | <b>Subtotal</b>  | 146 087 099                           |
| <b>- Additional Financing</b> |  |                                       |
| Estonia                       | Umbrella Agreement   | 101 025                               |
| Hungary                       | Umbrella Agreement   | 100 000                               |
| Ireland                       | ILC - Time for Action on People-Centred Land Governance: Implementing ILC's 2016-2020 strategy   | 1 122 500                             |
| Sweden                        | Insurance for Rural Resilience & Economic Development (INSURED)  | 2 136 512                             |
| RWEE UN-JP (Norway-Sweden)    | Women Rural Women Economic Empowerment Joint Programme (RWEE-JP) in Ethiopia, Guatemala, Kyrgyzstan, Liberia, Nepal, Niger and Rwanda. | 957 924                               |
|                               | <b>Subtotal</b>  | <b>4 417 961</b>                      |
| <b>TOTAL</b>                  | <b>Total</b>   | <b>150 505 061</b>                    |

**Table 4. Supplementary Funds Contributions Received in 2019 – Summary by Donor**

| Donor                   | Junior Professional Officer (US\$) | Co-financing (US\$) | Thematic (Us\$)   | Total (US\$)       |
|-------------------------|------------------------------------|---------------------|-------------------|--------------------|
| Adaptation Fund Board   |                                    | 910 000             |                   |                    |
| Australia               |                                    |                     | 137 100           | 137 100            |
| Canada                  |                                    |                     | 348 120           | 348 120            |
| China                   |                                    |                     | 5 000 000         | 5 000 000          |
| Denmark                 |                                    | 8 710 390           |                   | 8 710 390          |
| Estonia                 |                                    |                     | 50 513            | 50 513             |
| European Union          |                                    | 2 004 841           | 45 720 418        | 47 725 259         |
| FAO                     |                                    |                     | 421 600           | 421 600            |
| France                  | 113 476                            |                     | 2 241 280         | 2 354 756          |
| Germany                 | 242 600                            | 2 402 150           | 423 336           | 3 068 086          |
| GEF                     |                                    | 14 937 183          |                   |                    |
| GAFSP                   |                                    | 23 927 848          |                   | 23 927 848         |
| Hungary                 |                                    |                     | 100 000           | 100 000            |
| Iceland                 |                                    |                     | 25 000            | 25 000             |
| Italy                   | 139 433                            | 1 829 471           | 1 122 500         | 3 091 404          |
| Japan                   | 637 607                            |                     |                   | 637 607            |
| Republic of Korea       | 419 113                            |                     | 417 018           | 836 131            |
| Luxembourg              |                                    |                     | 2 806 250         | 2 806 250          |
| Netherlands             | 680 037                            |                     |                   | 680 037            |
| Norway                  |                                    | 2 248 659           | 1 878 239         | 4 126 898          |
| OFID                    |                                    | 485 086             |                   | 485 086            |
| Open Society Foundation |                                    | 250 000             |                   | 250 000            |
| Rockefeller Foundation  |                                    |                     | 112 500           | 112 500            |
| Small Foundation        |                                    |                     | 150 000           | 150 000            |
| Sweden                  | 695 141                            |                     | 2 556 085         | 3 251 227          |
| Switzerland             | 346 994                            |                     |                   | 346 994            |
| UNDP                    |                                    |                     | 957 924           | 957 924            |
| WFP                     |                                    |                     | 10 000            | 10 000             |
|                         | <b>3 274 401</b>                   | <b>57 705 628</b>   | <b>64 477 884</b> | <b>125 457 913</b> |

**Table 5. Supplementary Funds Contributions Received in 2019 – Details by Donor and by Agreement**

| Donor               | Agreement  | Status at 31 Dec 2019 | Received in 2019 (US\$) |
|---------------------|--|-----------------------|-------------------------|
| Adaptation Fund     | Sierra Leone - Promoting Climate Resilience in the Cocoa and Rice Sectors as an Adaptation Strategy in Sierra Leone  | Ongoing               | 910 000                 |
| Australia           | Australia contribution to the design of GAFPS proposals in the Pacific Sub-region  | Ongoing               | 137 100                 |
| Canada/WFP          | Strengthen the Resilience of Livelihoods in Protracted Crisis Contexts in the Democratic Republic of the Congo, Niger and Somalia using Pass-through Fund management | Ongoing               | 348 120                 |
| China               | China-IFAD South-South and Triangular Cooperation (SSTC) Facility  | Ongoing               | 5 000 000               |
| Denmark             | INCLUSIF project in Southern Mali  | Ongoing               | 1 518 943               |
| Denmark             | INCLUSIF project in Southern Mali  | Ongoing               | 4 232 004               |
| Denmark             | Rural Microenterprise Transformation Project, Bangladesh   | Ongoing               | 2 959 443               |
| Estonia             | Umbrella Agreement   | Ongoing               | 50 513                  |
| European Commission | Piloting the use of participatory rangeland management (PRM) in Tanzania and Kenya   | Ongoing               | 617 375                 |
| European Commission | Diaspora Investment in Sustainable Entrepreneurship for Rural Youth in Mali  | Ongoing               | 959 738                 |
| European Commission | Taking gender transformative approaches to scale for impact on SDG2  | Ongoing               | 314 279                 |
| European Commission | Support programme to Comprehensive Africa Agriculture Development Programme CAADP ex-pillar IV Organizations   | Ongoing               | 8 418 757               |
| European Commission | Farmers' Organizations for Africa Caribbean and Pacific Countries  | Ongoing               | 11 225 001              |
| European Commission | Mozambique - Support to Accelerate Progress towards MDG 1C in Mozambique   | Ongoing               | 1 088 825               |
| European Commission | Time for Action on People-Centred Land Governance: implementing ILC's 2016-2021 strategy   | Completed             | 339 586                 |
| European Commission | Tunisia - Agropastoral Value Chains Project in the Governorate of Médenine   | Ongoing               | 916 016                 |
| European Commission | Farmers Fighting Poverty – AFOSP/FFP-ASEAN   | Ongoing               | 1 591 144               |
| European Commission | Medium Term Cooperation Programme with Farmers' Organisations phase II and regional policy dialogue in ASEAN regions (AFOSP/MTCP-ASEAN)                              | Ongoing               | 1 730 967               |
| European Commission | Maximizing the Impact of Global Remittances in Rural Areas (MIGGRA)  | Ongoing               | 667 754                 |
| European Commission | CGIAR VII  | Ongoing               | 9 878 001               |
| European Commission | CGIAR VII  | Ongoing               | 6 622 751               |
| European Commission | Technical Assistance Facility to the African Agriculture Fund  | Completed             | 69 489                  |
| European Commission | ILC - Time for Action on People Centred Land Governance  | Ongoing               | 3 285 577               |
| FAO                 | Development of modular training programme on Public Policy Cycle for Family Farming  | Ongoing               | 421 600                 |



| Donor                                   | Agreement  | Status at 31 Dec 2019 | Received in 2019 (US\$) |
|---|--|-----------------------|-------------------------|
| France                                  | Platform for Agriculture Risk Management (PARM Horizon 2), Agri-SME Finance and Investment Network (SAFIN) and ASAP2               | Ongoing               | 2 241 280               |
| GAFSP                                   | Burundi - Platform for Food Security and Rural Development of the Imbo/Mosso (PNSADR-IM)   | Ongoing               | 11 786 855              |
| GAFSP                                   | Lao - Strategic Support for Food Security and Nutrition Project (SSFSNP)   | Ongoing               | 10 000 000              |
| GAFSP                                   | Lao - Strategic Support for Food Security and Nutrition Project (SSFSNP)   | Ongoing               | 2 140 993               |
| GEF                                     | Niger - Food-IAP: Family Farming Development Programme (ProDAF)  | Ongoing               | 7 597 734               |
| GEF                                     | Malawi - Food-IAP: Enhancing the Resilience of Agro-Ecological Systems (ERASP)   | Ongoing               | 7 339 449               |
| Germany                                 | Fisheries Resources Management Programme (FREMP), Eritrea  | Ongoing               | 2 402 150               |
| Germany                                 | Time for Action on People-Centred Land Governance: Implementing ILC's 2016-2020 strategy   | Ongoing               | 423 336                 |
| Hungary                                 | Umbrella Agreement   | Ongoing               | 100 000                 |
| Iceland                                 | Contribution to blue economy training activity in Iceland from 11 to 13 November 2019  | Completed             | 25 000                  |
| Italy                                   | Platform for Agriculture Risk Management (PARM Horizon 2)  | Ongoing               | 1 122 500               |
| Italy                                   | FARMS - Food Security promotion project for pastoralists and agro-pastoralists in Puntland   | Ongoing               | 1 829 471               |
| Korea                                   | Enhancing Agricultural Productivity and Improving Agricultural Markets in the Asia and Pacific Region through Use of ICT - Phase 2 | Ongoing               | 417 018                 |
| Luxembourg                              | Agri-business Capital Fund   | Ongoing               | 2 806 250               |
| Norway                                  | Family Farming Development programme (PRODAF) – DIFFA Expansion in Niger   | Ongoing               | 2 248 659               |
| Norway                                  | Technical Assistance to Sustain Inclusive and Sustainable Nutrition - sensitive Agriculture  | Ongoing               | 1 878 239               |
| OPEC Fund for International Development | Improving Dryland Livelihoods in Djibouti and Somalia through Productivity-Enhancing Technologies                                  | Ongoing               | 235 086                 |
| OPEC Fund for International Development | Resilient Land and Resource Management Project (RELAP) in Palestine (West Bank)  | Ongoing               | 250 000                 |
| Open Society Foundation                 | Small-ruminant Investments and Graduating Households in Transition Project (SIGHT) Project   | Ongoing               | 250 000                 |
| Rockefeller Foundation                  | Catalysing Post-harvest Management for Food Systems Transformation Project   | Ongoing               | 112 500                 |
| Small Foundation                        | Agri-SME Finance and Investment Network (SAFIN)  | Ongoing               | 150 000                 |
| Sweden                                  | Insurance for Rural resilience and Economic Development Programme  | Ongoing               | 427 599                 |
| Sweden                                  | Insurance for Rural resilience and Economic Development Programme  | Ongoing               | 2 128 486               |
| UNDP                                    | UNDP – Kyrgyzstan, Niger, Rwanda, Nepal, Guatemala   | Ongoing               | 957 924                 |
| World Food Programme                    | Support to the development of a methodology to assess the contribution of SSTC in agriculture                                      | Completed             | 10 000                  |
|   | <b>JPO Programme</b>   |                       |                         |
| France                                  | JPO Programme  | Ongoing               | 113 476                 |
| Germany                                 | JPO Programme  | Ongoing               | 242 600                 |

| <b>Donor</b>    | <b>Agreement</b> | <b>Status at 31 Dec 2019</b> | <b>Received in 2019 (US\$)</b> |
|-----------------|------------------|------------------------------|--------------------------------|
| Italy           | JPO Programme    | Ongoing                      | 139 433                        |
| Japan           | JPO Programme    | Ongoing                      | 637 607                        |
| Korea           | JPO Programme    | Ongoing                      | 419 113                        |
| Sweden          | JPO Programme    | Ongoing                      | 695 141                        |
| Switzerland     | JPO Programme    | Ongoing                      | 346 994                        |
| The Netherlands | JPO Programme    | Ongoing                      | 680 037                        |
| <b>TOTAL</b>    |                  |                              | <b>125 457 913</b>             |