

Document: EB 2019/126/R.14
Agenda: 6(a)(i)(b)
Date: 11 April 2019
Distribution: Public
Original: English

A



جمهورية زامبيا
برنامج الفرص الاستراتيجية القطرية
2024-2019

مذكرة إلى السادة ممثلي الدول الأعضاء في المجلس التنفيذي

الأشخاص المرجعون:

نشر الوثائق:

الأسئلة التقنية:

Deirdre McGrenra

مديرة شؤون الهيئات الرئاسية
رقم الهاتف: +39 06 5459 2374
البريد الإلكتروني: gb@ifad.org

Ambrosio N. Barros

مدير البرنامج القطري
شعبة أفريقيا الشرقية والجنوبية
رقم الهاتف: +39 06 5459 2196
البريد الإلكتروني: a.nsinguilbarros@ifad.org

Sara Mbago-Bhunu

المديرة الإقليمية
رقم الهاتف: +39 06 5459 2838
البريد الإلكتروني: s.mbago-bhunu@ifad.org

المجلس التنفيذي - الدورة السادسة والعشرون بعد المائة

روما، 2-3 مايو/أيار 2019

للاستعراض

المحتويات

ii	فريق إنجاز برنامج الفرص الاستراتيجية القطرية
iii	خريطة العمليات التي يمولها الصندوق في البلد
iii	موجز تنفيذي
1	أولاً - السياق القطري وجدول أعمال القطاع الريفي: التحديات والفرص الرئيسية
3	ثانياً - الإطار السياساتي والمؤسسي للحكومة
4	ثالثاً - انخراط الصندوق: الدروس المستفادة
5	رابعاً - الاستراتيجية القطرية
5	ألف - الميزة النسبية
6	باء - المجموعة المستهدفة واستراتيجية الاستهداف
7	جيم - الغاية الشاملة والأهداف الاستراتيجية
9	دال - قائمة تدخلات الصندوق
11	خامساً - الابتكارات وتوسيع النطاق لتحقيق النتائج المستدامة
12	سادساً - تنفيذ برنامج الفرص الاستراتيجية القطرية
12	ألف - المظروف المالي وأهداف التمويل المشترك
13	باء - الشراكات الاستراتيجية الرئيسية والتنسيق الإنمائي
14	جيم - انخراط المستفيدين والشفافية
14	دال - ترتيبات إدارة البرنامج
15	هاء - الرصد والتقييم
16	سابعاً - إدارة المخاطر

الذيول

الذيول الأول - إطار إدارة نتائج برنامج الفرص الاستراتيجية القطرية
الذيول الثاني - سيناريوهات المراحل الانتقالية
الذيول الثالث - قضايا القطاع الزراعي والريفي
الذيول الرابع - دراسة إجراءات التقدير الاجتماعي والبيئي والمناخي
الذيول الخامس - الاتفاق عند نقطة الإنجاز
الذيول السادس - عملية إعداد برنامج الفرص الاستراتيجية القطرية
الذيول السابع - الشراكات الاستراتيجية
الذيول الثامن - استراتيجية التعاون بين بلدان الجنوب والتعاون الثلاثي
الذيول التاسع - القطر في لمحة موجزة

فريق إنجاز برنامج الفرص الاستراتيجية القطرية

Sara Mbago-Bhunu

المديرة الإقليمية:

Ambrosio Barros

مدير البرنامج القطري:

Joyce Njoro

أخصائي تقني:

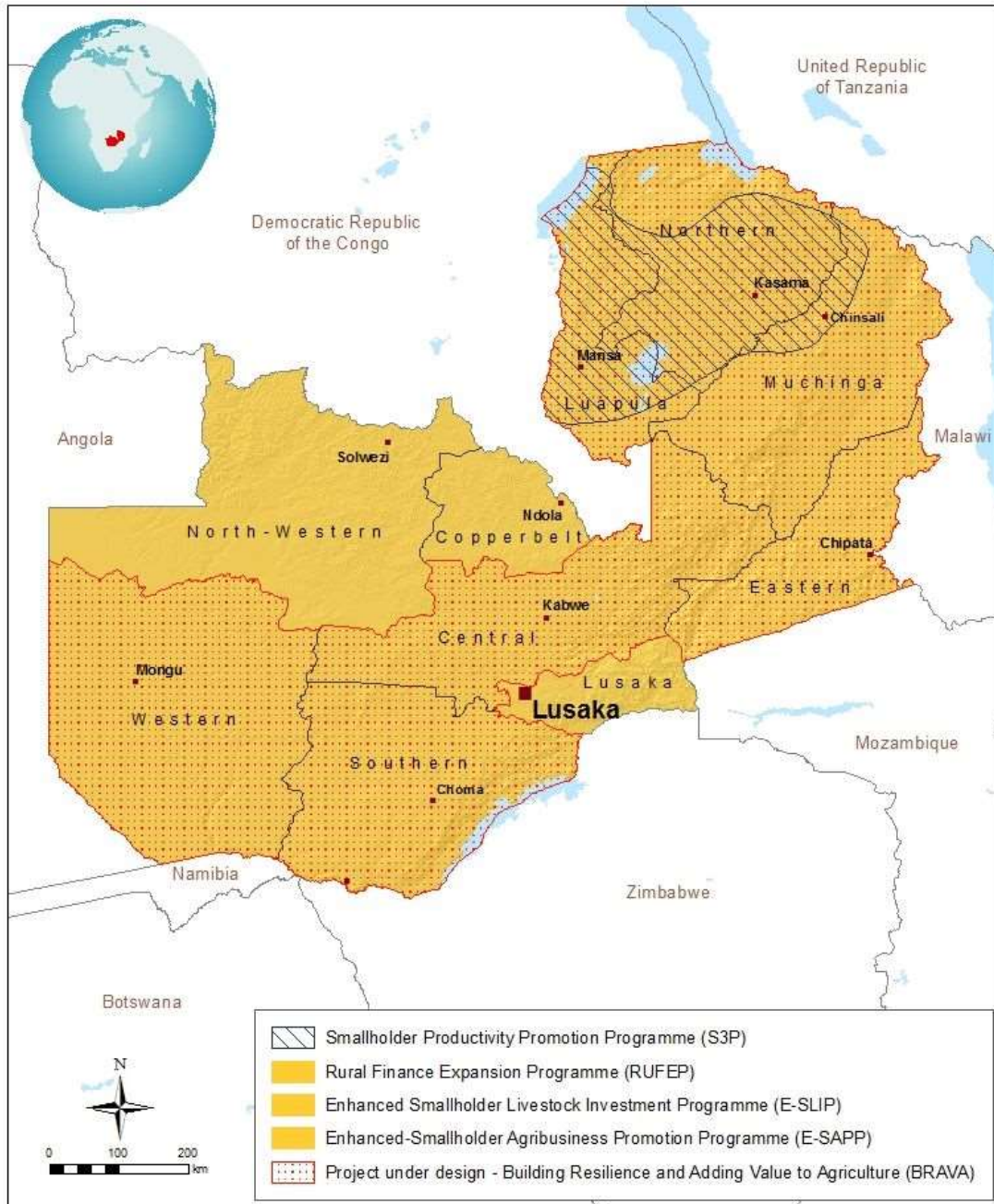
Paxina Chileshe

أخصائي المناخ والبيئة:

Fabrizio Vivarini

الموظف المسؤول عن الإدارة المالية:

خريطة العمليات التي يمولها الصندوق في البلد



إن التسميات المستخدمة وطريقة عرض المواد في هذه الخريطة لا تعني التعبير عن أي رأي كان من جانب الصندوق فيما يتعلق بتقسيم الحدود أو الترخوم أو السلطات المختصة بها.

المصدر: الصندوق الدولي للتنمية الزراعية | 08-02-2019



موجز تنفيذي

- 1- تخرج زامبيا من فترة من النمو الاقتصادي البطيء (2015-2017)، الأمر الذي أثر سلباً على قدرة الحكومة على الاستثمار في القطاع الريفي والزراعي على مدى السنوات القليلة الماضية. و60 في المائة من سكان البلد (بما في ذلك مزارعي الكفاف من أصحاب الحيازات الصغيرة) يعيشون تحت خط الفقر، مع وجود أعلى تركيز للسكان الفقراء في المحافظة الشرقية، والمحافظة الغربية، ومحافظة لوابولا، والمحافظة الوسطى، والمحافظة الشمالية. كما تبقى زامبيا عرضة للمخاطر العالية لإجهاد الديون.
- 2- توفر الخطة السابعة للتنمية الوطنية في زامبيا (2017-2021) فرصة هامة لتنويع الاقتصاد من التعدين باتجاه الزراعة. ولكن هناك تحديات في تحويل رؤية هذه الخطة إلى نتائج ملموسة. ويبقى المزارعون أصحاب الحيازات الصغيرة مهمشين، مع فرص غير كافية للوصول إلى المدخلات، والأسواق، والتكنولوجيات المبتكرة لتعزيز صمودهم في وجه تغير المناخ. ويتم تقليص مشاركة القطاع الخاص في الأسواق الزراعية بسبب عدم اتساق السياسات ودور الحكومة البارز في أسواق المدخلات والمخرجات الزراعية. وتبقى الفوارق الجنسانية والعمرية واضحة، ولا سيما في المناطق الريفية، في الوقت الذي يوجد في زامبيا واحد من أعلى معدلات الأشخاص الذين يعانون من نقص التغذية في العالم.
- 3- تتمثل غاية برنامج الفرص الاستراتيجية القطرية الحالي في زيادة الدخل، والأمن الغذائي، والتغذية لفئات السكان الريفيين الفقيرة والضعيفة من خلال سبل العيش الريفية المستدامة، والمتنوعة، والقادرة على الصمود في وجه تغير المناخ. وسوف تتحقق تلك الغاية من خلال هدفين استراتيجيين مترابطين:

الهدف الاستراتيجي 1: زيادة إنتاج، وإنتاجية الزراعة، وإضفاء الطابع التجاري عليها لتعزيز صمود نظم إنتاج أصحاب الحيازات الصغيرة، وتحسين التغذية والأمن الغذائي.

الهدف الاستراتيجي 2: تنمية سلاسل القيمة الزراعية الكفؤة والحساسة للتغذية التي تزيد من مشاركة المزارعين أصحاب الحيازات الصغيرة في الأسواق، وتخلق فرص العمل.
- 4- وتشمل السمات الرئيسية لبرنامج الفرص الاستراتيجية القطرية الحالي ما يلي: (1) التسويق والتنويع الزراعيين لمعالجة احتياجات الدخل والتغذية، وخلق فرص العمل، ولا سيما للنساء والشباب؛ (2) حملة مكثفة لزيادة التمويل المشترك الدولي (بما في ذلك من مصرف التنمية الأفريقي، والمصرف العربي للتنمية الاقتصادية في أفريقيا، وصندوق الأوبك للتنمية الدولية، والبنك الدولي) والتمويل المشترك المحلي؛ (3) التعاون القوي مع منظمات المزارعين، والقطاع الخاص، وشركاء مثل برنامج الأغذية العالمي، ومنصة إدارة المخاطر الزراعية لضمان عدم تأثر استثمارات الصندوق في البلد بتغير المناخ؛ (4) إعادة توجيه استثمارات الصندوق نحو المناطق الجغرافية الأشد فقراً، والنظر إليها من خلال عدسة النظم الغذائية.
- 5- من خلال برنامج الفرص الاستراتيجية القطرية الحالي، سوف تنتقل زامبيا من بلد يحصل على القروض بشروط تيسيرية للغاية إلى بلد يحصل عليها بشروط مختلطة. وسيتم تحقيق الهدفين الاستراتيجيين من خلال الحافظة الجارية، وبرنامج بناء الصمود وإضافة القيمة للزراعة القادم خلال فترة التجديد الحادي عشر لموارد الصندوق. ومن المتوقع أن تعزز موارد التجديد الثاني عشر الحافظة الجارية، ودعم إعادة هيكلة الحافظة،

وتيسير المواءمة بغرض تحقيق النتائج والأثر. وسوف تعزز مشروعات المنح التكميلية الابتكار والتعلم، فضلا عن التعاون بين بلدان الجنوب والتعاون الثلاثي.

جمهورية زامبيا

برنامج الفرص الاستراتيجية القطرية

أولاً – السياق القطري وجدول أعمال القطاع الريفي: التحديات والفرص الرئيسية

1- السياق الاجتماعي والاقتصادي. زامبيا بلد لا منفذ له على البحر، وغني بالموارد، تبلغ مساحته 752 616 كم². ويقدر عدد سكانه بحوالي 17.7 مليون نسمة، يسكن حوالي 57 في المائة منهم في المناطق الريفية (تبلغ الكثافة السكانية في المناطق الريفية 23 نسمة/كم²). وزامبيا تخرج من فترة من النمو الاقتصادي البطيء (2015-2017)، ناجمة عن ضعف الوضع المالي بسبب التضخم العالي، وزيادة سريعة في الدين العام، وأسعار النحاس المنخفضة، وضعف المحاصيل المتصل بالنيونيو، وانخفاض أسعار الذرة بنسبة 22 في المائة.

2- من الممكن أن يزداد الدين العام لزامبيا (62.6 في المائة من الناتج المحلي الإجمالي في عام 2018) أكثر إذا لم تعدل الحكومة سياساتها، وفقا لتحليل القدرة على تحمل الديون الصادر عن صندوق النقد الدولي. وقد يقلص هذا الاستثمار العام، الذي يمكن أن يؤثر سلبا على هدف البلد المتمثل في الحد من الفقر. ويمكن للانتخابات الرئاسية القادمة في عام 2021 أن تؤثر بشكل أكبر على الاستقرار الاقتصادي الكلي لزامبيا. وقد يؤدي نمو الدخل والاقتراض من الأسواق في نهاية المطاف إلى الحد من قدرة زامبيا على الحصول على المنح والتمويل الميسر (انظر الذيل الثاني). وقد يفاقم الترتيب الضعيف لزامبيا على مؤشر مدركات الفساد لمنظمة الشفافية الدولية¹ (المرتبة 96 بين 180 بلدا مع درجة 37 نقطة من أصل 100 نقطة) من هذا الوضع.

الجدول 1

سيناريو النمو

التوقعات				
	2021	2020	2019	2018
الناتج المحلي الإجمالي بالأسعار الحالية (بمليارات الدولارات الأمريكية)	29.072	27.4	26.118	25.778
إجمالي دين الحكومة المركزية (النسبة المئوية من الناتج المحلي الإجمالي)*	64.0	63.3	62.4	60.0
عدد السكان (بالملايين)	20.04	18.88	18.32	17.77

3- **الفقر الريفي**. لم يترجم النمو الاقتصادي لزامبيا إلى درجة كافية من الحد من الفقر، في حين ما تزال نسبة 60 في المائة من السكان تعيش دون خط الفقر، ونسبة 42 في المائة تعيش في فقر مدقع². ويبقى الفقر التحدي الأكبر في وجه تنمية زامبيا - 76.6 في المائة من السكان الريفيين يعيشون في فقر. وهناك كثافة

¹ منظمة الشفافية الدولية (2017).

² البنك الدولي: عرض عام عن زامبيا (2013).

عالية من الفقر بوجه خاص في المحافظة الشمالية، والمحافظة الشرقية، والمحافظة الوسطى، ومحافظة لوبولا، والمحافظة الغربية،³ ولا سيما بين مزارعي الكفاف من أصحاب الحيازات الصغيرة. وترتيب البلد ضعيف في مؤشر التنمية البشرية،⁴ وقد ساهم انتشار فيروس نقص المناعة البشرية⁵ بين البالغين في قصور أداء القطاع الزراعي. ويدل الاتجاه التصاعدي لمعامل جيني في المناطق الريفية⁶ على مستويات مرتفعة من عدم المساواة والمزيد من الارتفاع على حد سواء.

4- على الرغم من مساهمتها المنخفضة في النمو الاقتصادي (5 في المائة من الناتج المحلي الإجمالي)، تبقى الزراعة مصدرا رئيسيا لكسب رزق السكان الريفيين. وتتسم زراعة أصحاب الحيازات الصغيرة بانخفاض الإنتاجية (بين 2 و3 أطنان للهكتار الواحد)، والتنوع المحدود، والروابط الضعيفة مع الأسواق. وما زالت الموارد العامة تميل نحو برنامج دعم مدخلات المزارعين، وشراء احتياطات الأغذية الاستراتيجية، التي تشكل 69.9 في المائة من مخصصات ميزانية الزراعة. وهكذا، فإن المزارعين أصحاب الحيازات الصغيرة، الذين ينتجون 80 في المائة من المتطلبات الغذائية لزامبيا، يكافحون من أجل التحول من زراعة الكفاف إلى الزراعة التجارية.

5- الأبعاد المتعلقة بالقضايا الجنسانية، والشباب، والتغذية. يعاني 40 في المائة تقريبا من أطفال زامبيا ممن هم دون سن الخامسة من التقزم، بينما يعاني 15 في المائة من سوء التغذية الحاد (الهزال أو انخفاض الوزن بالنسبة للطول). ومع درجة 37.6 على المؤشر العالمي للجوع، فإن لدى زامبيا مستويات مقلقة من الجوع.⁷ ويبقى نقص المغذيات الدقيقة مرتفعا بشكل خاص بين النساء.⁸ كما أن لدى زامبيا انتشار متزايد من زيادة الوزن والبدانة بين البالغين والأطفال.⁹

6- ويعكس ترتيب البلد في المركز 125 من بين 160 بلدا على مؤشر عدم المساواة بين الجنسين التفاوتات الكبيرة بين الجنسين في مستويات التعليم، والمشاركة في قوة العمل. ومن بين 1.5 أسرة زراعية من أصحاب الحيازات الصغيرة في البلد، 20 في المائة منها ترأسها نساء.

7- أكثر من 70 في المائة من سكان البلد هم دون سن 30 عاما،¹⁰ ومن المتوقع أن تنمو هذه الحصة. ويعمل الشباب في المناطق الريفية بشكل غير رسمي في زراعة الكفاف، وينخرطون في أنشطة كسب العيش المستندة إلى الأسرة.¹¹ وتشمل التحديات التي تواجه الشباب الوصول المحدود إلى الائتمان، ومستويات التعليم المنخفضة.¹²

³ المحافظة الغربية (73 في المائة)، محافظة لوبولا (67.7 في المائة)، المحافظة الشمالية (67.7 في المائة).

⁴ القيمة 0.588: الترتيب 144 من أصل 188 بلدا.

⁵ حوالي 13 في المائة بين سن 15 و49 عاما.

⁶ من 0.65 في عام 2010 إلى 0.69 في عام 2015 في المناطق الريفية.

⁷ المؤشر العالمي للجوع 2018 (<https://www.globalhungerindex.org/zambia.html>).

⁸ حالة انعدام الأمن الغذائي (2018).

⁹ 28 في المائة و8 في المائة على التوالي بين البالغين، و12 في المائة و3 في المائة بين الأطفال والمراهقين (الذين تتراوح أعمارهم بين 5 و19 عاما) وفقا لمخلص عن وضع التغذية في زامبيا، تقرير التغذية العالمي (2018).

¹⁰ 28 في المائة بين سن 15 و29 (تعريف زامبيا للشباب 18-35)، وتعريف الاتحاد الأفريقي للشباب 15-35)، وتعريف الأمم المتحدة للشباب 15-24.

¹¹ وتشمل هذه الحرف اليدوية، وصيد الأسماك، والتجارة الصغيرة.

¹² 71 في المائة للشباب، و57 في المائة للشابات.

- 8- آثار تغير المناخ على الزراعة البعلية. قد تكلف التغييرات المناخية زامبيا 4.3 مليار دولار أمريكي كنتاج محلي إجمالي مفقود (حوالي 0.9 في المائة سنويا) على مدى العقد القادم.¹³ وتشكل الآثار المجمعّة لزيادة درجات الحرارة وتناقص هطولات الأمطار تحديا خطيرا لإنتاج المحاصيل البعلية والإنتاج الحيواني. وتتلقى أجزاء من المحافظتين الغربية والجنوبية هطولات أمطار أقل، ولديها خصوبة تربة أفقر ومستويات حموضة أعلى من المناطق الأخرى، مما يتطلب اتخاذ تدابير تكيف مستدامة.
- 9- التحول الهيكلي. زامبيا مُقدمة على جدول أعمال للتحوّل الهيكلي لتتبع اقتصادها المعتمد على النحاس، ولا سيما نحو الزراعة. والهدف هو استغلال الأراضي الخصبة الواسعة للبلد، ومياهه، وطلب السوق على المنتجات الزراعية المتنوعة، وذلك من خلال زيادة إنتاجية الزراعة، والتخزين، والتجهيز، وفرص الوصول إلى الأسواق. ومن المتوقع أن يؤدي هذا إلى تنمية التجهيز الزراعي، مما ينتج عنه خلق فرص عمل، وزيادة الإيرادات الحكومية. ولذلك فإن المزارعين أصحاب الحيازات الصغيرة هم في صميم جدول أعمال التحول الهيكلي لزامبيا.

ثانياً – الإطار السياساتي والمؤسسي للحكومة

- 10- تركز الخطة السابعة للتنمية الوطنية (2017-2021)، والسياسة الزراعية الوطنية الثانية، والخطة الوطنية للاستثمار الزراعي على الاستفادة من قطاع الزراعة لتحقيق نمو متسارع. ولكن يبقى الإطار السياساتي للبلد غير كافٍ لتعزيز إنتاجية زراعة أصحاب الحيازات الصغيرة واستغلالها تجارياً.
- 11- وتبقى مشاركة القطاع الخاص في سلاسل القيمة الزراعية مقيدة بسبب: (1) دور الحكومة كلاعب رئيسي في أسواق المدخلات والمخرجات، مما يزاحم القطاع الخاص؛ (2) غياب نهج سياساتي شامل لمعالجة تنمية الأعمال الزراعية؛¹⁴ (3) قدرة المزارعين أصحاب الحيازات الصغيرة على إنتاج المقادير والجودة الكافية للأسواق؛ (4) البنية الأساسية الريفية غير الكافية لتيسير الوصول إلى الأسواق.
- 12- تمثل الخطة السابعة للتنمية الوطنية¹⁵ تحولا كبيرا نحو التنوع والاستغلال التجاري للمحاصيل عالية القيمة، مقترنة بالتجهيز الزراعي كفرصة للتنمية الاجتماعية والاقتصادية للسكان الريفيين الفقراء. وتمثل الإصلاحات الجارية لبرنامج دعم مدخلات المزارعين، التي تشمل القطاع الخاص وتنوع المحاصيل، فرصة للمواعدة مع البرامج التي يدعمها الصندوق.
- 13- وتشمل المساهمات المحددة وطنيا لزامبيا من أجل مكافحة تغير المناخ الزراعة كقطاع ذي أولوية للتخفيف من الآثار والتكيف معها (نظرا إلى أن معظم انبعاثات غازات الدفيئة تنبع من تغييرات في استخدام الأراضي والحراثة)، بدعم من تشريعات تمكينية.

¹³ Makondo وآخرون (2014)؛ وزارة السياحة، والبيئة، والموارد الطبيعية (2007)؛ و Sishekanu (2013).

¹⁴ ويشمل ذلك الضرائب، وحظر التصدير، وتنمية التجارة والسوق بما في ذلك تمويل سلاسل القيمة.

¹⁵ تحت الموضوع، تسريع التقدم نحو تحقيق رؤية 2030 دون أن يتخلف أحد عن الركب.

ثالثاً - انخراط الصندوق: الدروس المستفادة

- 14- لدى الصندوق أربعة استثمارات جارية في البلد تبلغ قيمتها الإجمالية 141.4 مليون دولار أمريكي (انظر الذيل التاسع). ومتوسط عمر الحافظة 12 سنة، مع تنفيذ معظم المشروعات خلال فترة 10 سنوات، باستثناء برنامج النهوض بإنتاجية أصحاب الحيازات الصغيرة. وقد شهدت الحافظة تأخيرات كبيرة فيما يتعلق بالاستهلاك (متوسط الفترة الزمنية بين الموافقة على المشروع وأول عملية صرف هي حوالي 11 شهراً). ويتعلق أضعف الأداء بالتأخيرات في التوريد، والإدارة المالية، وإدارة الموارد البيئية والطبيعية.
- 15- الدروس الرئيسية المستفادة مستقاة من: (1) مشروع الاستثمار في الثروة الحيوانية لأصحاب الحيازات الصغيرة، وبرنامج النهوض بأنشطة الأعمال الزراعية لدى أصحاب الحيازات الصغيرة، وبرنامج التمويل الريفي، التي أُنجزت خلال تنفيذ برنامج الفرص الاستراتيجية القطرية السابق؛ (2) تقييم الاستراتيجية القطرية والبرنامج القطري لعام 2014؛ (3) مشروعات مصرف التنمية الأفريقي،¹⁶ والبنك الدولي¹⁷؛ (4) برنامج دعم مدخلات المزارعين.
- 16- يشكل تغير المناخ خطراً على أثر برنامج الفرص الاستراتيجية القطرية على الدخول والأمن الغذائي، ولا سيما حيث يعتمد المزارعون على الزراعة البعلية. ومن المطلوب الانتباه إلى تخفيف مخاطر الأسعار والعوائد التي يواجهها المزارعون أصحاب الحيازات الصغيرة، وتيسير الابتكارات مثل التأمين المستند إلى مؤشر.
- 17- يمكن لإعانات الأسمدة أن تزاخم مشتريات الأسمدة التجارية، وأن تحول دون الاستثمار من قبل القطاع الخاص. وفي برنامج دعم مدخلات المزارعين، بقيت مشاركة القطاع الخاص في أسواق المدخلات والمخرجات محدودة.¹⁸
- 18- وقد نتج عن التركيز الوطني لتدخلات الصندوق تشتيت الموارد، مما أدى إلى الحد من آثارها. وتمثل قدرة وحدات تنسيق البرامج على الإشراف على التنفيذ على مستوى المحافظات والأقسام تحدياً بالنظر إلى الانتشار الجغرافي الواسع لهذه التدخلات ونأيها الجغرافي.
- 19- للقضاء على التأخير في التنفيذ، ينبغي على الصندوق أن يدمج بناء القدرات في تدخلاته، وأن يتيح الوقت لاستيعاب الدروس المستفادة. وهناك حاجة لبناء القدرات على مستوى الحكومة المركزية، وحكومات المحافظات، والحكومات المحلية، وكذلك بين المزارعين، وأصحاب المصلحة في سلاسل القيمة. ومن شأن زيادة الاهتمام ببناء القدرات تيسير الانخراط الذي يعود بالنفع على الجميع بين المزارعين والقطاع الخاص، وزيادة مشاركة المزارعين في التخطيط والتنمية (كما تمت الإشارة إليه في تقييم الاستراتيجية القطرية والبرنامج القطري لعام 2014).

¹⁶ مشروع إدارة الثروة الحيوانية المقاومة لتغير المناخ، ومشروع تنمية مشاريع تربية الأحياء المائية.

¹⁷ مشروع دعم التنمية الزراعية.

¹⁸ المنتدى الاستشاري الزراعي (2009)؛ البنك الدولي (2010)؛ Mason و Ricker-Gilbert (2013) نقلاً عن ومعهد إندابا لأبحاث السياسات الزراعية، الإعانات الزراعية وآثارها في زامبيا (2016).

- 20- يؤدي ضعف استهداف الفقر إلى سيطرة النخبة. وفي برنامج دعم مدخلات المزارعين، كانت هناك تحديات مستمرة ناجمة عن ضعف الاستهداف: فقد كان المزارعون الأكثر ثراء المستفيدين الرئيسيين،¹⁹ بينما استفادت نسبة 31.3 في المائة فقط من الأسر الفقيرة في المناطق النائية من التدخلات.²⁰
- 21- وساهمت تدخلات تعميم التغذية في برنامج النهوض بأنشطة الأعمال الزراعية لدى أصحاب الحيازات الصغيرة في الحد من نسبة الأسر التي تعاني من موسم واحد من الجوع على الأقل (17.5 في المائة في عامي 2012 و 2013، و 15.5 في المائة في عامي 2014 و 2015). وقد ركزت هذه التدخلات على: تنويع المنتجات؛ وجودة الأغذية ومعايير السلامة لتعزيز فرص الوصول إلى الأسواق واستهلاك الأغذية الصحية؛ والتدريب على الإدارة في فترة ما قبل الحصاد وبعده.
- 22- لقد أثبتت المنح المقابلة على أنها أداة فعالة بالنسبة لأصحاب الحيازات الصغيرة، على الرغم من أن معظم الأشخاص الضعفاء يتطلبون أدوات مصممة خصيصاً لضمان إدماجهم. ومن خلال برنامج النهوض بأنشطة الأعمال الزراعية لدى أصحاب الحيازات الصغيرة، كانت المساهمة المقابلة القياسية البالغة 12.5 في المائة مقابل حد أقصى قدره 2 مليون دولار أمريكي مرتفعة جداً بالنسبة للمزارعين، ولكنها منخفضة جداً لاجتذاب مشاركة القطاع الخاص.
- 23- إن وحدة إدارة مشروع صغيرة الحجم، لا تضم سوى موظف واحد مسؤول عن المسائل التقنية والإشراف على المشروع، غير كافية لتقديم الدعم المناسب للتنفيذ. وعملية الاختيار التنافسي لموظفي إدارة المشروعات، والعقود المستندة إلى الأداء حاسمة لتحفيز التنفيذ الناجح.

رابعاً – الاستراتيجية القطرية

ألف – الميزة النسبية

- 24- تستند الميزة النسبية للصندوق إلى دعمه: للاستغلال التجاري لزراعة أصحاب الحيازات الصغيرة؛ وزيادة الإنتاج والإنتاجية؛ والتجهيز والوصول إلى الأسواق؛ وتنمية سلاسل قيمة شمولية بشكل مستدام تساهم في تحسين التغذية. وقد استندت هذه التدخلات إلى دعم قوي لوضع السياسات والأطر المؤسسية من أجل الخدمات المالية الريفية لتحفيز التحول الريفي. وقد شكلت استثمارات الصندوق تدفقاً سلساً للتدخلات البرمجية التي تركز على تمكين السكان الريفيين الفقراء. وكانت المنح المقابلة أداة مثمرة لمعالجة أوجه عدم الكفاءة في السوق، وتحفيز إنتاج المزارعين، وتعزيز مشاركة القطاع الخاص في سلاسل القيمة الزراعية.
- 25- **نظرية التغيير.** لكي يبقى الصندوق ملائماً، ينبغي له أن يستجيب للخطة السابعة للتنمية الوطنية، وأن يضمن أن الاستثمارات تدعم التنويع الزراعي، وأن جداول أعمال التوسع تشمل الأسر الفقيرة والضعيفة في سبل العيش الاقتصادية الريفية. ونظرية التغيير هذه مصممة حول روح الخطة السابعة للتنمية الوطنية الموجهة نحو السوق المتمثلة في تحقيق التنويع الاقتصادي وخلق الوظائف، ومعالجة الفقر، والضعف التغذوي، وعدم المساواة. ولذلك ستركز التدخلات على ما يلي: (1) تمكين المزارعين الفقراء من تلبية

¹⁹ Jayne وآخرون (2011)، و Mason وآخرون (2013).

²⁰ مكتب الإحصاء المركزي في زامبيا، وزارة الزراعة والثروة الحيوانية، ومعهد إندابا لأبحاث السياسات الزراعية (2015).

متطلبات السوق، بما في ذلك تلك الخاصة بالمجمعين والمجهزين في القطاع الخاص؛ (2) مساعدة اللاعبين في سلاسل القيمة لزيادة المشتريات من المزارعين أصحاب الحيازات الصغيرة، وخلق فرص عمل للأسر الضعيفة؛ (3) ضمان أن سلاسل القيمة حساسة للتغذية والمناخ، وشمولية اجتماعيا واقتصاديا.

باء - المجموعة المستهدفة واستراتيجية الاستهداف

26- استراتيجية الاستهداف (انظر الذيل الرابع) مصممة لمعالجة احتياجات المجموعات المختلفة في المناطق الريفية، مع تركيز خاص على أشد الأشخاص فقرا. وتتألف المجموعة المستهدفة المباشرة من الأسر الريفية الفقيرة والمحرومة العاملة في الزراعة، ومصايد الأسماك، والمشاريع الأسرية (الفئتان ألف وباء: مزارعو الكفاف، والأشخاص الفقراء النشطون اقتصاديا، على التوالي). وتشمل المجموعات المستهدفة الثانوية²¹ أصحاب المصلحة الذين يقدمون خدمات الدعم للمزارعين أصحاب الحيازات الصغيرة.

27- سيوجه إطار "هرم الفقر" استراتيجية الاستهداف. وسيتم تطوير أنشطة مصممة خصيصا لكل مجموعة وستدعم تلك الموجودة في أسفل الهرم للتدرج إلى مستويات أعلى. وستشكل الفئة ألف 90 في المائة من المستفيدين. وسيتم دعم الأشخاص الفقراء (المحرومين من ملكية الأراضي) من خلال المنهجيات الأسرية، والروابط مع برامج الحماية الاجتماعية، والوصول إلى الأراضي والمشاريع الأسرية. أما بالنسبة لأولئك الذين لديهم إمكانية الوصول إلى الأراضي، فسوف تركز التدخلات على الإنتاجية الزراعية، والأمن الغذائي، ومجموعات الادخار والائتمان، وفرص العمل، وتنمية المشاريع الأسرية. وسوف تتلقى الفئة باء الدعم للوصول إلى آليات الائتمان الرسمية، إلى جانب دعم إدارة الأعمال والإدارة المالية، وخدمات تنمية الأعمال الزراعية والمشاريع. وأما بالنسبة لأولئك الذين ينتمون للفئة جيم، فسوف يحفز الدعم تقديم خدمات أفضل للمزارعين، وفرص العمل للمجموعات المستهدفة الأخرى. ولن يتجاوز المزارعون التجاريون (الفئة جيم) 5 في المائة من مجموع المستفيدين.

28- **الاستهداف الجغرافي.** سوف يُشرك الصندوق الحكومة في نقل برامج الاستثمار من التغطية الوطنية إلى التدخلات الخاصة بمناطق محددة. وتشمل معايير الاستهداف الجغرافي ما يلي: (1) المحافظات ذات التركيز العالي للفقر وسوء التغذية؛ (2) إمكانات أوجه التآزر مع البرامج القائمة؛ (3) إمكانات الإنتاج لسلاسل قيمة مختارة؛ (4) التعرض لمخاطر تغير المناخ؛ (5) المواءمة مع المجالات ذات الأولوية الواردة في خطط التنمية الوطنية.

29- ستتخذ تدابير لتجنب سيطرة النخبة وتيسير إدماج الأسر الأكثر فقرا. وتشمل هذه التدابير ما يلي: مساهمة مطلوبة أقل من أجل المنح المقابلة وإبلاء الاعتبار للمساهمات العينية؛ وتعزيز دعم المزارعين الأكثر فقرا في إعداد مقترحات المنح المقابلة؛ وضمان أن الأسر الميسورة (الفئة جيم) غير مؤهلة للحصول على منح مقابلة على مستوى الأسر. وستحتاج الشركات الخاصة التي تحصل على المنح إلى إظهار روابط واضحة مع المزارعين أصحاب الحيازات الصغيرة من الفئة ألف وباء.

²¹ بما في ذلك مقدمي الخدمات، ومعاهد الأبحاث، والمنظمات غير الحكومية، والتجار الزراعيين، وبائعي الجملة، وبائعي التجزئة، والمجهزين، والمزارعين الناشئين الذين يقدمون خدمات الدعم للمزارعين أصحاب الحيازات الصغيرة.

جيم - الغاية الشاملة والأهداف الاستراتيجية

30- تتمثل الغاية الشاملة لبرنامج الفرص الاستراتيجية القطرية الحالي في زيادة الدخل، والأمن الغذائي، والتغذية لفئات السكان الريفيين الفقيرة والضعيفة من خلال سبل العيش الريفية المستدامة، والمتنوعة، والقادرة على الصمود في وجه تغير المناخ. ولتحقيق ذلك، سيسعى برنامج الفرص الاستراتيجية القطرية إلى تحقيق هدفين استراتيجيين مترابطين ويعزز بعضهما بعضاً، مما سيساهم في تحقيق أهداف التنمية المستدامة 1، و2، و13.

31- **الهدف الاستراتيجي 1:** زيادة إنتاج، وإنتاجية الزراعة، وإضفاء الطابع التجاري عليها لتعزيز صمود نظم إنتاج أصحاب الحيازات الصغيرة، وتحسين التغذية والأمن الغذائي.

ستركز الاستثمارات على إمدادات المدخلات: الوصول إلى والقدرة على استخدام البذور وسلالات المواشي المحسنة (المعتمدة والمدعمة بيولوجياً)؛ ودعم الإنتاج؛ ومكافحة الآفات والأمراض؛ وتنوع المنتجات الزراعية. وسيشجع تطوير مشاريع المزارعين التعاقديين المزارعين أصحاب الحيازات الصغيرة على إنتاج مدخلات معتمدة وحبوب تجارية. كما سيتم دعم هؤلاء المزارعين للمشاركة في إكثار البذور والمواشي. وسيضمن بناء القدرات، مع التركيز على المزارعين والموظفين الحكوميين، أن الإنتاج: حساس للسوق؛ ويأخذ بالاعتبار القضايا المتعلقة بالمنظور الجنساني، والشباب، والتغذية، وحساسية المناخ؛ ويعزز رابطات المزارعين. وسوف تهدف استثمارات البنية الأساسية إلى زيادة الإنتاجية من خلال الري، والمنشآت الهيدروليكية، وطرق الوصل، ومرافق مناولة ما بعد الحصاد، ومراكز التدريب. وسوف تكون خدمات المكننة القائمة على القرى عاملاً رئيسياً لتعزيز إنتاجية المزارع وخلق فرص العمل للشباب والمحرومين من ملكية الأراضي.

32- **الهدف الاستراتيجي 2:** تنمية سلاسل القيمة الزراعية الكفؤة والحساسة للتغذية التي تزيد من مشاركة المزارعين أصحاب الحيازات الصغيرة في الأسواق، وتخلق فرص العمل الريفية.

ستركز الاستثمارات على تنمية سلاسل القيمة الحساسة للتغذية وذات الإمكانيات العالية لإدماج المزارعين أصحاب الحيازات الصغيرة في الشراكات بين المنتجين والقطاع العام والخاص. ويشمل ذلك: (1) بنية أساسية ريفية مقاومة لتغير المناخ لتحفيز استثمارات القطاع الخاص في المناطق الريفية، مثل طرق الوصل، ومرافق السوق، ومرافق التجميع والتخزين، والطاقة المتجددة؛ (2) إنشاء اقتصاد ريفي غير زراعي مزدهر من خلال تقديم الخدمات، والتجهيز الزراعي، وإضافة القيمة لخلق فرص العمل، وفرص الأعمال الريادية للمجموعات التي لا تملك الأراضي، ولا سيما النساء والشباب؛ (3) تعزيز القدرات على جميع المستويات، بما في ذلك المؤسسات العامة، ومنظمات المزارعين، ومقدمي الخدمات المحليين؛ (4) تطوير منصات متعددة أصحاب المصلحة لتيسير الحوار بين العاملين في سلاسل القيمة. كما سيعزز الهدف الاستراتيجي هذا تطوير بيئة سياسية تمكينية للزراعة الموجهة تجارياً من خلال إعداد الاستراتيجية الوطنية لتنمية الأعمال الزراعية في زامبيا، والأطر الأخرى للإدماج المالي الريفي.

المجالات الشاملة:

- (أ) **التغذية** سيتم تعميمها عبر سلاسل القيمة بكاملها من الإنتاج والتجهيز إلى إعداد الأغذية المغذية والترويج لها (مثل الحبوب، والبقول السوداني، والخضروات، والمنتجات الحيوانية) والاستهلاك. وسيكون تركيز الصندوق على التغذية متوائماً مع برنامج الحد من التقزم في زامبيا الذي تبلغ مدته خمس سنوات (2018-2022)، ويرتكز إلى الخطة الاستراتيجية الوطنية للأغذية والتغذية (2017-2021). وسوف يشمل: (1) تعزيز المساواة بين الجنسين وتمكين المرأة؛ (2) التغيير الاجتماعي والسلوكي، والاتصالات التي تدمج التغذية في الإرشاد الزراعي (مثل مدارس المزارعين الحقلية)؛ (3) التنوع الغذائي من خلال الزراعة الحساسة للتغذية؛ (4) تدعيم الأغذية المجهزة. وسوف تبني استراتيجية التغذية بشكل مستمر على أدلة سلاسل القيمة الحساسة للتغذية المعدة من خلال برنامج النهوض بأنشطة الأعمال الزراعية لدى أصحاب الحيازات الصغيرة (والمنفذة في البرنامج المعزز للنهوض بأنشطة الأعمال الزراعية لدى أصحاب الحيازات الصغيرة).
- (ب) **المساواة بين الجنسين وتمكين المرأة**. سيستهدف برنامج الفرص الاستراتيجية القطرية الحالي إدماج ما لا يقل عن 50 في المائة من النساء في عمليات الصندوق. ولضمان استفادتهن من فرص الأسواق الناشئة، سيتم دعم النساء لتنمية القدرات في مجالات القيادة، والتخطيط، والتنظيم المجتمعي، والممارسات الزراعية الجيدة، والقيمة المضافة، والتغذية الأسرية. وستتمتع النساء بإمكانية الوصول التفضيلي إلى التمويل الصغرى (والمنح المقابلة)، بالإضافة إلى محور الأمية، والتدريب المالي. وسيتم استهداف المحاصيل ذات القيمة العالية والمزدوجة الغرض التي تفضلها النساء، مثل الفول السوداني، وفول الصويا، والخضروات (مثل الطماطم، والبصل، والملفوف، والبطاطس الأيرلندية) من خلال مدارس المزارعين الحقلية، ومدارس الأعمال التجارية للمزارعين لتحسين التغذية وتوليد الدخل. ومن أجل تحويل العلاقات غير المتكافئة بين الجنسين، سيتم استخدام منهجية نظام تعلم العمل بشأن القضايا الجنسانية الذي يقوده المجتمع المحلي. وسوف تلعب جهات الاتصال الحكومية المعنية بالقضايا الجنسانية دوراً رئيسياً في بناء القدرات من أجل الاستدامة.
- (ج) **الشباب الريفي**. ستستهدف برامج الصندوق ما لا يقل عن 40 في المائة من الشباب الذين تتراوح أعمارهم بين 15 و35 عاماً (بما في ذلك الأسر التي يرأسها الشباب). وتهدف أنشطة الشباب في برنامج الفرص الاستراتيجية القطرية إلى خلق فرص عمل لائقة وتعزيز تمثيل الشباب وصوتهم. واستجابة لاحتياجات الشباب، سيولي برنامج الفرص الاستراتيجية القطرية الأولوية لما يلي: (1) التعاون مع القطاعين الخاص والعام لتيسير الإدماج المالي للشباب، وتنمية المشروعات الزراعية، مع التركيز على الإنتاج الممكن ذي الإمكانيات العالية في المحاصيل ذات القيمة العالية والدورة القصيرة؛ (2) فرص العمل غير الزراعية التي تلبي احتياجات سوق العمل (مثل تقديم خدمات الإرشاد، وإضافة القيمة، والتجميع)؛ (3) التدريب التقني، والمهني، والتعليمي الذي يشمل التلمذة المهنية، والتوجيه؛ (4) دعم الوصول إلى الأراضي والتحكم بها، وفوائد الزراعة؛ (5) فرص المشاركة في المنظمات، والمشاركة في تجارة المدخلات والمخرجات الزراعية. وسيسترشد تنفيذ الأولويات المتعلقة بالشباب بخطة عمل الشباب الريفي في الصندوق (2018). وسوف يستخلص برنامج الفرص الاستراتيجية القطرية الدروس من منحة الشراكة الجديدة من أجل تنمية أفريقيا، التي تدعم وضع خطة عمل وطنية للشباب من أجل العمالة الريفية.

(د) إدارة الموارد الطبيعية وتغير المناخ. يوفر جدول أعمال تعميم قضايا المناخ فرصا للتمويل المشترك من صناديق البيئة والمناخ. وسوف تركز أنشطة التكيف مع تغير المناخ على ما يلي: (1) تحسين تحليل المخاطر على طول سلاسل القيمة ذات الأولوية؛ (2) بناء القدرات في إدارة مخاطر المناخ بين أصحاب الحيازات الصغيرة والفرق الاستشارية الحكومية؛ (3) تعزيز الممارسات الزراعية القادرة على الصمود في وجه تغير المناخ، مثل التربة والمياه؛ (4) إنشاء بنية أساسية قادرة على الصمود في وجه تغير المناخ. وسوف تستكمل فوائد هذه الممارسات بتعزيز مصادر الطاقة المتجددة للتجهيز الزراعي، وإضافة القيمة.

دال - قائمة تدخلات الصندوق

33- برنامج القروض والمنح. سيشمل دعم أهداف برنامج الفرص الاستراتيجية القطرية البرامج الأربعة التي شملها برنامج الفرص الاستراتيجية القطرية السابق: البرنامج المعزز للنهوض بأنشطة الأعمال الزراعية لدى أصحاب الحيازات الصغيرة؛ والبرنامج المعزز للاستثمار في الثروة الحيوانية لأصحاب الحيازات الصغيرة؛ وبرنامج توسيع التمويل الريفي؛ وبرنامج النهوض بإنتاجية أصحاب الحيازات الصغيرة (انظر الجدول 2)؛ وتدخل التجديد الحادي عشر لموارد الصندوق برنامج بناء الصمود وإضافة القيمة للزراعة. وسيتم وضع تدخل في ظل التجديد الثاني عشر لموارد الصندوق خلال فترة برنامج الفرص الاستراتيجية القطرية. وسوف تكون استعراضات منتصف المدة للبرامج الجارية فرصا حاسمة لتقييم وتعديل التدخلات من أجل ضمان المواعمة الكاملة مع برنامج الفرص الاستراتيجية القطرية الحالي.

34- من المتوقع أن تستخدم زامبيا سياسة إعادة الهيكلة في الصندوق لعام 2018 لمعالجة تحديات التنفيذ وتعزيز المواعمة بين الأهداف الاستراتيجية لبرنامج الفرص الاستراتيجية القطرية والحافطة الجارية. ومن المتوقع إجراء عملية إعادة هيكلة للحافطة لتعزيز التنوع الزراعي، والحساسية لقضايا المناخ والتغذية، واستهداف الفقر. ولضمان حافطة موحدة وزيادة الكفاءة، سيقدم الصندوق أربعة برامج كحد أقصى في كل دورة، مع التركيز على التمويل الإضافي للبرامج التي تظهر أثرا، ونتائج، وفرصا لتوسيع النطاق.

الجدول 2

حافضة الصندوق في زامبيا (2011-2024)

2024	2023	2022	2021	2020	2019	2018	2017	2016	2015	2014	2013	2012	2011	
						التجديد العاشر			التجديد التاسع			التجديد الثامن		برنامج الفرص الاستراتيجية القطرية 2018-2013
														برنامج الترويج لإنتاجية أصحاب الحيارات الصغيرة
														البرنامج المعزز للاستثمار في الثروة الحيوانية لأصحاب الحيارات الصغيرة
														برنامج توسيع التمويل الريفي
														البرنامج المعزز للنهوض بأنشطة الأعمال الزراعية لدى أصحاب الحيارات الصغيرة
						التجديد الحادي عشر			التجديد الثاني عشر				برنامج الفرص الاستراتيجية القطرية 2024-2019	
														بناء السمود وإضافة القيمة للزراعة
														التجديد الثاني عشر (يحدد فيما بعد)

35- ستتم تعبئة المنح الإقليمية والقطرية لتكمل المشروعات الاستثمارية الجارية للصندوق، مع التركيز على الابتكار الزراعي، وتنويع المحاصيل، وعمالة الشباب الريفي، وتحسين مقاييس التغذية.

36- **الانخراط السياساتي على المستوى القطري** سيركز على الحوار مع الحكومة لتكميل استثمارات الصندوق. وتشمل تلك: (1) إعادة هيكلة الاستثمارات المدعومة من الصندوق؛ (2) تماسك السياسات لتحفيز انخراط القطاع الخاص في سلاسل القيمة الزراعية (الهدف الاستراتيجي 1)؛ (3) إدارة مخاطر المناخ كجزء أساسي من تنمية الزراعة المستدامة من خلال الهدف الاستراتيجي 1 (المساهمة في المساهمات المحددة وطنيا لزامبيا من أجل التخفيف من آثار تغير المناخ)؛ (4) إدماج المتدرجين من برنامج دعم مدخلات المزارعين (المزارعين والتجار الزراعيين) في البرنامج المعزز للنهوض بأنشطة الأعمال الزراعية لدى أصحاب الحيارات الصغيرة لتعزيز مشاركة القطاع الخاص في سلاسل القيمة الزراعية دعماً للهدف الاستراتيجي 2؛ (5) تعزيز حوكمة التغذية متعددة القطاعات لتحسين التغذية. ومن المتوقع أن وضع الاستراتيجية الوطنية لتنمية الأعمال الزراعية في زامبيا، وتنفيذ السياسة الوطنية لتنمية القطاع المالي، والاستراتيجية الوطنية للإدماج المالي ستساهم في تحسين وتنسيق التشريعات التي تؤثر على قطاع الأعمال الزراعية. وسيركز الصندوق على تقاسم الأدلة المتصلة بالسياسات المنبثقة عن المشروعات، والمشاركة في المجموعة الاستشارية المجمع، وفريق الشركاء المتعاونين في المجال الزراعي.

37- **بناء القدرات** سيتم دمجها في سائر أنحاء الهدفين الاستراتيجيين. وستركز التدخلات على تعزيز قدرات الوزارات طوال تنفيذ الاستثمارات المدعومة من الصندوق، مع التركيز على التوريد، والإدارة المالية، ومجالات التعميم الخاصة بالصندوق. وستكون إحدى النتائج الرئيسية إقامة وحدة للتمويل الريفي ضمن وزارة المالية. وسيتم تعزيز مجموعات المزارعين لكي تمثل المزارعين. وسيتم بناء القدرات في الإنتاج المبتكر الحساس لقضايا المناخ والتغذية، والإدارة في مرحلة ما بعد الحصاد، والمهارات في مجال الأعمال. وسوف تهدف تنمية قدرات أصحاب المصلحة في سلاسل القيمة (بما في ذلك موظفي الإرشاد)، وموظفو مشروعات الصندوق، والشركاء الآخرون إلى زيادة فهمهم لمتطلبات التنفيذ الناجح، وضمان الشفافية، والامتثال للإجراءات الحكومية.

38- **إدارة المعرفة** ستضمن أن تنفيذ البرنامج عملية تعلم مستمرة. وستبني الحافظة علاقات تآزر مع النظام الوطني للمعلومات الزراعية من أجل وضع استراتيجية منسقة متعلقة بالمعرفة والاتصالات للحفاظ القطرية تولد دروساً حاسمة لإعادة هيكلة الحافظة. وتشمل مجالات المعرفة الرئيسية ما يلي: (1) نقل معلومات الأرصاء الحيوية إلى المزارعين؛ (2) سلاسل قيمة زراعية حساسة للتغذية، ونماذج شراكات قابلة للتطبيق من أجل المزارعين أصحاب الحيازات الصغيرة والأعمال الزراعية؛ (3) نماذج مبتكرة لتقديم التمويل للمناطق الريفية.

39- **التعاون بين بلدان الجنوب والتعاون الثلاثي**. تشمل المجالات التي يمكن الاستفادة فيها من التعاون بين بلدان الجنوب والتعاون الثلاثي إنتاج المحاصيل، وتربية الأحياء المائية، وإنتاج الأعلاف، وإنتاج اللقاحات الحيوانية. وسوف تتلقى شركة موشينغا للتنمية الزراعية، وهي نتيجة هامة من نتائج برنامج النهوض بإنتاجية أصحاب الحيازات الصغيرة، منحة بقيمة 1.7 مليون دولار أمريكي من صندوق الهند والبرازيل وجنوب أفريقيا²² لدعم إنتاج فول الصويا، وإضافة القيمة. ويورد الذيل الثامن تفاصيل البلدان والمناطق المحتملة التي يمكن للصندوق دعم الحكومة فيها من خلال التعاون بين بلدان الجنوب والتعاون الثلاثي.

خامساً – الابتكارات وتوسيع النطاق لتحقيق النتائج المستدامة

40- **الابتكارات**. سيركز جدول أعمال الابتكار على تيسير الأبحاث والتنمية لتحفيز التغذية، والزراعة الحساسة لقضايا المناخ، والأعمال الزراعية من خلال تعزيز التفاعل بين معاهد الأبحاث وأصحاب المصلحة المهمين الآخرين. وستشمل الابتكارات الرئيسية ما يلي: (1) تطوير خدمات مالية جديدة ومستدامة تستهدف العملاء الريفيين، بمن فيهم النساء، والشباب؛ (2) مكافحة الأمراض الحيوانية التي يقودها المجتمع المحلي؛ (3) النظم التشاركية للمعلومات المناخية؛ (4) أصناف محصولية وحيوانية محسنة لتغذية أفضل. وسوف تعزز مبادرات ممولة بالمنح ابتكارات مثل حوافز إنتاج القمح من قبل أصحاب الحيازات الصغيرة، وتحديد الابتكارات الزراعية المناصرة للفقراء.²³

²² صندوق الهند والبرازيل وجنوب أفريقيا مبادرة رائدة لتنفيذ التعاون بين بلدان الجنوب بالشراكة مع منظومة الأمم المتحدة. وهو يهدف إلى تحديد مشروعات قابلة للتكرار وتوسيع النطاق يمكن نشرها في البلدان النامية كاملة على أفضل الممارسات في مكافحة الفقر والجوع.
²³ من خلال مشروعه الممول بمنحة في رواندا وزامبيا، تعزيز إنتاجية قمح أصحاب الحيازات الصغيرة وقدرته التنافسية للحد من فواتير استيراد القمح، سيساهم المركز الدولي لتحسين الذرة والقمح في جدول أعمال الابتكار عن طريق تحفيز إنتاج أصحاب الحيازات الصغيرة للقمح. وسيركز مشروع قادم ممول بمنحة على تعزيز الابتكارات الزراعية المناصرة للفقراء من أجل المساهمة في استدامة وصمود النظم الغذائية الزراعية، وتحسين سبل العيش الريفية.

41- **توسيع النطاق.** سيتم توسيع نطاق الأنشطة الناجحة من خلال ما يلي: إدماج المستثمرين من القطاع الخاص لتعزيز تقديم الخدمات للمزارعين الفقراء من أصحاب الحيازات الصغيرة؛ وبناء منصات للإدارة من أجل الحوار والتعميم. وسيتم تعزيز توسيع النطاق أيضا من خلال المنح المقابلة، التي ستمكن اللاعبين الريفيين من الاستثمار في الابتكارات الواعدة لتحقيق أثر أكبر على الإنتاج، والإنتاجية، والعمالة. وسيتم توسيع نطاق الخبرات من منصة إدارة المخاطر الزراعية من خلال برنامج بناء الصمود وإضافة القيمة للزراعة القادم لتعزيز إدارة المخاطر الزراعية.

سادساً – تنفيذ برنامج الفرص الاستراتيجية القطرية

ألف – المظروف المالي وأهداف التمويل المشترك

42- سيغطي برنامج الفرص الاستراتيجية القطرية الحالي دورتين من دورات نظام تخصيص الموارد على أساس الأداء: 37.5 مليون دولار أمريكي لفترة التجديد الحادي عشر لموارد الصندوق (2019-2021)؛ ومخصصات محتملة بموجب التجديد الثاني عشر لموارد الصندوق (2022-2024).

43- زامبيا عرضة للمخاطر العالية لإجهاد الديون، مما نتج عنه خفض تصنيفها المعتدل للقدرة على تحمل الديون منذ مشاورات المادة الرابعة لصندوق النقد الدولي في عام 2015. واستنادا إلى معايير الدخل القومي الإجمالي²⁴ والجدارة الائتمانية، تغيرت شروط تمويل الصندوق من تيسيرية للغاية إلى مختلطة²⁵ في 1 يناير/كانون الثاني 2019.

44- بالنظر إلى سيناريو الدين المتوقع لزامبيا (انظر الذيل الثاني)، من المتوقع أن تبقى نسبة التمويل المشترك معتدلة عند 1.27 (مع بعض التعديلات على التمويل المشترك المحلي). ومن المتوقع أن تصل نسبة التمويل المشترك الدولي إلى 0.64، مع تمويل متوقع من صندوق الأوبك للتنمية الدولية، والمصرف العربي للتنمية الاقتصادية في أفريقيا. ومن المتوقع أن تكون نسبة التمويل المشترك المحلي 0.63²⁶ بما يتماشى مع المذكرة التقنية للصندوق بشأن التمويل المشترك المحلي العيني، التي تشدد على ضرورة بذل جهود من أجل القياس الكمي للمساهمات العينية. ومن أجل ضمان تسجيل قيمة التمويل المشترك العيني بدقة، ستشمل جميع أدلة تنفيذ المشروعات مبادئ توجيهية واضحة تصف المبادئ والأساليب المحاسبية المستخدمة. وستتم إعادة احتساب نسب التمويل المشترك خلال استعراض نتائج برنامج الفرص الاستراتيجية القطرية، وتعديل التوقعات حسب الاقتضاء. وأهداف التمويل المشترك هذه مشروطة بتنفيذ استراتيجية زامبيا لإدارة الديون (انظر الذيل الثاني).

الجدول 3

التمويل والتمويل المشترك الخاص بالصندوق للمشروعات

(بملايين الدولارات الأمريكية)

²⁴ 805 دولارات أمريكية بأسعار عام 1992 حسب تصنيف المؤسسة الدولية للتنمية.

²⁵ تخضع القروض الممنوحة بشروط مختلطة للفائدة على أصول القروض المستحقة بسعر ثابت قدره 1.25 في المائة، لأجل مدته 25 سنة، بما في ذلك فترة سماح مدتها خمس سنوات، بالإضافة إلى رسم خدمة بواقع 0.75 في المائة، ابتداء من تاريخ موافقة المجلس التنفيذي على القروض.

²⁶ في مرحلة التصميم قبل إجراء التعديلات على نسب التمويل المشترك.

المشروع	تمويل الصندوق	التمويل المشترك	
		المحلي	الدولي
جاري			
البرنامج المعزز للنهوض بأنشطة الأعمال الزراعية لدى أصحاب الحيازات الصغيرة	22.3	7.2	00.2
برنامج النهوض بإنتاجية أصحاب الحيازات الصغيرة	31.5	8.0	8.6
البرنامج المعزز للاستثمار في الثروة الحيوانية لأصحاب الحيازات الصغيرة	15.0	19.1	12.0
برنامج توسيع التمويل الريفي	8.4	66.0	1 212.0
مزمع			
برنامج بناء الصمود وإضافة القيمة للزراعة	35.7	19.0	40.0
المجموع	11 3113	59.3	72.8

باء - الشراكات الاستراتيجية الرئيسية والتنسيق الإنمائي

45- الشراكات الاستراتيجية. على المستوى الوطني، سيتم إنشاء شراكات مع الوزارات المنفذة مثل وزارة الزراعة، ووزارة الثروة الحيوانية، ووزارة المالية، ووزارة القضايا الجنسانية، ووزارة البيئة، ووزارة التنمية المجتمعية. وبالنسبة للتمويل المشترك، سيسعى الصندوق لإنشاء شراكات مع صندوق الأوبك للتنمية الدولية، والمصرف العربي للتنمية الاقتصادية في أفريقيا، ومصرف التنمية الأفريقي من خلال برنامج بناء الصمود وإضافة القيمة للزراعة. كما ستعزز الشراكات مع رابطة المزارعين أصحاب الحيازات الصغيرة في زامبيا لضمان الأداء القوي لمنظمات المزارعين كما هو متوقع في إطار الهدف الاستراتيجي 1. وسوف تعزز شراكة الصندوق مع غرفة التجارة والصناعة في زامبيا تنمية سلاسل القيمة الشمولية بشكل مستدام بما يتماشى مع الهدف الاستراتيجي 2. وسوف تيسر شراكة مع مصرف زامبيا الشمول المالي الريفي كعامل تمكيني لتحقيق الأهداف الاستراتيجية لبرنامج الفرص الاستراتيجية القطرية. وسوف تدعم الجماعة الاستشارية للبحوث الزراعية الدولية، ومؤسسات وطنية مثل معهد زامبيا للأبحاث الزراعية الإنتاجية الزراعية والتغذية.

46- التنسيق الإنمائي. يشارك الصندوق في فريق الشركاء المتعاونين في المجال الزراعي، ولا سيما في الفرق الفرعية المعنية بالثروة الحيوانية والري. ويقود فريق الشركاء المتعاونين في المجال الزراعي مجموعة متناوية من الشركاء الإنمائيين الرئيسيين الذين يمثلون مصالحه في المجموعة الاستشارية للقطاع الزراعي التي تقودها وزارة الزراعة، والتي تتألف من أصحاب المصلحة من القطاعين العام والخاص. وسيواصل الصندوق انخراطه لضمان أن استراتيجيات الوكالات المختلفة - وفي نهاية المطاف مشروعاتها - منسقة، وأن الشركاء ينخرطون في حوار سياساتي جماعي مع الحكومة.

47- الشراكات مع الأعضاء الآخرين لمنظومة الأمم المتحدة الإنمائية. الصندوق عضو في فريق الأمم المتحدة القطري، وقد كان نشطا في إعداد إطار الشراكة مع الأمم المتحدة من أجل تحقيق التنمية المستدامة الخاص

بزامبيا (2016-2021).²⁷ والصندوق مرتبط مباشرة بتنفيذ الدعامة 2 (التنمية الاقتصادية الشمولية والمستدامة بيئياً)، والدعامة 3 (الحكومة والمشاركة). وسوف يدعو الصندوق باستمرار لنمو قطاع الزراعة وإدماج النساء والشباب في الأنشطة الاقتصادية الريفية.

48- **التعاون مع وكالات الأمم المتحدة التي توجد مقرها في روما.** من المتوقع التعاون مع منظمة الأغذية والزراعة للأمم المتحدة لتيسير التدريب على زراعة الحفظ من خلال مدارس المزارعين الحقلية. وتهدف مبادرة المنظمة المشتركة مع زامبيا، النظام المتكامل لإدارة المعلومات الزراعية، إلى إدماج المتدرجين من برنامج دعم مدخلات المزارعين في البرامج الاستثمارية للصندوق. ومن خلال برنامج توسيع التمويل الريفي، سيقم برنامج الأغذية العالمي شراكة مع التأمين من أجل الصمود الريفي والتنمية الاقتصادية لتجريب ابتكارات في التأمين الزراعي ضمن المرفق المشترك بين الصندوق وبرنامج الأغذية العالمي لإدارة مخاطر الطقس. كما سيقدم برنامج الأغذية العالمي الدعم التقني في التغذية وتصميم المنتجات لسوق التأمين الزراعي.

جيم - انخراط المستفيدين والشفافية

49- يعد تعزيز قدرات زامبيا لانخراط المستفيدين أولوية رئيسية نظراً إلى أن آليات التغذية الارتجاعية الفعالة تعزز الحكومة، والشفافية، والمساءلة. وقد تم إعداد برنامج الفرص الاستراتيجية القطرية الحالي بعد مشاورات موسعة مع أصحاب المصلحة (انظر الذيل السابع). وعلى مستوى المشروعات، سيتم إنشاء آليات للتغذية الارتجاعية من المستفيدين (بما في ذلك الرصد والتقييم، ومعالجة المظالم، ورصد التوريد) لتحسين تنفيذ وجودة المشروعات، وتمكين السكان الريفيين الفقراء. وسوف تستنير استعراضات برنامج الفرص الاستراتيجية القطرية من البيانات التي يتم تجميعها. وسوف تيسر مشاركة الصندوق في المجموعة الاستشارية للمنظمات الزراعية المعنية بالانخراط مع الصندوق المشاركة النشطة للمستفيدين طوال دورة المشروعات.

دال - ترتيبات إدارة البرنامج

50- ستتم إدارة البرامج الاستثمارية التي يدعمها الصندوق من محوره الإقليمي لأفريقيا الجنوبية تحت توجيه العام لمدير المركز والمدير القطري، اللذين يوجد مقر كل منهما في المحور. ويتألف الفريق القطري من مدير قطري، ومسؤول برنامج قطري يوجد مقرهما في المكتب القطري للصندوق لتيسير الانخراط في حوار السياسات والشراكات، وتقديم دعم التنفيذ إلى الحكومة. كما ستتلقى زامبيا دعماً في المجالات الشاملة، والإدارة المالية من موظفي الصندوق الموجودين في نيروبي. وسيقدم الدعم في مجالي التعاون بين بلدان الجنوب والتعاون الثلاثي، وإدارة المعرفة من أديس أبابا ومقر الصندوق.

<http://www.globalcrrf.org/wp-content/uploads/2018/09/GRZ-UN-Sustainable-Development-Partnership-Framework-Zambia.pdf>

هاء - الرصد والتقييم

- 51- ستقوم الحكومة والصندوق بإجراء استعراضات سنوية، واستعراض لنتائج برنامج الفرص الاستراتيجية القطرية في عامي 2021 و2022. ويتواءم إطار نتائج برنامج الفرص الاستراتيجية القطرية مع النتائج على مستوى أعلى، بما في ذلك أهداف التنمية المستدامة، والخطة السابعة للتنمية الوطنية، وإطار الأمم المتحدة للشراكات. وستقوم تدخلات الصندوق بإجراء عمليات الرصد والتقييم التشاركية واللامركزية التي تشمل المجموعات المستهدفة، ومقدمي الخدمات، والحكومة. وسيكون مؤشر تمكين المرأة في الزراعة الأداة الرئيسية لتقييم النتائج المتعلقة بالقضايا الجنسانية والإدماج الاجتماعي. وسيعزز نظام لتوليد ونشر المعلومات المتعلقة بالمناخ صمود نظم الإنتاج العائدة لأصحاب الحيازات الصغيرة. وسوف يسمح المسح الخاص بالأغذية ضمن برنامج النهوض بأنشطة الأعمال الزراعية لدى أصحاب الحيازات الصغيرة بمتابعة التقدم المحرز في مجال التغذية، وتوثيق الدروس المستفادة لتكرارها في سائر الحافظة.
- 52- ستقوم وحدات إدارة المشروعات بإجراء اجتماعات لاستعراض خطة العمل والميزانية السنوية، ومسوح للنتائج السنوية، واستعراضات للتقدم المحرز في التنفيذ كل سنتين، وحلقات عمل وطنية سنوية لتقاسم المعرفة بين أصحاب المصلحة. وسوف تستند النتائج والتقارير المرحلية الموجهة نحو التعلم إلى مدخلات من المستفيدين وشركاء التنفيذ باستخدام التكنولوجيات المناسبة. وسيتم استخدام التقارير المرحلية نصف السنوية لرصد النتائج وتقييم جميع المشروعات الاستثمارية.

سابعاً - إدارة المخاطر

الجدول 4

المخاطر وتدابير التخفيف

المخاطر	تصنيف المخاطر	تدابير التخفيف
<ul style="list-style-type: none"> • مخاطر البيئة السياسية/السياساتية: عدم اتساق السياسات وعدم كفاية الاستثمارات في البنية الأساسية الريفية التمكينية للتنمية الزراعية والريفية 	متوسطة	<ul style="list-style-type: none"> • الانخراط في حوار سياسات القطاع الزراعي، مع التركيز على مشاركة جميع أصحاب المصلحة (بما في ذلك القطاع الخاص والمزارعين الريفيين من أصحاب الحيازات الصغيرة).
<ul style="list-style-type: none"> • مخاطر اقتصادية كلية: معدل التضخم المعجل، وسعر الصرف غير المواتي، واستمرار إجهاد الديون المرتفع 	عالية	<ul style="list-style-type: none"> • الحوار بشأن الحاجة إلى بناء القدرة على الصمود في وجه الصدمات الخارجية عن طريق تنويع الاقتصاد من خلال النمو الذي تقوده الزراعة. وعلى المستوى التشغيلي، إعداد خطة العمل والميزانية السنوية على أساس عملة مستقرة.
<ul style="list-style-type: none"> • مخاطر القدرات المؤسسية: قدرة تنفيذ محلية منخفضة (مثل الإدارة النقدية والمالية، والتوريد الخاص بالسلع، والالتزام بتمكين النساء والشباب) 	عالية	<ul style="list-style-type: none"> • سوف تستخدم المشروعات الجديدة مرفق التنفيذ الأسرع لاستهلال المشروعات لدعم قدرات التنفيذ. وستدعم جميع البرامج الوكالات المنفذة ببناء القدرات على المستويات الوطنية واللامركزية إلى جانب اللجنة التوجيهية للمشروع.
<ul style="list-style-type: none"> • مخاطر السوق: قدرة محدودة على تقديم خدمات عالية الجودة للمزارعين أصحاب الحيازات الصغيرة، وعدم رغبة أصحاب المصلحة من القطاع الخاص في المشاركة في أنشطة البرنامج 	متوسطة	<ul style="list-style-type: none"> • بناء قدرات الجهات الفاعلة في سلاسل القيمة؛ وإشراك أصحاب المصلحة من القطاع الخاص في لجان توجيه المشروعات؛ وتحفيز المشاركة والابتكار من خلال المنح المقابلة.
<ul style="list-style-type: none"> • مخاطر ائتمانية: قيمة منخفضة مقابل المال بسبب عدم كفاءة تخصيص الموارد والتأخير في التنفيذ. وهناك ميل عام نحو الإفراط في الإنفاق على حلقات العمل، والتدريب، وبدل الإقامة اليومي. 	متوسطة	<ul style="list-style-type: none"> • ضمان الكفاءة والاستدامة المالية في مرحلة التصميم؛ واستعراض شامل لخطط العمل والميزانيات السنوية لضمان القيمة مقابل المال.
<ul style="list-style-type: none"> • مخاطر ائتمانية: تأخيرات كبيرة في التوريد بسبب عدم الامتثال للمبادئ التوجيهية الوطنية والمبادئ التوجيهية للتوريد في الصندوق 	عالية	<ul style="list-style-type: none"> • نظام تتبع عدم الاعتراض لتعزيز الامتثال والتنفيذ؛ ومواصلة الرصد وبناء القدرات لتوجيه عمليات التوريد.

<ul style="list-style-type: none"> • الزراعة الذكية مناخيا، والأصناف المقاومة للجفاف؛ وتحسين نشر نظم المعلومات المناخية؛ وحزم التأمين الزراعي؛ ودعم الصندوق الأخضر للمناخ من خلال مصرف التنمية الأفريقي. 	متوسطة	<ul style="list-style-type: none"> • مخاطر بيئية ومناخية: الجفاف وظواهر الطقس المتطرفة
<ul style="list-style-type: none"> • سيتم تنفيذ مدارس المزارعين الحقلية وغيرها من مبادرات بناء القدرات؛ وسيتم البحث عن أوجه التآزر مع الشركاء. 	متوسطة	<ul style="list-style-type: none"> • مخاطر اجتماعية: انخفاض مستويات محو الأمية لدى المزارعين، مما ينجم عنه اعتماد واستيعاب منخفضين للتكنولوجيات والنهج الجديدة

COSOP results management framework

Country strategy alignment <i>What is the country seeking to achieve?</i>	Related SDG UNDAF outcome	Key results for COSOP <i>How is IFAD going to contribute?</i>			
<p>Zambia National Agribusiness Development Strategy developed</p> <p>Number of kilometres of roads constructed, rehabilitated or upgraded (Number) Percentage of supported rural producers' organization members reporting new or improved services provided by their organization</p> <p>Percentage of persons/households reporting improved physical access to markets, processing and storage facilities</p> <p>Percentage of persons/households reporting using rural financial services</p> <p>Number of private sector Agribusiness Service Providers (ASPs) with enhanced capacity to deliver demand driven services in rural areas</p>		Strategic objectives <i>What will be different at the end of the COSOP period?</i>	Lending and non-lending activities* for the COSOP period	Outcome indicators** <i>How will the changes be measured?</i>	Milestone indicators <i>How will progress be tracked during COSOP implementation?</i>
	<p>SDG target 1.1, 1.2, 1.5</p> <p>SDG 2.3, 2.4, 2.5</p> <p>Zambia-United Nations Sustainable Development Partnership Framework (2016-2021)</p>	<p>Strategic Objective 1.</p> <p>Increased agricultural production, productivity and commercialization to strengthen the resilience of smallholder production systems and enhance nutrition and food security</p>	<ul style="list-style-type: none"> - Ongoing & Upcoming investment activities - Non-lending/non-project activities <p><u>Grants:</u></p> <ul style="list-style-type: none"> - CIMMYT: Enhancing Smallholder Wheat Productivity and Competitiveness to Reduce Wheat Import Bills in Rwanda and Zambia - McGill University : To enhance evidence-based management decision-making on nutrition-sensitive programming through the development and implementation of project-friendly metrics and technologies. - Agricultural Innovations in order to contribute effectively to the sustainability and resilience of agri-food systems and improved rural livelihoods 	<ul style="list-style-type: none"> - Households adopting environmentally, sustainable and climate resilient technologies and practices - Households increasing production & producing surplus for markets (crops/livestock/fisheries) - Improved post-harvest handling and value addition of agricultural produce - Women reporting improved dietary diversity 	<p>Number of hectares of land brought under climate-resilient management</p>
	<p><u>Pillar 2:</u> Environmentally Sustainable and Inclusive Economic Development</p> <p>Outcome 2.1: by 2021, productive sectors⁴⁵ expand income-earning opportunities that are decent and sustainable, especially for youths and women in the poorest areas</p>		<p><u>SSTC</u></p> <ul style="list-style-type: none"> - China-IFAD SSTC Facility 		<p>Number of households reporting adoption of new/improved inputs, technologies or practices</p>
					<p>Number of hectares of farmland under water-related infrastructure constructed/rehabilitated</p> <p>Percentage of women reporting improved dietary diversity (15–49 years of age have consumed at least five out of ten defined food groups the previous day or night)</p>

	<p>SDG 1.4 SDG 2A, 2C</p> <p>Zambia-United Nations Sustainable Development Partnership Framework (2016-2021)</p> <p><u>Pillar 2:</u> Environmentally Sustainable and Inclusive Economic Development</p> <p>Outcome 2.1: by 2021, productive sectors expand income-earning opportunities that are decent and sustainable, especially for youths and women in the poorest areas</p>	<p><u>Strategic Objective 2.</u></p> <p>Develop efficient agricultural value chains that increase the participation of smallholder farmers in markets, and create rural employment opportunities</p>	<p>- Lending/investment activities</p> <ul style="list-style-type: none"> • Ongoing <ul style="list-style-type: none"> ○ ESAPP ○ RUFEP • Indicative <ul style="list-style-type: none"> ○ BRAVA <p>- Non-lending/non-project activities</p> <p><u>CLPE</u></p> <ul style="list-style-type: none"> • Zambia National Agribusiness Development Strategy • Implementation of the National Agribusiness Development Strategy (ZNADS), • Implementation of the National Financial Sector Development Policy (NFSDP) and the National Financial Inclusion Strategy (NFIS) <p><u>SSTC</u></p> <ul style="list-style-type: none"> • China-IFAD SSTC Facility <p><u>Grants</u></p> <p>- NEPAD: Strengthening Opportunities for Rural Youth Employment and Entrepreneurship in Africa</p>	<p>- Policy and institutional environment enhanced for agribusiness development</p> <p>- Rural enterprises reporting increase in profit</p> <p>- Operational & sustainable productive and commercial partnerships between smallholder and agribusinesses</p>	<p>Zambia National Agribusiness Development Strategy developed</p> <p>Number of kilometres of roads constructed, rehabilitated or upgraded</p> <p>(Number) Percentage of supported rural producers' organization members reporting new or improved services provided by their organization</p> <p>Percentage of persons/households reporting improved physical access to markets, processing and storage facilities</p> <p>Percentage of persons/households reporting using rural financial services</p> <p>Number of private sector Agribusiness Service Providers (ASPs) with enhanced capacity to deliver demand driven services in rural areas</p>
--	--	--	---	--	--

Transition scenarios

The purpose of this Appendix is to offer an understanding of likely and possible country trajectories and to identify the possible implications of these for IFAD's country programme, over the COSOP period.

Table 1

Projections for key macroeconomic and demographic variables

Case	Base [Current Policies (CP) Scenario]	High [Adjustment Policies (AP) Scenario]
Av. GDP growth (2018-2022)	4.5%	5.2%
GDP/capita ²⁸	USD 1,646 (2017)	USD 1,722.10
Public debt (% of GDP) (2018-2022)	62.6 (2018, CP Scenario)	63.1
Debt service to revenue ratio	17.6	14.0
Inflation rate (%)	8.0 (2018, CP Scenario)	8.0
Rural population	Current: 9.7M inhabitants (WB 2017) (end of COSOP period): 11.14M ²⁹ Annual growth rate: 1.95% (2018-2022)	
Private sector enabling environment	4/6 <ul style="list-style-type: none"> • WB Doing Business: ranked 87th out of 190 countries. • According to the IMF Article IV, GoZ has already initiated measures towards improving the business climate by (i) taking advantage of potential market from neighbouring countries with maize deficits; (ii) introducing a law on the use of movable collateral to increase access to finance; and (iii) improving in energy supply, transportation infrastructure, and transparency in petroleum product procurement and pricing. 	
Vulnerability to shocks	3.5/6 <ul style="list-style-type: none"> • Zambian economy remains highly vulnerable to exogenous shocks, including volatile global financial conditions, fluctuations in the world copper price, and droughts. According to the IMF, the occurrence of these risks could impact investors' sentiment, resulting in capital outflows and much slower growth as well as higher inflation than indicated under the baseline scenario. 	

There are two foreseen scenarios for the medium-term economic outlook:

→ First Scenario: **Baseline** i.e. with current policies remaining unchanged

- GoZ will pursue a more stepwise fiscal consolidation policy compared to the 2017 budget, including a larger public investment plan funded by external loans.
- Domestic borrowing needs additional financing, especially to cover GoZ's contribution to projects financed mainly with external resources.

²⁸ Source: <https://tradingeconomics.com/zambia/gdp-per-capita>

²⁹ UN DESA – Population Division 2017

- The Present Value (PV) of external debt-to-GDP ratio breaches its threshold (40%) during 2019-23, while the PV of debt service to revenue ratio breaches its threshold (20%) in 2022 and 2024 when Eurobonds will mature.
- Sensitivity analyses indicate that all indicators breach relevant thresholds towards shocks related to export earnings, growth and the exchange rate.

→ Second Scenario i.e. with adjustments in policies

- This would imply, the GoZ prioritizing infrastructure projects, in line with absorptive capacity and being watchful of needing to substantially improve public debt indicators.
- Debt dynamics are expected to improve substantially. The PV of external debt-to-GDP would remain below the 40% threshold throughout the projection horizon, but the debt-service-to-revenue ratio would temporarily breach the threshold in years when Eurobonds mature.
- Growth is projected to be higher than in the first scenario due to government borrowing crowding-out lending to the private sector, slower pace of clearance of government arrears, and lower non-mining private investment.
- Nevertheless, inflation is expected to be slightly higher over the medium-term in the baseline scenario, due to delays in fiscal consolidation and larger depreciation pressures on the exchange rate.
- The Debt Sustainability Analysis³⁰ (DSA) indicates that Zambia would return to a moderate risk rating if GoZ restrains non-concessional borrowing and implements measures to achieve the fiscal consolidation path consistent with the adjustment policies scenario.

Risks to the medium-term outlook. The IMF states that delayed fiscal adjustment would increase the risks of an unsustainable debt path and capital flow reversal. As Zambia is **still at high risk of debt distress**, a sharp domestic debt rising would crowd-out credit to the private sector, harming growth. According to the Economic Intelligence Unit, economic policies could be inconsistent, with sudden changes to the regulatory environment as the government attempts to cover spending needs. Deep recurrent spending cuts could occur during the COSOP period. This might result in rising political tensions in the country and further, deter investment and growth.

It appears that **the most likely scenario would actually fall midway between the baseline scenario and the adjustment policies scenarios**. The WB corroborates this projection, which was supported by a Systematic Country Diagnosis³¹ in March 2018.

Projected Implications for IFAD's Country programme

(a) *Lending terms and conditions*³²

- Zambia is transitioning to blend terms through the phasing-out/phasing-in mechanism (EB 2018/125/R.7/Add.1), which implies a gradual transition towards the less concessional terms, which could most likely occur during the COSOP period. If the country implements the second scenario (Adjustment Policies), the GoZ should be able to continue borrowing from less concessional terms.
- However, if current policies continue to remain unchanged during the COSOP period, the country will continue to remain in at high risk of debt distress and will need to significantly reduce external borrowing.

(b) *PBAS allocation*³³

³⁰ A DSA Update was issued in April 2015 in the context of the last (2015) Article IV consultation (IMF Country Report No. 15/152). Zambia's three-year average score of the Country Policy and Institutional Assessment (CPIA) for 2014–16 was 3.38, which is within the band for medium performance. Therefore, the current DSA uses the policy-dependent thresholds for medium policy performers.

³¹ Source: <http://documents.worldbank.org/curated/en/290011522954283481/pdf/Zambia-SCD-March-29-Final-04022018.pdf>

³² Nota bene: IFAD's lending terms to Zambia changed from Highly concessional in 2018 to blend in 2019.

- In line with the projected implications for the lending terms and conditions, if the country does not move to the second scenario, it is probable that the country may decide not to use its entire PBAS allocation for IFAD11. Moreover, the country could be prevented from borrowing even at concessional terms, if it is unable to address its high debt distress.

(c) *COSOP Priorities and Products*

- Actions towards the ownership of projects will be fundamental to promote the programme's sustainability at its early stages.
- If the country remains in the baseline scenario (i.e. no adjustment of policies), it is possible that the country may not request investment projects from IFAD, notably if the country's lending terms become less concessional. However, it is not deemed that the COSOP priorities would change and thus policy engagement could be pursued within the COSOP's currently defined strategic objectives.

(d) *Cofinancing opportunities and partnerships*

- Given that the WB currently assigns 18% of its country portfolio to agriculture infrastructure. This presents a strong co-financing opportunity for IFAD, which should and will be explored throughout COSOP implementation.
- Findings from the recent IMF mission³⁴ may contribute to straining relationships between Zambia and external investors, potentially leading to issues in developing co-financing partnerships. A strong assessment of the COSOP's partners will be important to ensure a successful implementation of its activities.

³³ Considering that the PBAS allocation is also affected by project performance and RSP, and ensuring consistency between this and the COSOP main text on the financing framework

³⁴ The IMF visited the country in November 2018 and put the provision of a new loan on hold.

Agricultural and rural sector issues

<i>Priority Areas</i>	<i>Target Groups</i>	<i>Main Issues</i>	<i>Actions To Be Undertaken</i>
<p>1. Increasing smallholder productivity and income for improved livelihood</p>	<p>-Smallholders farmers - Small-scale artisanal fishermen and with limited production assets and adopting poor farming techniques</p>	<ul style="list-style-type: none"> • Low production and productivity; mainly subsistence agriculture • limited access to affordable agricultural credit and sustainable financial services; • Farming families in rural Zambia use mainly Rudimentary tools/fishing equipment and have access to limited use of agricultural inputs and technology. • Have limited incomes and are prone to Food insecurity and malnutrition • Poor access to extension and other support services as well as knowledge, thus lack proper crop rotation and diversification of crops. • Limited access to markets • Limited access to credit and other financial services and poor management of existing financial services -Rural Agricultural Livelihoods Survey, in 2011 only 13 percent of Zambian smallholders had access to credit. • Occasional droughts and floods increased the vulnerability of disadvantaged farming groups. • low value addition and low storage facilities as well as low agro-processing leading to 	<ul style="list-style-type: none"> • Reinforce the provision of technical assistance and extension services. And training through FFSs, and BDS (Business Development services • Improve crop management practices • Promote animal traction whenever possible; • Improved Access to financial products that enable producers to invest in modern equipment, inputs and technologies for greater output • Improve access to markets, by the construction of roads and market facilities. • Improve Public-private partnership for to improve on the availability of agricultural inputs and finance • Support institutional development of producers' organisations. • Increase investment in research and development as well as strengthen linkages between research and extension services • Enhance information flow to understand and evaluate markets. • Investment in infrastructure such as dams, electricity and access roads <p>For Livestock;</p> <ul style="list-style-type: none"> • Increase investment in areas such as pasture

Priority Areas	Target Groups	Main Issues	Actions To Be Undertaken
		<p>poor grades and standards;</p> <ul style="list-style-type: none"> • high prevalence of pests and diseases in crops, fish and livestock; • Poor rural infrastructures, poor road networks and low meccanization • low resilience to the effects of climate change • Subsidised inputs crowd out the private sector deliveries and discourage investments in new private fertiliser sales networks. • Misallocation and inefficiencies in usage does not encourage sustainable fertiliser use. • High post-harvest losses due to poor harvesting, and handling as well was lack of processing equipment • Powerlessness and social economic and political marginalisation 	<p>production including irrigation, animal husbandry, and animal nutrition. Improve technical knowledge, and use of selected low performing breeding stock; Fight against losses due to animal diseases.</p> <p>For Fisheries</p> <ul style="list-style-type: none"> • Establishment of fisheries management areas and fisheries management committees; • Assist in the development of public awareness and conducive policies on inland fisheries at the national level • The regulation of commercial fishing • dwindling water resources due to climate change • The establishment of Fisheries and Aquaculture Development Fund (SNAP 2016). To Take over from NAIP).
2. Promoting agricultural diversity and aquaculture	Rural producers with interest and prior experience, in aquaculture especially youths and women.	<ul style="list-style-type: none"> • Apiculture and aquaculture can become a viable means of providing income and quality protein for rural household consumption due to the sale of surplus products considering the shortage of fish in Zambia. • Small numbers of small scale fish farmers; • Lack of quality fingerlings; • high financing and feed costs • limited access to credit and finance, lack 	<ul style="list-style-type: none"> • Assist in technical training of these farmers through farmer`s field school. • Development of public awareness and conducive policies on aquaculture at the national level; • Support market chains and infrastructure for production, conservation and commercialization of these products;

Priority Areas	Target Groups	Main Issues	Actions To Be Undertaken
		<p>of fish storage facilities,</p> <ul style="list-style-type: none"> • weak institutional arrangements and regulatory frameworks, conflicting legal frameworks, limited public resources • Aquaculture if properly developed will reduce unemployment and rural poverty. 	
3. Enhancing advisory/business development services	Smallholders farmers, small scale aquaculture, Small-scale artisanal fishers	<ul style="list-style-type: none"> • Persistence with ineffective extension and research linkages and unsustainable extension methods, centered on agricultural production; • To some extent, top down, scientific/technocratic approach, not aligned to farmers' needs or the realities of household finances and markets; • Inadequate demonstration, dissemination focus on rainfed subsistence agriculture and smallholder livestock systems • Little link between extension and research • No real farmer voice in services provision • Absence of effective research-extension-farmer relationships 	<ul style="list-style-type: none"> • Enforce reform policy: province, district extension ethos and capability; • Re-orient extension to community focus with locally resident farmer and women promoters/resource persons; • Upgrade local public sector service provision capacity/communication; • Facilitate, support and optimize the provision of support services by private sectors, farmers' organizations and NGOs through outsourcing/contract services; • Empower farmer groups/associations to link to service decision makers; • Intensify dialogue on research and means of dissemination; • Focus on farmer defined subjects, including socioeconomic/market aspects; • Emphasize information, communications and marketing advisory services
4. Environment, climate change and natural resource	Farming, livestock and fishing, aquaculture communities	<ul style="list-style-type: none"> • Vulnerability to extreme weather events e.g. drought with intermittent floods in some areas. • Degradation of water and land resources, 	<ul style="list-style-type: none"> • Promote climate smart land and resources utilization and management techniques. • Rehabilitated degraded land and water

<i>Priority Areas</i>	<i>Target Groups</i>	<i>Main Issues</i>	<i>Actions To Be Undertaken</i>
management		<p>deforestation</p> <ul style="list-style-type: none"> • Area based vulnerabilities – Some areas much more prone to droughts and floods, poor soils such as due to acidity, declining soil fertility, etc. • Vulnerability also a function of weak human capital characteristics – skills and knowledge to address risk. • Environmental pollution <ul style="list-style-type: none"> • Food contamination • Inadequate early warning systems on climate change, weather and climate information. • Low environment and climate risks awareness and compensations. • Inadequate policy and institutional coordination. • Insufficient extension services and technical capacity. • Social risks such as exacerbated poverty, conflicts and gender inequalities. 	<p>resources.</p> <ul style="list-style-type: none"> • Monitor and control environmental pollution; • Promote integrated pest and disease management approaches. • Invest in early warning systems, weather and climate information dissemination. • Promote awareness creation on environment and climate risks and their mitigation at national and local levels. • Promote better preparedness for Natural Disaster and strategies for environmental risks • Develop ability to forecast policy impacts and macroeconomic shocks on different social groups and the design of adequate mitigation measures. • Improve policy dialogues and institutional coordination at national and local levels. • Build or strengthen technical capacity and expand climate smart extension locally and nationally. • Develop strategies to manage social risks. • Climate change assessment mechanism should be developed to study price and yield risks facing smallholder farmers, and innovations that reduce transaction costs and spread risks – examples are index-based insurance and commodity price hedging – must be adopted more widely. • Index-based insurance can cover smallholder farmers against weather-related losses more effectively than the current fiscally burdensome mechanisms for

Priority Areas	Target Groups	Main Issues	Actions To Be Undertaken
			<p>responding to natural disasters. By promoting partnerships with development partners, IFAD could help the Government to design and test mechanisms to deal with the above-mentioned risks in rural areas.</p> <ul style="list-style-type: none"> • S3P, for example, is promoting conservation agriculture as one of the means to reduce the vulnerability of farmers to weather variations. • introduce agricultural insurance services such as weather index-based insurance (WII) • Promote conservation farming tailored to specific agro-ecological conditions, and include aspects with more long-term impacts such as agroforestry technologies. • Facilitate better access to fertiliser, lime and hybrid seeds through access to financial services and cash income (off season agricultural production, off-farm enterprises, small livestock).
5. Gender, youths and social inclusion	Women, women headed households, youths and other vulnerable groups	<ul style="list-style-type: none"> • Inadequate representation of women and their interests in producers' groups and management committees; • High illiteracy rates • Limited opportunities for livelihood diversification and profitable activities; • Limited access to agricultural support services and to land • Traditional gender ideologies and stereotypes Constrain women's mobility and 	<ul style="list-style-type: none"> • Implement gender sensitive poverty reduction initiatives. • Provide female vocational/literacy training including marketing/business • Promote women in leadership positions and representation of their interests in rural organizations • Promote livelihoods diversification by improving women's participation in trading/processing; • Assist women to gain and maintain access to

Priority Areas	Target Groups	Main Issues	Actions To Be Undertaken
		<p>access/ownership of means of production</p> <ul style="list-style-type: none"> • Lesser access to education and health • Poverty highest in female headed HHs and households headed by old people as well as households furthest from markets and social facilities (schools, clinics) 	<p>productive resources</p> <ul style="list-style-type: none"> • Develop inclusive approaches to develop access to services • Ensure strong women participation in policy mechanism and the formulation of land law.
<p>6. Reducing rural poverty and malnutrition</p>	<p>Rural poor households with particular focus on women and children. Especially those affected by <i>El-Nino</i> weather pattern</p>	<ul style="list-style-type: none"> • Zambia's economic situation has improved in the last decade driven by the economic and public sector reforms initiated in the 1990s and propelled by rising copper prices. Economic growth was around 6% per annum during the latter half of the 2000s. However, poverty levels have remained high, especially in rural areas (77% of the population is poor) as compared to urban areas with 23 % of population. This has a higher impact on the predominantly rural provinces. With the highest in poverty being felt in the Western Province (73 percent), followed by Luapula Province (67.7 percent) and Northwestern Province (67.6 percent). • HIV AIDS is one of the main causes of poverty with prevalence rate being high at 13%. This is aggravated by recurrence of droughts and floods. High levels of food and nutrition insecurity, particularly in rural areas, with 40% children being stunted. • Prices of staple food have increased as a result of shortage of local products and limited importation due to scarcity in foreign currency due to drop of copper prices 	<ul style="list-style-type: none"> • Promote transformation of smallholder farmers from subsistence to more commercial units. • Promote commodities of significant importance to smallholders in general and women farmers in particular. • Promote investment in rural infrastructure – particularly rural roads. • Promote and support the diversification of rural production; • Partner with relevant Zambia ministries, FAO, World Bank, UNICEF and local NGOs, to support improved production, nutritional education, food diversification, conservation and distribution as well as marketing. • Work with partners and government to reduce risks due to effects of climate change.
<p>7. Strengthening rural farmer organizations</p>	<p>Rural groups participating in FFSs, WUA and</p>	<ul style="list-style-type: none"> • Many existing farmer associations and agricultural service cooperatives lack 	<ul style="list-style-type: none"> • Strengthen farmer organizations' institutional capacity through intensive training and technical assistance

Priority Areas	Target Groups	Main Issues	Actions To Be Undertaken
for efficient and sustainable development.	agricultural service cooperatives	<p>institutional capacity to mobilize locally-available resources to create better farming and marketing conditions for their members; They have been dependent on government and foreign donors to sustain their registration and normal functioning.</p> <ul style="list-style-type: none"> • With weak managerial capacity and lack of internal control, many farmer organizations are found to be inefficient in terms of recovering bank loans, normally stated-subsidized, to negotiate and honor contract terms celebrated with input suppliers and buyers of agricultural products 	<p>provided by FAO, specialized NGOs and private consulting groups;</p> <ul style="list-style-type: none"> • Assist FOs in developing production plans based on available market information; • Encourage formal links with agribusiness firms for an out-grower scheme and access to input and output markets; • Develop the culture of savings and provision of rural financial services with support from NGOs and banks; • Promote communal and municipal federations to achieve scale, economic and financial viability; • Encourage professional management of physical assets (warehouses, tractors, trucks, irrigation schemes)
8. Poverty and HIV/AIDS	Rural communities	<ul style="list-style-type: none"> • High rates of HIV/AIDS transmission; • Inaccessibility to health facilities and ineffective STI treatment and prevention services. • Poor access to basic services and social infrastructures. • HIV/AIDS orphans. 	<ul style="list-style-type: none"> • Information Education and Communication aimed at HIV prevention. • Improving access to health services and social infrastructures.

<i>Priority Areas</i>	<i>Target Groups</i>	<i>Main Issues</i>	<i>Actions To Be Undertaken</i>
9. Access to Market and trading and participation in agricultural value chains	Smallholders Small-scale artisanal fishers and aquaculture private sector aggregators, processors, Agribusiness	<ul style="list-style-type: none"> • Inadequate market infrastructure: storage, collection/bulking centres, feeder roads and irrigation schemes. • Markets are generally distant from some smallholder farmers and uncompetitive. • • Absence of contract loyalty/credit repayment culture among small farmers. • Low purchasing power of local consumers, local market volumes. • • Limited availability/access to financial services. • limited skills in post-harvest, value-adding and agro-processing activities. • Poor access to input due to distance, limited competition and low crop/fish catch value • ABM which should support private sector has no policy framework and strategy and service delivery systems yet to be fully developed; it does not yet have sufficient professional and technical staff (some assigned to the FSP on a full-time basis) with competencies to support development of a competitive agribusiness sector; and many need to be equipped with the necessary skills to support agribusiness. • Opportunities for PPPs for agriculture service delivery not sufficiently exploited. • Policy uncertainty for example: export bans of maize, import tariffs and quotas; prices at which FRA will buy and sell, affects the efficient operation of the private sector. It creates risk, 	<ul style="list-style-type: none"> • Disseminate market information and encourage relations between farmer organizations and agribusiness through written trade contracts; • Promote post-harvest handling and conservation to reduce product spoilage/merchandise losses through training, technical assistance and private investment in post-harvest handling • Improve roads network, local marketing facilities (via group/private sector) • Encourage competition and exchange visits between traders and linkages between farmers groups and associations of buyers; • Promote community market information centres and radio communications • -Promote transport improvement • Introduce quality control and packaging as part of group activities. • Encourage more lobbying and dialoguing with government • Develop strategic policies and legal framework and promote and support innovative approaches in rural finance through the RUFEP project • Facilitate greater outreach and capacity building of banks and other intermediaries' bodies and support institutions • Introduce financial awareness and control principles in farmers group trainings • Support GRZ to build policy and planning machinery to ensure coordinated rural commercialisation process. • Support policy dialogue on how to ensure sector

Priority Areas	Target Groups	Main Issues	Actions To Be Undertaken
		<p>acts as disincentive to invest in output and inputs markets.</p> <ul style="list-style-type: none"> • Market information limited, not easily accessible to small producers on time • Local transport for produce not easily available and are very expensive • Product quality generally below international standards • Policies and regulations not supportive to free and dynamic markets • Lack of harmonised policy in rural finance sector • Limited accessibility and availability to production credit due to lack of collateral • Lack of good management system of risks of credits • High cost of rural finance services; • Limited capacity of farmer based organizations to bargain and negotiate. • Lack of skills in post-harvest, value-adding and agro-processing activities. • Limited capability to identify/exploit value chain opportunities. 	<p>funding is according to sector priorities.</p> <ul style="list-style-type: none"> • Support reinvigoration of research and extension services through increased budgetary allocation. • Strengthen MOA ABM to be able efficiently to play its public sector role in the private sector-led agribusiness agenda, and build capacity of ABM staff in the Districts and Provinces. • Promote private sector/NGO partnerships, and their provision of services, in tandem with public services
10. Input supply and credit	Smallholders Small-scale artisanal fishers Traders	<ul style="list-style-type: none"> • Poor access to input due to distance, limited competition and low crop/fish catch value • Market information limited, not easily accessible to small producers 	<ul style="list-style-type: none"> • Improve roads network, local marketing facilities (via group/private sector) • Encourage competition and exchange visits between traders and linkages between farmers groups and associations of buyers;

Priority Areas	Target Groups	Main Issues	Actions To Be Undertaken
	Agribusiness	<ul style="list-style-type: none"> Local transport for produce not easily available and are very expensive Product quality generally below international standards Policies and regulations not supportive to free and dynamic markets Lack of harmonised policy in rural finance sector Limited accessibility and availability to production credit due too lack of collateral 	<ul style="list-style-type: none"> Promote community market information centres and radio communications Promote transport improvement Introduce quality control and packaging as part of group activities. Encourage more lobbying and dialoguing with government Develop strategic policies and legal framework and promote and support innovative approaches in rural finance through the RUFEP project Facilitate greater outreach and capacity building of banks and other intermediaries' bodies and support institutions Introduce financial awareness and control principles in farmers group trainings
11. Improved agricultural infrastructure	Small holder farmers and other agricultural stakeholders (transporters and buyer, processors, sellers etc.)	<ul style="list-style-type: none"> lacks financial resources to expand and maintain provincial and district road networks. Difficulties in circulation of people and goods. Due to occasional droughts and floods, there is need for has been an increasingly felt need for the rehabilitation and construction of village-based irrigation schemes to diversify and increase food production and to improve commercialization of both inputs and outputs 	<ul style="list-style-type: none"> Support the construction, rehabilitation and regular maintenance, at municipal and communal levels, of secondary and tertiary roads, bridges, and irrigation infrastructure; Assist the GRZ to develop fiscal policies that would allow municipal administrations collect revenues for the maintenance of communal infrastructure; Promote community participation in the maintenance of village-based roads, bridges, drainage and irrigation systems, water supply, education and health facilities
12. Promoting enabling policies for farming families	GRZ institutions dealing with small holder agricultural development	<ul style="list-style-type: none"> Only 6.6% of national budget allocated for agriculture far below the 10% recommended by the African Union platform for agriculture (CADAAP), supported by the UN. 	<ul style="list-style-type: none"> Encourage the GRZ to increase, gradually, the allocation of its annual budget to investment in agriculture; Assist the GRZ to develop livestock policies aimed at

Priority Areas	Target Groups	Main Issues	Actions To Be Undertaken
		<ul style="list-style-type: none"> • Lack of livestock policy • Limited enabling environment for private sector developments. • limited policy consistency • Low level of agricultural productivity and high transaction cost of commercialized inputs and local products are an impediment to further private investment in agriculture as Zambia producers are, at the present circumstance, unable to compete with foods imported from developed economies, mostly subsidized by respective governments. 	supporting, further, local production and discourage importation of staple foods and livestock.
13. Promoting improved commercialization of agricultural surplus	Marketed-oriented smallholders with access to both rain-fed and irrigation schemes	<ul style="list-style-type: none"> • More than 80% of agricultural products are marketed through informal traders with unpredictable practices of product pricing and measurement. • Production of fresh products not planned by smallholders, causing excess of surplus and scarcity of perishable and non-perishable products in different period 	<ul style="list-style-type: none"> • Disseminate market information and encourage relations between farmer organizations and agribusiness through written trade contracts; • Promote post-harvest handling and conservation to reduce product spoilage/merchandise losses through training, technical assistance and private investment in post-harvest handling

SECAP Background Study

Executive summary

1. Zambia's economic growth in the last decade has not resulted in improved food security and nutrition for the population especially for rural smallholders. Gender inequalities persist with the socio-economic situation of women remaining very weak. Though women are a slight majority in the population (at 51% of the population), they are more likely than men to be poor and illiterate and they usually have lower access to medical care, property ownership, credit, training and employment. Distribution of income among men and women is disproportionate, with men owning all major means of production such as land, livestock and financial capital, while women provide most of the labour.

2. About 65% of the Zambian population is below the age of 25 years, indicating that the country has a young population. The youths in rural areas are informally employed in subsistence agriculture and are involved in family-based livelihood activities such as handicraft, fishing, or petty trading. Unemployment is much higher amongst the youths. Almost all Zambian youth have had some schooling but still more than one-third (38.1%) had either no education or left school at an early age before completion in 2014. Young women were more likely to remain without an education than young men.

3. Approximately 40% of Zambian children under five suffer from stunting, 6% from wasting and about 53% are anaemic. The consumption patterns and micronutrients intake are highly seasonal, especially in rural areas. For this reason, micronutrient deficiencies remain high, 33.7% of women of child-bearing age are anaemic. The shortage of micronutrients in diets limits growth, weakens immunity, cause nutrition related diseases and increases mortality. At the same time, Zambia has a growing prevalence of overweight and obesity in adults as well as children under five years of age, respectively 6.2% and 6.5% in 2017. Educating women and girls is a good way to impact nutrition by providing skills allowing them to increase their income. As nutrition is multi-sectoral, strategies to improve nutrition outcomes should seek the contribution of relevant disciplines. Addressing malnutrition will require solutions that are adapted to different nutritional problems and the underlying causes in their specificities .

4. An estimated 34% of Zambia's total land is agricultural, with about 3% of it under irrigation. Over half of total land is classified as forest (57%), and deforestation is occurring at a rate of 1% annually. A significant proportion of the total land (40%) is identified as protected areas, which includes forests, parks, and game reserves. Zambia's farming households are predominantly small-scale farmers (82%), cultivating five hectares or less of rainfed land. Zambia is abundantly-endowed with water resources. However, rainfall variation from the south to north, makes river flows experience seasonal variations. Agriculture is therefore the main user of water. The main water challenges in Zambia include the uneven water resources distribution across the country, high climatic variability made worse by climate change and the rapid growth of water demand for agriculture and hydropower.

5. Average annual temperature in Zambia has increased by +0.06°C per decade between 1901 and 2013, which was stronger over the last 30 years (+0.09°C per decade). The warming has been more rapid in the cool and dry season. In terms of rainfall, over the same 113-years period no substantial change in precipitation was observed. However, over the last 30 years there was a large significant precipitation increase (+15%/30yrs). 38. The future trends in the country are towards a higher average temperature, a possible decrease in total rainfall, and some indication of heavy events of rainfall. An assessment of potential climate impacts shows that they will seriously undermine the efforts to improve the livelihoods of Zambians if left unaddressed. The negative impacts of climate change will be felt on key economic sectors including water, agriculture, forestry, wildlife, tourism, mining, energy, infrastructure and health. Zambia's Nationally Determined Contributions (NDC) therefore includes both mitigation and adaptation

components aimed at reducing the GHG emissions and build resilience based on national circumstances.

6. Building on the lessons learnt and poverty dynamics in the country, the targeting strategy is designed to address the needs of the different strata in the rural areas, the COSOP will continue using the bottom-top approach that is compatible with the reduction of poverty, food security and malnutrition; promotes the inclusion of rural poor households and marginalized groups into remunerative activities along agriculture value chains; and builds the resilience of communities to cope with climate shocks. In doing so, activities will build on the positive results gained through the execution of previous projects relying on partnerships already developed, while strengthening their approach for further sustainability.

7. In consideration of the gender gaps identified and following the COSOP completion Report of 2018, that rated the gender mainstreaming in IFAD projects as moderately satisfactory with insufficient empowering measures for women. IFAD targeting tools will be used to target poorer rural people to benefit from emerging market opportunities especially access to micro-finance (matching grants) for women; develop women's skills in community organisation and planning, sustainable land management and entrepreneurship. Educating women and men in communities and households about ownership and inheritance rights, including land ownership. IFAD interventions will conduct gender awareness at a community level and set up women's self-help groups for knowledge-sharing on conservation farming, good agricultural practices and value chain development.

8. The outlined priorities for youth will be aimed at creating decent employment and strengthening youth representation and voice. Such priorities will include: i) financial education and literacy & development of youth-friendly products; ii) opportunities for high-potential production in high value, short cycle crops e.g. coffee, maize, wheat, tea, cotton, sugar etc.; iii) access to modern technologies and -business opportunities along the value chain e.g. extension service support, aggregation, and transportation; iv) access to and control over resources and benefits of agriculture support services; v) opportunities to participate in associations, and cooperatives; and vi) opportunities for engaging in petty trading and small business ventures. Implementation of youth-related priorities will be guided by the corporate Rural Youth Action Plan (2018).

9. IFAD targets the poor and most vulnerable households in rural areas, allowing the reach of nutritionally vulnerable groups, specifically those living in rural areas where all forms of malnutrition show a higher prevalence. Using nutrition sensitive programs that have specifically nutrition objectives, activities and indicators, IFAD would support the Zambian government to ensure that acceptable, diverse, nutritious and safe foods adequate to meet the dietary needs of people of all ages, are available and affordable at all times.

10. The mainstreaming agenda provides opportunities for co-financing from various environment and climate funds. The climate change adaptation activities will focus on improving the risk analysis particularly along prioritised value chains, building capacity in climate risk management for the smallholders and advisory teams in the different Government agencies, promoting climate resilient agricultural practices such as soil and water conservation, conservation agriculture techniques and constructing climate resilient infrastructure. The climate resilient agriculture practices such as conservation agriculture techniques will result in mitigation co-benefits that will be supplemented with the promotion of renewable energy sources for agricultural processing and value addition activities.

Introduction

1. This SECAP preparatory study considers (i) the specific context (including sector and wider institutional and legislative framework and its alternatives) in which the country programme is

likely to be implemented, and (ii) the likely implications for IFAD's work. The study is based on a review of the key pertinent documents and consultation with relevant stakeholders. It uses mainly secondary information and was undertaken during the development of the COSOP.

2. The study is divided into three parts that start with a situational analysis of the social, environmental and climate change context, which is followed by an analysis of the policy and regulatory frameworks and concludes with strategic recommendations. The social assessment profiles the target groups and outlines the main elements of the targeting and gender strategies to facilitate social inclusion, gender equality and the social and economic empowerment of identified target groups. It adopts a holistic approach from the youth perspective that includes the economic, social, and political dimensions to address the full potential of young people. This entails identifying what will attract and motivate young people, enhance social capital and forms of social aggregations for the youth and empower them by providing for institutional spaces and decision making roles for livelihood activities identified by them. It also follows the principles of mainstreaming nutrition in RB-COSOPS.

3. The study provides the analytical underpinning for environmental sustainability through the provision of options to support outcome –driven national development strategies and systems on Environment and Natural Resources Management. It also supports efforts to systematically respond to increasing demands in addressing the adverse impacts of climate change and potential contributions to mitigation efforts through an analysis of the key challenges, root causes and providing options to enhance the resilience of the target beneficiaries.

Part 1 - Situational analysis and main challenges

1.1 Socio-economic situation and underlying causes

4. **Gender.** Despite efforts made in integrating gender in the Government policies and strategies, gender inequalities persist with the socio-economic situation of women remaining very weak. Zambia ranked 18th out of 52 countries following the 2015 Africa gender equality index³⁵. With relatively lower performance on human development where it ranked 29th and in laws and institutions where it ranked 23rd. The female HDI value for Zambia is 0.555 in contrast with 0.601 for males. Women have faced under-representation in formal politics for many years, which negatively affects their voice in the country's decision-making bodies (Human Development Report, 2015). Only 25.8% of adult women have achieved some level of secondary schooling – compared with 44.0% of their male counterparts and their representation in decision making still remains low; in Parliament, only 12.6 % of the members are women.

5. The living conditions monitoring survey of 2015 reveals that 51% of the population of Zambia is made up by women. However, despite being the majority, women are more likely than men to be poor and illiterate and they usually have lower access to medical care, property ownership, credit, training and employment. The overall poverty levels among households with female heads was 78.9% compared to 76% among households with male heads. The RAL survey (2015) shows that the proportion of households hiring labour across all agricultural value chain activities (e.g. land clearing, manual tillage, manual weeding, harvesting, shelling and packing) was found to be higher among households headed by males than those headed by females.

6. Distribution of income among men and women is disproportionate, with men owning all major means of production such as land, livestock and financial capital, while women provide most of the labour. Women in rural Zambia are actively engaged in agriculture and are also active in trade. In 2008, 47% of males were engaged in agriculture, forestry and fishing, compared to 52.3% female. Again, 54.3% females were engaged with sales of food crops compared to 45.7% of males³⁶. In addition to maize, women smallholder farmers predominantly engage in growing

³⁵ African development Bank Group report

³⁶ Ibid.

legumes, like groundnuts (54.7%), common beans (14%) and soybean (4.5%) as well as rearing of small livestock, like goats (26.8%), village chicken (81.9%) and pigs (14.5%), for both food and income security. Women-headed households have lower incomes compared to those headed by men. However, these women play a significant role in the cultivation of crops, conservation, transformation, storage and marketing of food crops. They are the principal concerns as far as family welfare and nutritional security are concerned.

7. In addition to these discriminations related to access to basic resources and services (land, education, health etc.) women also face violence, where almost 30% of girls aged 15-19 have experienced physical or sexual violence from a husband or partner, which violates the fundamental rights of freedom from violence, or any form of abuse or discrimination (UNFP, 2016).

8. The HIV epidemic in Zambia is a generalised and mature epidemic within the population. About 13 % of Zambian population aged 15 to 49 is HIV positive (15% of women and 11% of men), with the highest prevalence in Copperbelt (18%) and the lowest in Muchinga (6%). HIV prevalence by age shows that the most affected are between the ages of 30-45 which constitute the main work force. HIV affects the output of women who participate in all household farming activities and household chores. There is also a high rate of early marriage with 42% of women aged 20-24 married before 18 years of age. Also, only, 13% of Zambian women use family planning. This coupled with the prevalence of undernourishment, have a negative impact on their health and agricultural production.

9. In terms of food availability and nutrition, Zambia was one of the severely affected countries by the last El Niño event that had devastating effects in Southern Africa. Despite producing a cereal surplus, food prices were 66% above the 5-year average and 6% of the population was food insecure (RIASCO, 2016). Again, the lack of ownership access, and control of livelihood assets, and the effect of HIV AIDS, and illiteracy negatively affect women's food production and increase their food insecurity. This generally affects the whole family that is men, women and children. In general, women's role in *food utilization* for food security is critical as they are typically responsible for food processing and preparation and therefore are crucial to the dietary diversity of their household and overall nutrition status of the family.

10. The Seventh National Development Plan (2017- 2021) promotes climate-resilient agriculture practices and adaptation to climate change through climate-proofing livelihoods (MNDP 2016). Although climate change impacts on land resources and food availability in general, men and women perceive them differently³⁷. While women perceive droughts in terms of water shortage for domestic use, men tend to perceive it in terms of lack of pasture for the livestock. While the whole country is assessed as vulnerable to climate risk, agro-ecological Region I (in the southern portion of the Southern and Western provinces) experiences the harshest climatic hazards in terms of droughts and water scarcity.

11. **Youth in agriculture.** Zambia in its 2015 youth policy defines youths as persons between the ages of 15-25. However, UNFPA in its 2016 youth assessment report and in line with the African Youth Charter defines it as 15-35. By this definition, youths make up over 36.7% of Zambia's population, with a youth dependency ratio of 87. About 65% of the population is below the age of 25 years, indicating that the country has a young population with Lusaka having the largest youth population and North western the least.

12. Statistics show that the majority of youths reside in urban areas (53%). Many of these youths are orphans who lost their parents due to diseases especially HIV AIDS. The youths in rural areas are informally employed in subsistence agriculture and are involved in family-based

³⁷ BRAVA design mission findings show that men tend to focus more on fodder for animals and water for farming and production; whereas women focus on food and drinking water for their families as well as on their increased work burden. Men usually migrate in order to secure income.

livelihood activities such as handicraft, fishing, or petty trading. Youths seeking to start their own enterprises are faced with challenges including: access to credit; low education and literacy levels (with literacy rate for young men at 71% and 57% for young women); high unemployment rates; high HIV prevalence rates; teenage pregnancy; and early marriage among others.

13. Unemployment rate in Zambia increased to 7.79% in 2017 from 7.78% in 2016. Unemployment rate averaged 12.88% from 1986 until 2017³⁸. It is much higher amongst the youths who make up the majority of the population. The age groups 12-19, 20-24, and 25-29 years had the highest unemployment rates at 41.7, 36.1 and 17.9%, respectively. With most of the youths being orphans from HIV AIDS. Young women suffer from the highest level of unemployment.

14. Unlike many other sub-Saharan African countries, more youth are employed in the services sector in Zambia than the agricultural sector. The distribution of employment by broad sector in 2014 was 51.8% in services, 33.8% in agriculture (up from 25.9% in 2012) and 14.4% in industry.

Table 6. Distribution of youth employment by sector, aggregate and 1-digit level, and sex, 2012 and 2014 (%)

Sector (ISIC)	Total		Male		Female	
	2012	2014	2012	2014	2012	2014
Agriculture	25.9	33.8	27.1	35.7	24.4	31.7
Industry	9.7	14.4	14.0	20.1	4.1	7.9
Services	64.5	51.8	59.0	44.3	71.3	60.5
Agriculture, forestry and fishing	25.9	33.8	27.1	35.7	24.4	31.7
Mining	0.3	1.2	0.6	1.2	0.0	1.1
Manufacturing	3.8	4.0	5.8	4.7	1.3	3.2
Electricity, gas, steam	0.3	1.4	0.5	1.5	0.0	1.2
Water supply	1.3	0.2	0.8	0.3	1.8	0.1
Construction	4.0	7.6	6.3	12.4	1.0	2.3
Wholesale and retail trade	28.7	9.5	24.2	8.9	34.4	10.2
Transport	2.6	1.6	4.6	2.7	0.1	0.4
Accommodation	2.6	4.1	2.1	2.2	3.2	6.1
Information and communications	0.6	1.2	0.9	1.5	0.3	0.8
Financial activities	0.3	0.4	0.3	0.4	0.2	0.4
Real estate	0	0.5	0	0.6	0	0.4
Professional scientific activities	1.5	0.5	2.2	0.6	0.8	0.4
Administrative and support activities	2.4	0.7	2.9	0.4	1.7	1.0
Public administration	0.3	0.4	0.2	0.4	0.4	0.4
Education	2.6	2.6	2.0	2.3	3.2	3.0
Health and social work	1.3	1.3	1.3	1.3	1.4	1.4
Arts and entertainment	1.9	1.2	2.9	1.6	0.6	0.7
Other services	6.5	19.3	4.8	15.0	8.6	24.2
Private households	13.2	8.3	10.6	6.2	16.4	10.6
Activities of extraterritorial organizations	0	0.4	0	0.2	0	0.5

Note: A potential coding error is evident in the 2014 dataset, whereby a share of young workers coded in "other services" are likely to belong to the category "wholesale and retail trade".

15. The share of youth neither in employment nor in education or training (NEETs) in Zambia was high at 25.5% (in comparison to other SWTS sub-Saharan African countries), but it did decrease slightly from the 28.3% in 2012. The share among young women was higher than young men (at 29.8 and 20.9%, respectively), and is explained primarily by the higher share of young female inactive non-students³⁹.

³⁸ <https://tradingeconomics.com/zambia/unemployment-rate>

³⁹ https://www.ilo.org/wcmsp5/groups/public/---ed_emp/documents/publication/wcms_429080.pdf

Table 4. Youth neither in employment nor in education or training (NEETs) by composition and sex, 2012 and 2014 (%)

Sex	2012			2014		
	NEET rate	of which: Inactive non-students	Unemployed non-students	NEET rate	of which: Inactive non-students	Unemployed non-students
Total	28.3	20.3	7.9	25.5	16.8	8.7
Male	22.1	14.3	7.8	20.9	12.6	8.3
Female	34.2	26.2	8.0	29.8	20.6	9.1

16. Almost all Zambian youth have had some schooling but still more than one-third (38.1%) had either no education or left school at an early age before completion in 2014. Young women were more likely to remain without an education than young men. The main reason for leaving school early (both sexes) is economic (inability to pay school fees or need to earn an income).⁴⁰

17. HIV AIDS continues to impact on productivity. It retards agricultural production by reducing manpower availability on farms. This leads to nutrition and food insecurity due to decrease in labour, reduced household resources, less intensive livestock production etc.

18. Youth engaged in agriculture are mainly located in rural areas. However, agriculture is not the preferred sector by the youth due to the little profitability of the sector as well as the lack of inputs and mechanisation making work strenuous. Active youth groups are sometimes found in rural communities and are mostly engaged in irrigation schemes linked to horticulture and also aquaculture activities.

19. **Nutrition.** Despite Zambia's economic growth in the last decade, it has not resulted in improved food security and nutrition for the population especially for rural smallholders. Approximately 40% of children under five suffer from stunting, 6% from wasting and about 53% are anaemic. The Northern Province has the highest rates of stunting followed by Muchinga, Luapula, Eastern and Central provinces, all of which are rich in natural resources with livelihoods that are predominantly in the agriculture sector.

20. At 44.5%⁴¹, Zambia has one of the highest rates of undernourished people in the world. The consumption patterns and micronutrients intake are highly seasonal, especially in rural areas. For this reason, micronutrient deficiencies remain high, 33.7% of women of child-bearing age are anaemic (SOFI 2018). The shortage of micronutrients in diets limits growth, weakens immunity, cause nutrition related diseases and increases mortality. At the same time, Zambia has a growing prevalence of overweight and obesity in adults as well as children under five years of age, respectively 6.2% and 6.5% in 2017 (SOFI 2018).

21. Nearly half of the country's rural population have daily caloric intakes below 1,750 per day (an average for individuals of all age groups- FAO food balance sheet calculation), while their families spend nearly 80% of their income on food. Staple diets are predominantly maize-based with low consumption of pulses, vegetables, and nuts.

22. Women smallholder farmers are disproportionately affected by lack of access to credit, limited availability of labour, limits on land ownership and precarious land tenure. Almost half of all girls are married by the age of 18 and 29% are pregnant or have a baby by the age of 19, a huge contributor to child malnutrition. Educating women and girls is a good way to impact nutrition by providing skills allowing them to increase their income. Although there has been progress towards

⁴⁰ https://www.ilo.org/wcmsp5/groups/public/---ed_emp/documents/publication/wcms_429080.pdf

gender equity with regard to primary school attendance, more adolescent girls are out of school than boys and literacy among 15-24 year old women is lower than among men. Approximately 18% of Zambian children are out of school – 23% in rural areas. Contributing factors are girls' traditional roles and responsibilities, and discriminatory customary laws which have a negative impact on school attendance for adolescents, especially girls.

1.2 Environment and climate

23. The republic of Zambia has a total surface area of about 752,614 km² with most of it located between 900 and 1,500 m above sea level on the central plateau of the Southern African Region. Zambia is divided into 3 agro-ecological regions (Figure 1). Region I is a low rainfall (<800 mm/year) area which covers the country's major valleys, which are Gwembe, Lunsemfwa and Luangwa. It also includes the southern parts of western and southern provinces. It covers around 20% of the country. The harshest climatic conditions (climatic hazards) are observed in this region and thus Region I is considered a drought-prone/risk area. Soil fertility is poor, soils are sandy, shallow, with low levels of organic matter, low nutrient reserves and high acidity levels.

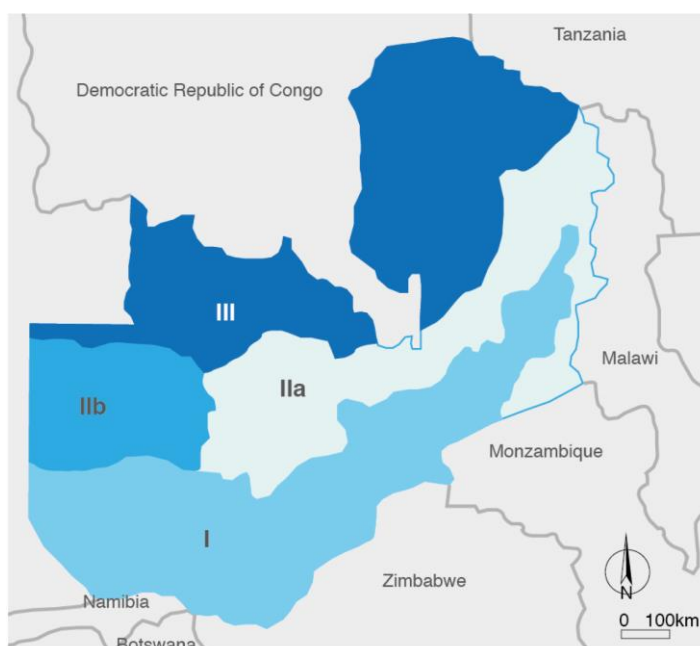


Figure 1 Agro-ecological zones of Zambia

24. Region II, the medium rainfall area (800-1,000 mm/year), covers Sandveld plateau of Central, Eastern, Lusaka and Southern provinces. The region has a total area of 27.4 million hectares of which 87% (23.8 million hectares) could be used for agricultural purposes, but only 50% is actually accessible. Region II has the most favourable agro-ecological conditions and ample irrigation potential.

25. Region III is part of the Central African Plateau covering Northern, Luapula, Copperbelt and North-Western provinces, as well as parts of Serenje and Mkushi districts. It has an area of 40.6 million hectares. Only 52.7% of the land is suitable for cultivation due to the soils being highly leached as the area receives highest rainfall (1,000-1,500 mm) in Zambia.

26. **Land:** Agriculture is the most common source of livelihood and income within Zambia's informal sector. Thirty four percent of Zambia's total land is agricultural, with about 3% of the agricultural land irrigated. Fifty seven percent of total land is classified as forest, and deforestation is occurring at a rate of 1% annually. Forty percent of the total land is identified as protected areas, which includes forests, parks, and game reserves. Zambia's farming households are predominantly small-scale farmers (82%), cultivating five hectares or less of rainfed land. In 2008, Zambia had about 1.1 million small-scale farmers, with average land holding of about one ha of

cultivated land per household. About 44,000 medium-scale farmers each cultivate between 5 and 20 ha of land, and the roughly 2,000 large-scale farmers each cultivate more than 20 ha of land. In areas dominated by commercial agriculture, the use of heavy machinery and large amounts of fertilizer and chemicals has degraded the soil. Mining operations in the Copperbelt (north-central region) have caused land degradation, extinguished the flora and fauna and polluted the air, water and soil. Since enactment of the 1995 Land Act allowing for conversion of customary land to state land with private leasehold interests, at least 10% of land held under customary tenure has been privatized through conversion to leaseholds. In some cases these leaseholds have resulted in needed investment in rural areas and created opportunities for local employment, contract farming, secondary businesses, development of infrastructure and social services, and transfer of know-how.

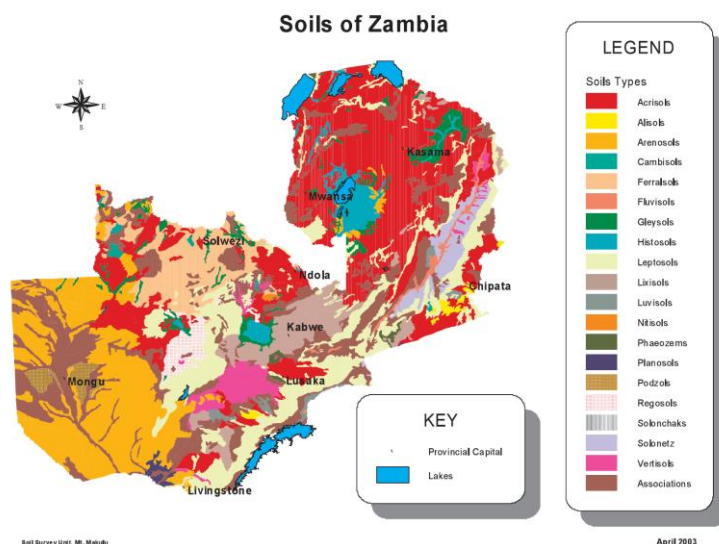


Figure 2 Soil Map of Zambia

27. The major part of the country is covered with Acrisols and Ferralsols (Figure 2). These soils are highly weathered and strongly leached and are thus infertile soils, characterized by weakly structured, loamy top soils, clayey sub soils. The second important soils are Lixisols, Luvisols and Alisols. These soils are also infertile and highly weathered, strongly leached like Acrisols, however, they differ from Ferralsols and Acrisols in their chemical properties. For increased crop productivity, the soils require application of organic amendments and inorganic fertilisers in addition to good agricultural practices.

28. **Forests:** Forests are an important component of Zambia's natural capital and provide benefits that are critical for rural populations, urban areas, the national economy and the global community. Out of Zambia's total land area of 75.3 million ha, estimates of remaining forest range from 39 million ha to 50 million ha or 53 million ha (Figure 3). Estimates of deforestation rates range from 113,000 ha in 2012 (Global Forest Watch) to 167,000 ha per year (FAO's Global Forest Resource Assessment) and 250,000 ha per year to even over 850,000 ha per year. Zambia is reported as having the second highest per capita deforestation rates in Africa and the fifth highest in the world. Charcoal production, agricultural and human settlement expansion are the major drivers of deforestation in Zambia. Indigenous forests cover most of the country's total land surface. There is also a small amount of plantation forests (57,000 ha), located mainly in the Copperbelt region where Gmelina and Eucalyptus trees are planted. Eighty seven percent of Zambian forests are Miombo, the Kalahari and Mopane and Munga woodlands.

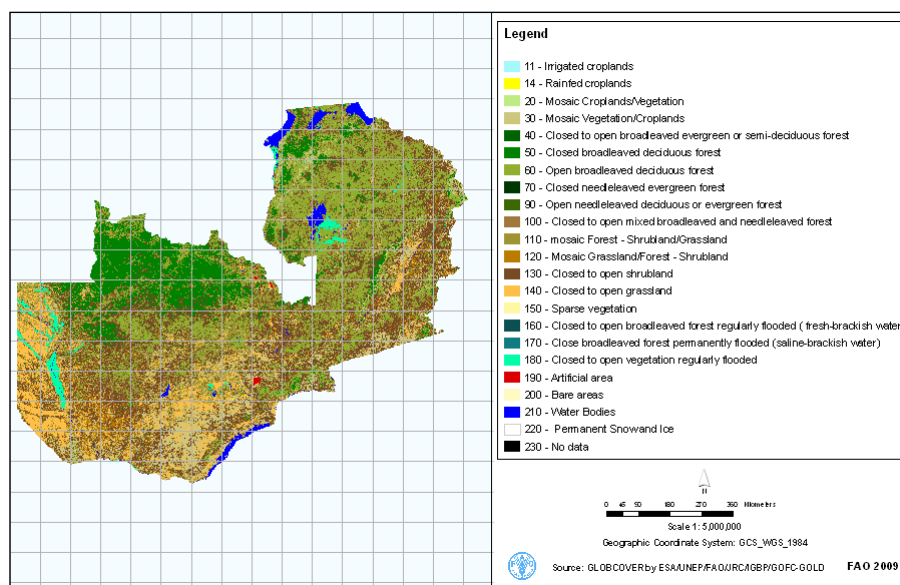


Figure 3 Land cover map of Zambia

29. **Water resources:** Zambia is abundantly-endowed with water resources. However, rainfall variation from the south to north, makes river flows experience seasonal variations with peaks between March and April and the lowest flows being experienced between October and November. The Zambezi and Congo River Basins are the main surface water contributors. The Zambezi Basin covers three-quarters of the country and comprises three sub-basins – Zambezi, Kafue and Luangwa. Total water withdrawal in 2000 in Zambia was estimated as $1,737 * 10^6$ m³, with agricultural water use accounting for $1,320 * 10^6$ m³ (76 %), or more than three-quarters of the total domestic water use claiming $286 * 10^6$ m³, and dwindling, industries taking $131 * 10^6$ m³. Agriculture is therefore the main user of water. The main water challenges in Zambia include the uneven water resources distribution across the country, high climatic variability made worse by climate change and the rapid growth of water demand for agriculture and hydropower.

30. Groundwater constitutes one major source of water supply in many parts of the country. It also sustains flows for many perennial rivers and streams during the dry season. The country's aquifers are classified into: (i) Aquifers, where groundwater flow is mainly through fissures/channels/discontinuities, which are classified as either highly or locally productive; (ii) Aquifers, where intergranular groundwater flow is dominant, which occur mainly in alluvial soils; (iii) Low yielding aquifers with limited potential.

31. **Fisheries:** The fisheries sector contributes around 1% on average to GDP (US\$109 million in 2007). Total production from capture fisheries is approximately 65,000 to 80,000 tonnes per annum, with an additional 5,000 MT estimated from the emerging aquaculture sector. Average per capita fish supply has declined from over 11 kg in the 1970s to approximately 6.5 kg in the 2000s. The fisheries sub-sector has immense potential despite challenges encountered that include insufficient capacity, limited budget implementation period and weak administrative processes. Economic diversification into sectors such as fisheries could help build smallholder farmers resilience and could supplement crop production considering the impact of climate change on rain-fed agriculture.

32. **Climate:** Zambia's climate is highly influenced by the altitude with temperatures highest in the valleys of the Zambezi, Luangwa, and Kafue and by the shores of Lake Tanganyika, Mweru, and Bangweulu. There are wide seasonal variations in temperature and rainfall. The main rainy season starts in mid-November, with heavy tropical storms lasting well into April. May to mid-August is the cool season, after which temperatures rise rapidly and September is very dry.

33. The rains in Zambia are brought by the Intertropical Convergence Zone (ITCZ) and are characterised by thunderstorms, occasionally severe, with much lightning and sometimes hail. The ITCZ is located north of Zambia in the dry season. It moves southwards in the second half of the year, and northwards in the first half of the year. In some years, it moves south of Zambia, leading to a "little dry season" in the north of the country for three or four weeks in December. The highest rainfall is in the north, especially the north-west and the north-east, decreasing towards the south; the driest areas are in the far south west and the Luangwa River and middle Zambezi River valleys, parts of which are considered semi-arid. None of the country is considered arid or to be desert.

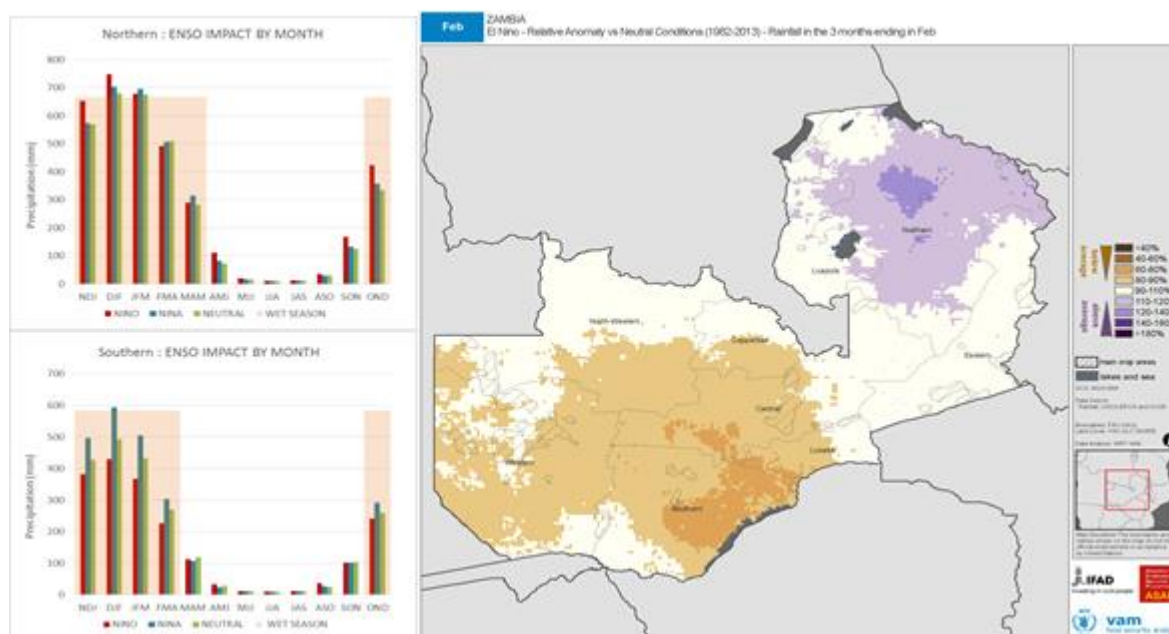


Figure 4 Precipitation patterns as influenced by ENSO cycle in Zambia

34. **Historical climate patterns:** Average annual temperature in Zambia has increased by $+0.06^{\circ}\text{C}$ per decade between 1901 and 2013, which was stronger over the last 30 years ($+0.09^{\circ}\text{C}$ per decade). The warming has been more rapid in the cool and dry season. The frequency of hot days and hot nights has increased significantly with the average number of hot days and nights per annum having increased by 43 each from 1960 to 2003. In terms of rainfall, over the same 113-years period no substantial change in precipitation was observed. However, over the last 30 years there was a large significant precipitation increase ($+15\%/30\text{yrs}$). Farmers in the east and south of Zambia have already noticed a generally shortened growing season.

35. The resulting pattern of climate change in Zambia has resulted in occurrence of extreme climatic events. Large flood events occurred rather frequently (e.g. 2001, 2004, 2007 and 2009). The flood events in 2007 along the Zambezi, Kafue and Luangwa Rivers affected about 1.4 million people while serious droughts occurred in 2005 and affected 1.2 million people. Figure 4 shows precipitation averages for the months December – February for all El Niño years in comparison to the Neutral average from 1982 – 2013. The map clearly illustrates the worst affected regions is southern Zambia where drought risk is enhanced and there is rainfall deficits between the months of December and April. The drought driven by El Niño has caused a progressive reduction of available water, aggravating previous dry spells and affecting crop production. The drought also coincides with the primary growth phase of the main cropping seasons. In Northern Zambia, El-Niño has resulted in an increase in rainfall from December to February. These are the critical months for rain-fed crop growth.

36. **Future projections of Climate:** It is projected that temperature is likely to increase by 2085. The temperature will very likely increase from $+1.2$ to $+5.8^{\circ}\text{C}$. Much as the change in

temperature is considered to be medium, the impact will be severe on natural resources and agriculture. Annual total precipitation is projected to change from -7 to +2% by 2085, and the very likely range is from -11 to +6%, with most projections showing an increase and some a decrease. The projected decrease change in precipitation is during the core dry season from May to September. The change in annual total precipitation is considered to be weak but the intensity of heavy rain events is likely to change from -2 to +21% with few projections showing a decrease. However, the dry spells duration is projected to change with the duration of long-lasting dry spells likely to change from 0 to +21 days by 2085. The projected change in the duration of long-lasting dry spells is considered to be medium-strong.

37. The future trends in the country are towards a higher average temperature, a possible decrease in total rainfall, and some indication of heavy events of rainfall. An assessment of potential climate impacts shows that they will seriously undermine the efforts to improve the livelihoods of Zambians if left unaddressed. The negative impacts of climate change will be felt on key economic sectors including water, agriculture, forestry, wildlife, tourism, mining, energy, infrastructure and health. It is estimated that there will be GDP loss over a 10-20 year mid-term planning horizon for agriculture productivity and its associated effects on poverty levels, the potential impact of an energy crisis, the higher cost of treating climate related diseases such as malaria and malnutrition, and the loss of natural resources which provide critical ecosystem services to urban, peri-urban and rural communities.

38. The aggregated estimated total GDP loss by sector was in the range of USD 4,330-5,440 million with. The following sector GDP losses: Agriculture (2,200 – 3,130), Energy related (270 – 450), Health (460), and Natural Resources (1,400).

Part 2. Institutions and legal framework

2.1 Institutions

39. Farmer Organisations /Apex Farmer Organisations (AFOs) – Zambia National Farmers Union (ZNFU), Smallholders Farmers Association of Zambia, Women in Agriculture. FO/AFOs have a vast untapped membership with increasing donor support to social economic development. They generally have political stability and improving policy environment. They offer alternative service provision to their members especially women and promote Public Private Partnerships that can be extended to include the Producers.

40. Local and International NGOs with experience in agriculture and rural development can be considered key government partners for the provision of community services and trainings on literacy, producer organization, land registration, environmental education, gender and youth empowerment, nutrition improvement and climate change adaptation.

41. UN Agencies – FAO, UNICEF and WFP. -FAO has produced several capacity building materials and training modules that can be readily available for use. WFP has a unique initiative “close the nutrition gap”, which is a tool designed to collect data and information on dietary value of diets in various regions/districts. This information could be vital for region-district-specific nutrition-sensitive planning. UNICEF is also part of the country nutrition emergency team. Together with the Ministry of Health- Nutrition Unit and WFP is heavily engaged in tackling acute malnutrition. The country office collects periodic data at district/provincial level on acute malnutrition rates.

42. Water User groups are among the key natural resources management groups. These are usually created around the development of water infrastructure for agricultural use such as irrigation or domestic use.

2.2 Policy and regulatory frameworks

43. **Gender** : The National Gender Policy was formulated in 2014 with its main aim being the promotion of gender equality in Zambia. In line with this policy the Seventh National Development Plan (7NDP) has as one of its objectives, the promotion of equal opportunities, rights and responsibilities for men and women in all areas of economic, social, cultural and political life. Its policy measures aim to promote the full realization of human rights and fundamental freedoms for men and women, promote all equal-opportunity aspects in employment policies, including reducing occupational segregation and helping reconcile work and family life, as well as counter the persistent under-representation of women in all decision-making spheres, promote equal access and full enjoyment of social rights for men and women, eliminate gender disparities in primary and secondary education by 2030, promote equality in civic life and contribute to change gender roles and stereotypes. Despite all these policies and actions, customary law still favors men with regard to the control and access over production resources (Land, Labor, credit. etc.).

44. Zambia is following its international commitments, namely the United Nations Committee on the Elimination of Discrimination against Women (CEDAW), the Protocol to the African Charter on Human and Peoples' Rights regarding the Rights of Women in Africa, the SADC Gender and Development Protocol, the Solemn Declaration on Gender Equality in Africa, the United Nations Convention on the Rights of the Child and the Beijing Declaration and Platform for Action to which Zambia is a party.

45. The Government of the Republic of Zambia, through the Ministry of Gender is committed to protecting and promoting women's rights, curbing gender-based violence and reducing gender inequalities by making progressive changes to legislation to strengthen the protective environment. It aims to prioritize the advancement of women and strengthen their capacity to influence decision-making at the highest level on matters pertaining to gender equity and equality. The portfolio functions of the Ministry are coordinating and monitoring the implementation of: The National Gender policy; The Matrimonial Causes Act; and The Anti Gender Based Violence Act No. 1 of 2011.

46. **Youth**: The 2015 National Youth Policy focuses on interventions aimed at job creation and entrepreneurship development; education and skills development; health and cultural, creative industries and sport as well as crosscutting issues of gender, disability, environment, HIV and AIDS and youth participation. Although the Ministry of the Youth and Sports is the overall coordinating agency of the policy, it is constrained by lack of clear structures and resources to carry out activities as planned especially in rural areas due to great distances.

47. **Nutrition**: Enhancing food security and nutrition is listed as one of the top priorities in the human development pillar of the National Development Plan. From 2011 to 2015, Zambia had a dedicated national food and nutrition strategic plan. Zambia joined the Scaling Up Nutrition Movement (SUN) on 22 December 2010. There is a Multi-sectoral platform for nutrition coordination: The National Food & Nutrition Commission (NFNC) under the responsibility of the Ministry of Health and supported by the Nutrition Cooperating Partners Group (formed in 1967 and revitalised in 2011). A Special Committee of Permanent Secretaries is chaired by the Secretary to the Cabinet with the NFNC as Secretariat established in 2014 (SUN 2017).

48. **Nationally Determined Contributions**: Historically due to climate change, Zambia has been ravaged by droughts and floods but in recent decades the frequency and severity of these climatic hazards has increased. Between 2000 to 2010, Zambia has had to endure droughts in the rainy seasons of 2000/01, 2001/02 and 2004/05 while floods have occurred in 2005/06 and 2006/07. The impacts of these droughts/floods have included widespread crop failure/loss, outbreaks of human and animal diseases, dislocation of human populations and destruction of property and infrastructure. On average Zambia experiences two to three drought years in a decade. Severe droughts often cause total crop failures in the southern and western parts of the country.

49. Zambia contributes 0.3% of the world’s total GHGs emission into the atmosphere which is about 1% of African’s total emissions. 87% of the emissions originate from Land use change and forestry (LUCF). The change in Zambia’s forest area due to the high deforestation rate (estimated annually at 1.5%) has resulted in the high contribution of LUCF to GHGs. Agriculture contributes about 23.1 MT CO₂e or ~6% of total national emissions).

50. Emissions from agricultural activities stems largely from burning of the savanna (13.5 MT CO₂e), enteric fermentation (3.1 MT CO₂e), manure left on pasture (2.3 MT CO₂e) and cultivation of organic soils (2.3 MT CO₂e) (Figure 5)

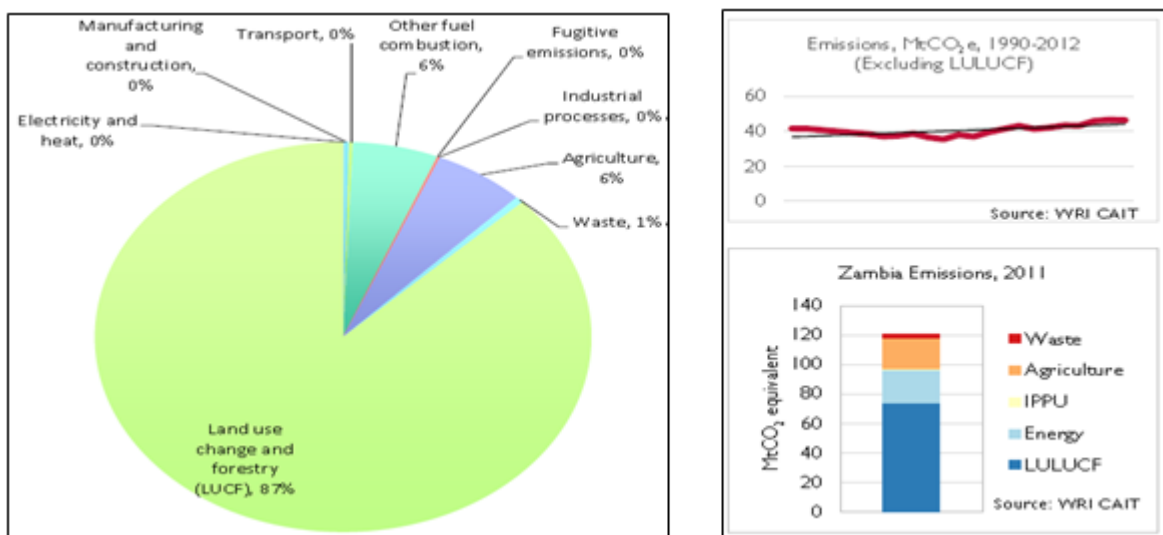


Figure 5 GHG emission of Zambia by sector

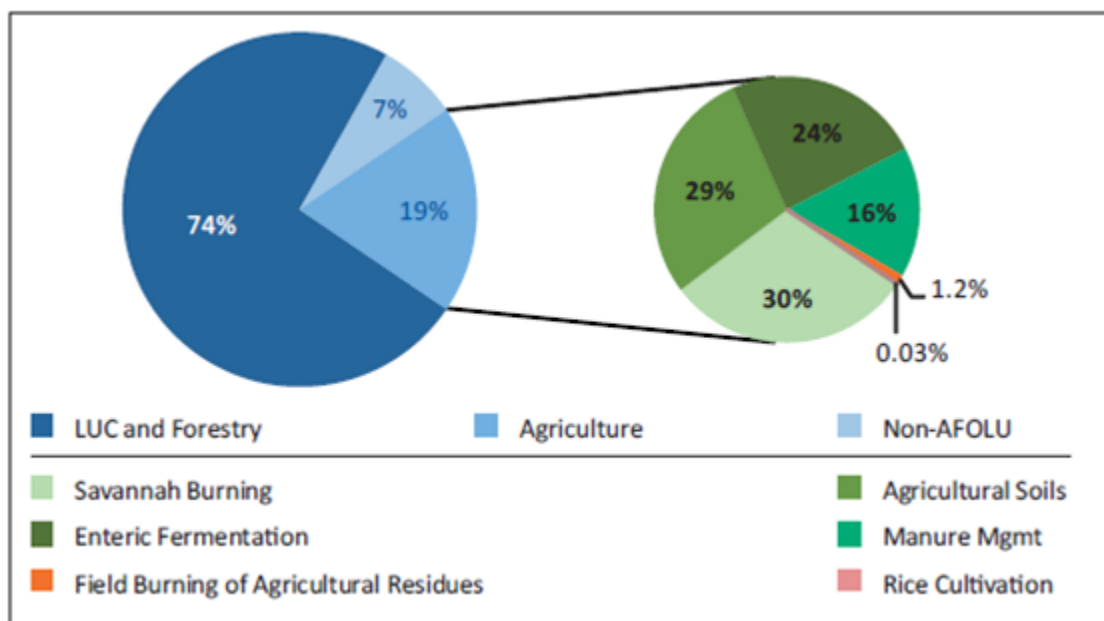


Figure 6 Greenhouse gas emissions from agricultural practices in Zambia

51. Oil is the largest contributor to Zambia’s greenhouse gas (GHG) emissions from fuel combustion (~2.5 MT CO₂e), followed by coal (~0.9 MT CO₂e). The sectors accounts for the largest proportion of national GHG emissions from fuel combustion include transport and other non-specified energy uses in the non-residential sector. Zambia’s GHGs emission has increased by 3% from 1990 to 2011 with prospects showing steady increase unless proper mitigation efforts are put in place.

52. Zambia's Nationally Determined Contributions (NDC) therefore includes both mitigation and adaptation components aimed at reducing the GHG emissions and build resilience based on national circumstances and is in line with decisions 1/CP.19 and 1/CP.20. The successful implementation of Zambia's NDC will result in an estimated total emission reduction of 38,000GgCO₂eq which translates to 47% (internationally supported efforts) against 2010 as a base year. Since LUCF is contributing most of the GHGs emissions, mitigation measures targeting the forestry, land use and agricultural sectors can significantly reduce the GHG emissions in Zambia (Figure 6). Sustainable land management practices can lead to annual mitigation levels of between 0.2 and 1.1 t CO₂-eq per hectare, agro forestry systems can annual sequesterate between 5 and 15 t CO₂-eq per hectare while feasible improvements in forage digestibility, animal health and reproduction management, carbon sequestration and manure management, emissions from livestock in Zambia can potentially be reduced by 32 to 38 % of total annual baseline emissions, or 1.4 to 1.7 million t CO₂-eq. Figure 7 summarises the mitigation potential of various agricultural practises.

53. This emission reduction is conditional and subject to the availability of international support in form of finance, technology and capacity building. The total budget for implementing both components is estimated at over US\$ 50 billion (USD 35 billion for mitigation programs and USD 20 billion for adaptation actions) by the year 2030, out of this USD 35 billion is expected to come from external sources while \$15 billion will be mobilized from domestic sources.

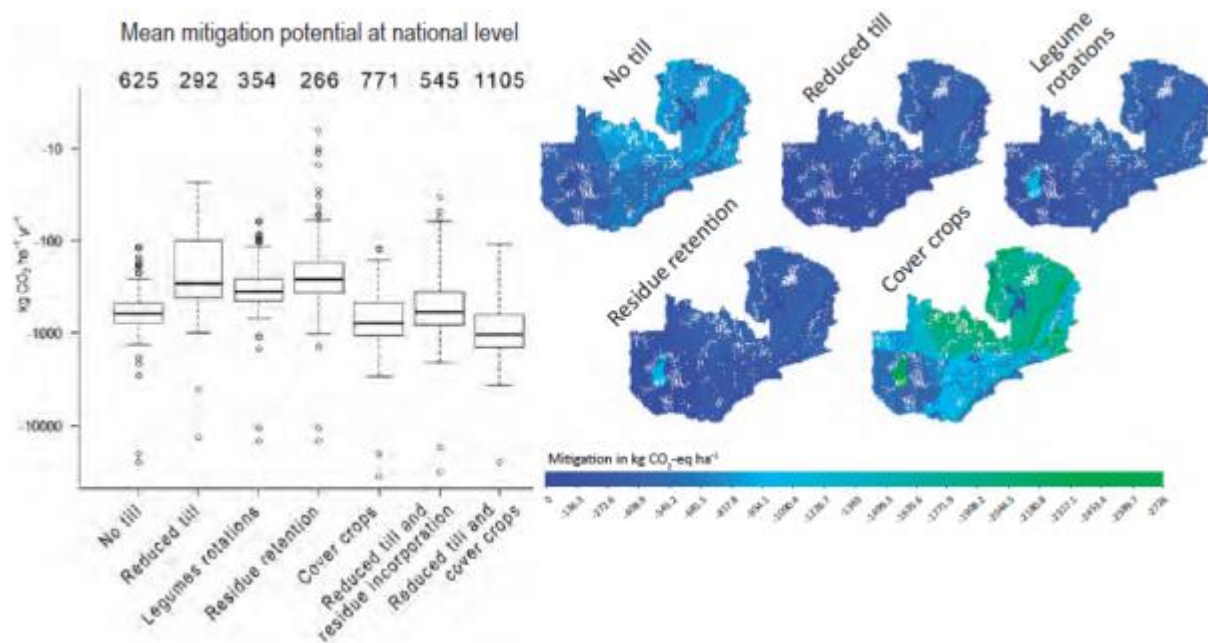


Figure 7 Annual GHG mitigation potential of different improved land management practices (kg CO₂-eq/ha)

54. The mitigation component of the NDC has policies/actions/programs that converge into three programs which have mitigation and adaptation effects: sustainable forest management, sustainable agriculture and renewable energy and energy efficiency.

55. Adaptation measures as part of the NDC were identified based on vulnerability assessment of seven key economic sectors (agriculture, water, forestry, energy, wildlife, infrastructure and health) comprises three goals/programs that have strong synergies with mitigation. These are: Adaptation of strategic productive systems (agriculture, forests, wildlife and water); Adaptation of strategic infrastructure and health systems; and Enhanced capacity building, research, technology transfer and finance.

56. Achievement and progress towards attainment of the NDC requires legislation and legal framework. Zambia has developed various climate change-related policies, strategies, projects and programs in response to climate change impacts. These include: the National Policy on Environment (2007); the National Climate Change Response Strategy (2010); National Forestry Policy (2014); National Energy Policy (2008), The National Agriculture Policy (2014) and Transport Policy (2002); National Strategy for Reducing Emissions from Deforestation and Forest Degradation (REDD+, 2015); Second National Biodiversity Strategy and Action Plan (NBSAP2); the National Adaptation Plan of Action on Climate Change (NAPA, 2007); Technology Needs Assessment (TNA, 2013); Nationally Appropriate Mitigation Actions (NAMAs, 2014); Second National Communication (SNC, 2015).

2.3 Programmes

57. **Nutrition:** The first 1000 most critical days programme (MCDP) II is "Zambia's five year flagship stunting reduction programme" 2018-2022 and is anchored in the National Food and Nutrition Strategic Plan (NFNSP) 2017-2021. The MCDP II has prioritized six high impact interventions: i) Promotion of Gender Equality and Women's Empowerment; ii) Social and Behaviour Change and Communication Campaign to Reduce Stunting; iii) Promotion of Improved Infant and Young Child Feeding and Caring Practices; iv) Promotion of Maternal Nutrition; v) Dietary Diversification through Nutrition-Sensitive Agriculture and vi) Promotion of Safe Water, Hygiene and Sanitation.

58. The 2017 government led mapping exercise showed that 73.3% (80 out of 109 districts) of the districts were reached with nutrition-specific and nutrition-sensitive interventions through sector programmes and projects supported by various stakeholders in MCDP I, however convergence of the interventions at household level was invisible. MCDP II will focus on harnessing holistic support from various stakeholders to the targeted households (MCDP II).

Part 3 - Strategic recommendations

3.1 Lessons learnt

59. **Gender:** The 2011-2018 COSOP Completion review, as well as the Country Strategy Programme Evaluation noted with satisfaction the fact that IFAD's interventions have been focused on the rural poor who are the IFAD's traditional beneficiaries. The Evaluation assessed gender and women's empowerment as moderately satisfactory on the basis of the following findings:

- a) Workload balance between men and women as well as other adult members of the household remain a crucial issue to be addressed in all IFAD projects and Programmes;
- b) Insufficient resources and commitment in Gender. Women not having easy access to Matching Grant Facility
- c) Women benefited from increased production and income and functional literacy. However, lack of gender-disaggregation in monitoring led to an under-estimate of improved access for women to assets and resources;
- d) lack of access to credit and lack of technical support for business development
- e) Lack of Gender specialists in PCUs

3.2 Strategic orientation

Gender: Informed by IFAD's policy on Gender Equality and Women's Empowerment, the strategy will aim to: i) promote economic empowerment to enable rural women and men to have equal opportunity to participate in, and benefit from, profitable economic activities; ii) enable women and men to have equal voice and influence in rural institutions and organizations; and iii) achieve a more equitable balance in workloads and in the sharing of economic and social benefits between women and men.

60. The strategy will promote gender equality by increasing women's agricultural production through developing institutional capacities and investment support to rural smallholder farmers in

the country. Cooperatives that include women in management positions will receive priority access to the group matching grants. Moreover, crops preferred by women, such as groundnuts, soybeans, and vegetables, will be targeted in the Farmer Field Schools (FFS) and Farmer Business School (FBS). This is aimed at promoting the introduction of high-value crops dual purpose vegetables (tomato, onion, cabbage, Irish potatoes and others) for nutrition and income generation.

61. The strategy takes into consideration the gender gaps highlighted above, and in particular to i) unequal access to resources (land, water, credit) in favour of men, ii) women's low levels of literacy and numeracy, iii) lack of business development and management skills, and iv) limited voice, leadership and decision-making capacity in associations and cooperatives and other groups; as well as the COSOP completion Report of 2018, that rated the gender mainstreaming in IFAD projects as moderately satisfactory with insufficient empowering measures for women. IFAD targeting tools will be used to target poorer rural people to benefit from emerging market opportunities especially access to micro-finance (matching grants) for women; as previous and on-going projects lack specificities on gender. IFAD interventions will develop women's skills in community organisation and planning, sustainable land management and entrepreneurship. Educating women and men in communities and households about ownership and inheritance rights, including land ownership. IFAD interventions will conduct gender awareness at a community level and set up women's self-help groups for knowledge-sharing on conservation farming, good agricultural practices and value chain development.

62. In order to transform the unequal gender relations, the community-led methodology of Gender Action Learning System (GALS) will be implemented using various entry points such as, FFS, and FBS with emphasis on generating benefits particularly relevant for women, youths and persons living with HIV AIDS. The GALS mentoring process will enable the development of joint household visions as well as corresponding plans and achievements. It will empower all household members and have a spillover effect at community level by assessing, risks barriers and emerging opportunities. Also, enabling proper access to productive resources (land, labour capital).

63. For market-oriented women, IFAD interventions will develop and/or strengthen their business and entrepreneurship skills for development of other non-farm activities, such as input delivery, transportation, storage, marketing, trading, for women particularly, Small livestock, aquaculture, apiculture, legumes and vegetable farming will be developed. There will be training in improved food preservation and processing. IFAD interventions will bring about improvement of household water sources, water resource management, clean and efficient cooking stoves and ventilated kitchens. This will reduce the time women spend in fetching water and will allow improvement on nutrition and health status of family members.

64. **Youth.** Amongst the many challenges youth are financially excluded and considered as risky. They have limited knowledge/awareness of opportunities for enterprise development. They are underrepresented in socioeconomic and political structures. Their means of coping are to take seasonal labour jobs on farms. Other coping mechanisms include begging from family and friends to meet household requirements and a reduction in meals and high dependency on welfare programme.

65. The outlined COSOP priorities for youth include:

- Financial education and literacy & appropriate products
- Opportunities for high-potential production in high value, short cycle crops beg. coffee, maize, wheat, tea, cotton, sugar etc.
- Access to modern technologies and business opportunities along the value chain e.g. extension service support, aggregation, and transportation;
- Access to and control over resources and benefits of agriculture support services
- Opportunities to participate in associations, and cooperatives

Opportunities for engaging in petty trading and small business ventures

66. **Nutrition:** For better convergence, IFAD could work in areas already covered by the MCDP 2 and invest where it has a comparative advantage in agriculture and rural development. IFAD targets the poor and most vulnerable households in rural areas, allowing the reach of nutritionally vulnerable groups, specifically those living in rural areas where all forms of malnutrition show a higher prevalence. Using nutrition sensitive programs that have specifically nutrition objectives, activities and indicators, IFAD would support the Zambian government to ensure that acceptable, diverse, nutritious and safe foods adequate to meet the dietary needs of people of all ages, are available and affordable at all times.

67. The present scenario shows that Zambia needs to accelerate its efforts in improving the nutrition situation (including) addressing issues of water, sanitation and hygiene in order to save the lives of many children and to meet the Sustainable Development Goals.

68. **Climate change adaptation:** Potential opportunities exist for adaptation and crop diversification in order to achieve the NDC targets and build resilience especially focusing on the smallholder farmers. The opportunities are grouped into three programs:

69. Program 1: Adaptation of strategic productive systems (agriculture, wildlife, water). The program has the following priorities that IFAD can contribute to;

- i. Guaranteed food security through diversification and promotion of Climate Smart Agricultural (CSA) practices for crop, livestock and fisheries production including conservation of germplasm for land races and their wild relatives.
- ii. Protection and conservation of water catchment areas and enhanced investment in water capture, storage and transfer (linked to agriculture, energy, ecological, industrial and domestic use purposes) in selected watersheds

70. Program 2: Adaptation of strategic infrastructure and health systems.

This program has the following priority areas as entry points for IFAD:

- i. Institutionalize integrated land use planning compatible with sustainable management of natural resources and infrastructure development.
- ii. Enhance decentralized climate information services for early warning and long-term projections on the effects of climate change to support sustainable management of the production systems, infrastructure development and public health.

71. Program 3: Enhanced capacity building, research, technology transfer and finance for adaptation. The priority areas that IFAD can contribute to under this program include;

- i. Capacity building in Climate Smart Agriculture (CSA), Sustainable Forest Management (SFM), Sustainable Fisheries and Aquaculture (SFA), Renewable Energy Technologies (RET), and Early Warning Systems (EWS), Change management and climate change planning.
- ii. Water technologies for savings, recycling, irrigation and sustainable management for household, agriculture and industrial purposes.
- iii. Development of an insurance market against climate change induced risks related to agriculture and infrastructure.
- iv. Mainstream climate change adaptation into country development plans and strategies

72. **Biodiversity:** Biological biodiversity is under threat from the climate change and so is the likelihood of desertification due to climate variability (climate change, drought and moisture loss on a global level) and human activities as communities attempt to build resilience adapt to climate change. IFAD can help to enhance the adaptive capacities of dryland populations to highly variable environmental conditions. The southern parts of western and southern provinces of Zambia which covers around 20% of the country receives less rainfall and has poor soil fertility with soils that are sandy, shallow, with low levels of organic matter, low nutrient reserves and high acidity levels. This region is at risk of loss of biodiversity and desertification hence in need of long-term sustainable adaptation measures that are required in the poorest and therefore most vulnerable regions.

3.3 Strategic actions and targeting

73. Building on the above-mentioned lessons learnt and poverty dynamics in the country, the targeting strategy is designed to address the needs of the different strata in the rural areas, the COSOP will continue using the bottom-top approach that is compatible with the reduction of poverty, food security and malnutrition; promotes the inclusion of rural poor households and marginalized groups into remunerative activities along agriculture value chains; and builds the resilience of communities to cope with climate shocks. In doing so, activities will build on the positive results gained through the execution of previous projects relying on partnerships already developed, while strengthening their approach for further sustainability. Programmes will scale-up successfully piloted activities, both through intensification of selected and proven activities within current project areas and through expansion of those activities into new geographical areas. At the same time, it will also support and propose investments for new and additional activities, in both current and new project areas. To achieve these, the COSOP will adopt an integrated targeting approach, which entails geographic targeting, direct targeting, self-targeting and indirect targeting. The COSOP will also focus on enabling measures, which consist of conducive policy and institutional environment, and capacity building as well as empowerment measures to encourage more active participation of the target groups and particularly the inclusion of vulnerable groups such as women, youth, elderly and persons living with HIV and AIDS.

74. **The Target Groups.** The direct target group will consist of poor and disadvantaged rural households involved in agriculture, fisheries and household enterprises. These will include men, women, women heads of household, youth and other vulnerable groups. They consist of i) subsistence smallholder farmers that cultivate less than 2 ha of land that represent 75% of farming households; ii) economically active small holder farmers cultivating 2 to 5 ha of land representing 20% of farming households; and iii) commercially oriented farmers cultivating about 5 to 20 ha representing 5% of farming households; iv) Smallholders artisanal fishers and those practicing aquaculture; (iv) women and youth organised to carry out production, processing, marketing and service provision income generating activities along value chains. (v) other rural vulnerable groups such as the elderly and persons living with HIV AIDS will receive specific attention to facilitate further their social integration in agricultural production and economic activities.

75. Subsistence agro-pastoral smallholder farmers. These constitute the majority of the vulnerable population (women, youths, elderly and persons living with HIV AIDS). They generally own and cultivate less than 2ha of land. These households mainly grow maize (80%) and are essentially characterised by (i) poor production and productivity of main crops (maize, cassava, banana, groundnuts, sweet potatoes, etc.); (ii) vulnerability to climatic changes; (ii) lack or low access to production factors (land, improved inputs, water and capital); (iii) lack of mechanisation; (iv) weak organisational capacity and; (v) low income levels. In general, the target group do not often produce enough to cover their food needs and remain very vulnerable to climate shocks. HIV AIDS pandemic affects these small holder farmers and reduces the time and energy spent on farm work. Therefore, the COSOP should promote specific income generating rural activities for the youth and women such as processing and transportation of agricultural produce; youth FFS and FBS participation; creation of small enterprises and; diversification of production for nutrition and income generation. etc.

76. Small-scale economically active smallholder farmers These are family farmers who have diversified their crops and agricultural practices. Some of them have up to 5 ha of farming land. They operate just above the subsistence level and produce some surplus for the market. They have limited access to land, inputs, credit, markets and market information. These producers are net producers of staple crops, food insecure with no proper water and soil fertility management practices. They are under-covered by extension. They have weak bargaining power, poor market linkages and no access to market information, they are normally able to fulfil their own needs by being able to secure seeds and labour (use of animal traction though to a smaller extent,). They lack proper agricultural inputs, irrigation systems and mechanisms, which affects their agricultural

production, productivity and livelihoods. The COSOP should support this group to move up to commercially oriented farmers through instruments such as well-structured grant facility, FaaB training, gender awareness training and market linkages. This will improve their income generation through access to markets with a diversified choice of products.

77. Rural artisanal fishing and aquaculture: The fisheries sub-sector plays an important role in the economy of the country through the provision of employment and income generation and contributing to food and nutrition security. The sub-sector contributes about 3.3% to agricultural GDP (IAPRI, 2015). The sub-sector is estimated to have the potential to produce about 150, 000 metric tonnes of fish annually on a sustainable basis. There are two levels of fish farmers currently in practice: small-scale, and commercial. The small-scale farmers produce between 1-2 tonnes/ha/year. Aquaculture production from the smallholder fish farmers ranges from 2-2.5 tonnes/ha/year. Commercial fish farming is usually carried out on very large production units and average production is 6 tonnes/ha/year or more, whilst the average production in cages is 3.5 tonnes per cage measuring 216 m³ (MFL, 2018). The main challenges in this sector include, low fish production and productivity, illegal fishing and overfishing, fish diseases, unknown stock biomass in fishery bodies, inadequate number of hatcheries and nurseries for fingerlings, lack of quality fingerlings, high financing and feed costs, limited access to credit and finance, lack of fish storage facilities, weak institutional arrangements and regulatory frameworks, conflicting legal frameworks, limited public resources and dwindling water resources due to climate change (IAPRI 2013, 2015). The COSOP in line with Zambia NAIP investment in this sector can target, (i) promotion of sustainable development of fisheries and a precautionary approach in fisheries management, conservation, utilization and development; (ii) establishment of fisheries management areas and fisheries management committees; (iii) the establishment of Fisheries and Aquaculture Development Fund (SNAP 2016); and iv) training and technical assistance on best practices for inland fishing and aquaculture, as well as co-finance productive infrastructure for processing, storage and commercialization of fishing products.

78. Women: will be directly targeted as they constitute the main constituent engaged in agriculture, and the majority of the rural population. Women, in particular heads of households, widows and young women are socially, culturally and economically disadvantaged and yet they are responsible for ensuring the well-being of their families by securing the greater part of the family income, mostly from agricultural activities. Female-headed households are amongst the poorest and their economic progression is hindered by a combination of social and structural constraints. Their access to land, knowledge, inputs, finance, high value agriculture chains and capacity to generate income is heavily curtailed by traditional gender roles that will undermine their participation unless gender is mainstreamed into all projects. Selection quotas will be implemented to prioritize their participation whenever possible and project implementation and management arrangements will be gender sensitive with recruitments of gender specialists within the coordination units. Interventions will promote specific activities for women organized in groups in the domain of processing, marketing and service provision as well as other activities like aquaculture, apiculture and vegetable production to diversify income for youths and women as well as other vulnerable groups.

79. Youth: will constitute a direct target group because they are more likely to be resource poor, lack control over assets and have limited livelihood options, and their integration into rural economies has long-term positive social and economic consequences. Selection criteria in project activities will prioritize their participation whenever possible and a number of activities have been identified that will address their needs and priorities. Interventions will be guided by the Gender, Youth and Social inclusion manual. In this regard, the COSOP will consider the heterogeneity of the youth cohort i.e. gender, level of education, interest and aspirations in determining investments.

80. Highly vulnerable and marginalized households i.e. HIV/AIDS affected, elderly: This is adverse group comprised of child and/or female headed households and the elderly women who assume the role of carer for orphans and the sick. They are highly vulnerable due to the impact of HIV/AIDS, which retards agricultural production, and threatens food security, due to the lack

manpower at crucial moments of agricultural productivity. All factors (HIV/AIDS, Disabilities, Elderly) influence the availability of other household members for productive activities, while they are attending to their needs. IFAD will consider cross-cutting initiatives to ensure that project interventions are sensitive to their unique circumstances, in particular through training and capacity building on production, business skills to facilitate household /group enterprise development, diversification of production, access to markets. This will also include the inclusion of HIV/AIDS, nutrition, dietary diversity & food management in extension modules.

81. Commercially Oriented Farmers – these are generally large producers that are able to partner with private sector stakeholders in response to market opportunities to supply a sustainable quantity and quality of the required commodity and to access inputs and services on a commercial basis. They are also capable of adopting the right business model, after capacity building. These households are food secure though vulnerable to agricultural seasonal shocks, low prices and lack of markets. They are targeted mostly as members of federation of cooperatives. These farmers will be used for sensitization of smallholder farmers through exchange visits as they bring experience, dynamism, innovation and services to the smallholder farmers. This group is made up of the non-poor, who are involved in market-oriented agriculture

82. Indirect target group: Indirect target groups include those that are not directly targeted through project activities but who will benefit from the spill-over effects of project activities. These include: (i) poor households who lack the assets necessary to participate directly in the project activities but who will benefit from labour opportunities generated by increased agricultural production; and (ii) value chain producers in target districts but out of the project area, who will benefit from the development of institutional capacities and business models building on project achievements that will support the replication of project activities.

83. Secondary target group: This group will play an important role in the achievements of results of the various IFAD interventions. They are critical to the overall functioning of the targeted activities. They include service providers, Research institutes, NGOs, agro-dealers, wholesalers, retailers, processors, and emergent farmers providing support services to small-holders farmers. They will be supported through capacity building, and training as well as short term investment in order to improve their capacity to provide better services to farmers. Although these stakeholders are generally non-poor, they play a very significant role in providing services at all levels of the value chain providing inclusive value chain growth. Government extension workers will also be targeted through training and capacity building to enable them improve on their training capacities. They will also be sensitised on gender, youth and social inclusion.

84. **Empowerment measures**; These measures will help the poor, women, youths and other vulnerable groups (Elderly and persons living with HIV AIDS) to be involved in the decision-making process at the household and community levels. This will be done through mentoring, training and capacity building. This will involve addressing social cultural and traditional norms through sensitization at the household and community level. In line with the new IFAD focus on promoting transformation of gender relations, the COSOP will focus on addressing the root causes of gender inequalities which are;

- Lack of access to and control over productive resources and assets (land labour capital). This is essential for rural women to participate in and benefit from economic activities and improve their living conditions;
- Lack of skills and knowledge of rural women and girls – this will be done through training in functional and financial literacy as well as technical and managerial training – this enables them to participate more in development interventions and business opportunities;
- Lack of women in leadership positions. Encouraging women's in taking up leadership roles in rural organisations, cooperatives and other community groups as well as supporting women's groups;
- Investing in rural infrastructure and labour-saving technologies is very important as this will reduce the burden and time spent in collecting firewood and water and allow access to markets.

85. **Enabling measures:** Enabling measures include; working with GRZ decentralized system; capacity building for projects staff in Gender and Equity budgeting; promotion of women in leadership positions in cooperatives and other farmer's groups including by giving priority access to matching grants for cooperatives and farmer groups that have women in leadership positions. The portfolio will improve on capacity building of government focal points in the various ministries.

86. Household methodologies (HHM) will be used to enable household members to identify obstacles as well as seek solutions in order to make optimum use of the economic potentials of households. This implies the family members and community working on social norms, culture, tradition, attitudes, behaviours that lead to gender inequality. It has to do with creating a family where men, women and other family members contribute to the goal and achievements of the family. Working together for a common purpose which is improved living conditions.

87. In order to create job opportunities for youths, it is necessary for the portfolio to provide them with some financial support in the form of matching grants and revolving funds to promote rural activities and job creation. Programmes will target at least 30% young people between 15 and 35 years old, these will be young women and men (either in youth-headed households or not). The same quota will apply for the household-level matching grants. Cooperatives which include youth in management positions will receive priority access to the group matching grants. Also, increase technological and information system will also attract youths in Agriculture. However, engagement of youth in business development needs further support to build their technical and managerial capacities in relevant domains. This may include business training to engage in agricultural activities and Agriculture value chains. Specialized training or technical assistance could focus on a variety of agribusiness topics such as crop production, distribution, storage, processing and sales.

88. **Nutrition:** As nutrition is multi-sectoral, strategies to improve nutrition outcomes should seek the contribution of relevant disciplines. Addressing malnutrition will require solutions that are adapted to different nutritional problems and the underlying causes in their specificities. One of the strategic objective of the MCDP Phase 2 is to improve advocacy, therefore IFAD will contribute towards strengthening nutrition governance structures at national and local levels through enhancing coordination and accountability mechanisms as well as advocating for financial and capacity resources for nutrition, especially at the sub-national level.

89. **Environment and Climate Change:** The mainstreaming agenda provides opportunities for co-financing from various environment and climate funds. Resources will be sought from the Green Climate Fund to support the climate resilience building activities that will be included in the Building Resilience and Adding Value to Agriculture Programme that is under design and will be implemented in the timeframe of this COSOP. The climate change adaptation activities will focus on improving the risk analysis particularly along prioritised value chains, building capacity of climate risk analysis for the smallholders and advisory teams in the different Government agencies, promoting climate resilient agricultural practices such as soil and water conservation, conservation agriculture and building climate resilient infrastructure. The climate resilient agriculture practices such as conservation agriculture techniques will result in mitigation co-benefits that will be supplemented with the promotion of renewable energy sources for agricultural processing and value addition activities.

3.4 Monitoring

90. **Gender:** Monitoring of gender and targeting indicators is very important in tracking progress. Programmes will be responsible for ensuring that indicators and learning systems allow for the monitoring of targeting, gender and social inclusion strategies and indicators which should be systematically progress reports of the projects and of stakeholders. Lessons learnt are made available to projects stakeholders and IFAD as well as the GRZ for regular analysis of performance and for desired planning and adjustments. Due to the importance of social inclusion and the strong

approach, IFAD interventions will employ participatory and decentralized monitoring and evaluation that actively involve target groups and service providers and the GRZ. Capacity building on Gender issues will be given to the GFP (Government Focal points) appointed in ministries and agencies. The Women Empowerment in Agriculture Index (WEAI) will be the main tool for accessing results achieved in the portfolio on Gender and social inclusion. WEAI looks at the following:

- a) Women access to factors of production (Land, labour, credit, livestock,);
- b) Role in decision making in agricultural production, and marketing
- c) Role in livestock and fisheries;
- d) Control and use of family income;
- e) Leadership role in the community, and their membership in economic and social groups;
- f) Time allocation for farm production and domestic tasks compared to time left for leisure.

91. These dimensions will permit the monitoring of the main gender outcomes for the COSOP: a) women's economic empowerment; b) women's decision-making role in the household and community; c) equitable workload balance between women and men. The WEAI enables measurement of the "quality" of women's empowerment throughout these different dimensions, as well as their empowerment relative to that of men in the same household, therefore enabling the identification of gender gaps and how it relates to poverty issues.

92. WEAI will be calculated at COSOP baseline study, midterm review and end line. The WEAI is done by carrying out a survey that are run at the household level with men, women, and adult children. Elements of WEAI will be integrated into the baseline study with the use of primary data collected from farming households. Entrepreneurs, stakeholders as well as private sector and the GRZ. It will also take into consideration secondary data. Such as agriculture survey, fisheries survey, population and housing survey etc. The baseline study will measure the physical, socio-economic status, and vulnerability of the households and define the benchmark situation by age and gender against which project performance will be compared. Impact assessment will assess i) the rate of implementation of social inclusion and targeting; ii) the impact on different target group types (Smallholder farmers, women, Elderly, persons living with HIV AIDS)

93. **Youth.** Interventions will be guided by the Gender, Youth and Social inclusion manual. The M&E system, which will include age-disaggregated data, will track participation of youth in programme activities, and adjust and refine the youth strategy based on results.

94. **Environment and climate change:** Some of the key outcomes and indicators to monitor include the status of the natural resources, such as the availability of water resources for productive use, the number of functional and effective groups managing natural resources, the amount of land being managed under climate resilient practices and the number of smallholders whose climate resilience is improved.

Agreement at completion point

Republic of Zambia: Country programme evaluation - Full agreement at completion point

Extract of Agreement at Completion Point

July 2014

Introduction

1. This is the first country programme evaluation (CPE) by the Independent Office of Evaluation of IFAD (IOE) in Zambia since the Fund started its operations in the country in 1981. The CPE had two main objectives: (i) assess the overall partnership between IFAD and Zambia in reducing rural poverty; and (ii) generate a series of findings and recommendations that will inform the definition of future cooperation between IFAD and the Government of Zambia as well as to assist in the implementation of ongoing operations and in the design of future IFAD-funded projects in Zambia.

2. Based on the analysis of cooperation during the period 1999-2013, the CPE aims at providing an overarching assessment of: (i) the performance and impact of programmes and projects supported by IFAD operations; (ii) the performance and results of IFAD's non-lending activities in Zambia: policy dialogue, knowledge management and partnership building; (iii) the relevance and effectiveness of IFAD's country strategic opportunities programmes (COSOPs) of 1997, 2004, and 2011; and (iv) overall management of the country programme. This Agreement at Completion Point (ACP) contains a summary of the main findings and recommendations from the CPE (see section B below).

3. The ACP has been reached between the IFAD management (represented by the Programme Management Department) and the Government of Zambia (represented by Ministry of Finance and Ministry of Agriculture and Livestock), and reflects their understanding of the main findings from the CPE as well as their commitment to adopt and implement the recommendations contained in section C of the ACP within specified timeframes.

4. It is noted that IOE does not sign the ACP, although it facilitated the process leading up to its conclusion. The implementation of the recommendations agreed upon will be tracked through the President's Report on the Implementation Status of Evaluation Recommendations and Management Actions, which is presented to the IFAD Executive Board on an annual basis by the Fund's Management.

5. This ACP will be included as an annex of the new COSOP for Zambia. In line with the decision in 2013, the Zambia CPE will be discussed in the IFAD Executive Board at the same time when the new Zambia COSOP will be considered by the Board. Moreover, IOE will prepare written comments on the new COSOP for consideration at the same Board session. The written comments will focus on the extent to which the main findings and recommendations from the Zambia CPE have been internalized in the new COSOP.

Main evaluation findings

6. Over the past 14 years covered by the CPE, IFAD has made a positive contribution to agriculture and rural development in Zambia. IFAD is a trusted partner in the country with a good reputation as the only agency with experience and exclusive focus in rural development in the poorer areas of Zambia.

7. IFAD supported interventions have contributed to increase production of beneficiary smallholder farmers, crop diversification, increased access to markets and the control of livestock

diseases of national importance such as east coast fever (ECF) and contagious bovine pleuropneumonia (CBPP). Some poverty impact is being realized with respect to increases in rural household income and assets in project districts, as well as in relation to selected improvements in productivity, thereby enhancing food security. Enhanced access to rural financial services has led to substantial increases in household incomes of participants at the end of the cycles, when profits are distributed. The portfolio is also contributing to the build-up of social capital and empowerment of the beneficiary target groups, and in particular supporting IFAD's objective of promoting gender equality and women empowerment.

8. Investments in agribusiness and value chain development, one of IFAD's strategic objectives in Zambia, have been recognized as a valid approach for poverty reduction and agriculture sector development in the country and stand high in the government agenda. Despite progress, the value chain development potential has not yet fully realized. Investment in value chains is complex, requires a relatively high level of expertise, and involves a larger number of stakeholders (from primary production to consumption) compared to other investments.

9. Despite these important results, the full development effectiveness potential of the programme has not been fully realized for three main reasons. First, portfolio effectiveness and efficiency have been affected by substantial implementation delays associated to various issues, including severe procurement delays, weakness in financial management and project management, as well as problems related to institutional arrangements.

10. Second, in spite of clear intentions in the COSOPs covered by the CPE, there has been only limited success in developing a cohesive country programme. To date the programme has essentially comprised a number of separate projects and expected synergies between, for example, the Small Agribusiness Promotion Programme (SAPP) and the Smallholder Livestock Investment Project (SLIP) have not yet materialized. Also the various agriculture investments in the portfolio were supposed to be linked to the Rural Finance programme as a source of credit, but there were no integral mechanisms between the projects to operationalize the potential synergy.

11. Third, the targeting strategy described in the COSOPs is still too broad and could lead to programme benefits being captured by better-off farmers, an issue of particular relevance to Zambia as an emerging middle-income country (MIC), with strong economic growth, but overall limited and unequally distributed results on poverty reduction. Emphasis on group formation and self-targeting, while useful, has not always ensured focus on the poor smallholder farmers. Having a broad coverage is desirable for maximizing out-reach, but tends to compound implementation issues given limited public capacity in staffing and equipment and fails to maximize impact under circumstances of limited resources.

12. Weak prospects for sustainability in most IFAD-supported projects in Zambia represent a key issue of concern. Sustainability of benefits from infrastructure investments in roads and markets is unlikely because of the lack of mechanisms and sources of financing for maintenance within the districts. It is also not clear that the current disease control gains under SLIP would be sustainable because of the absence of an adequate cost recovery strategy and limited budgetary allocation. Moreover, in both SAPP and in the Smallholder Production Promotion Programme (S3P), the lack of a clear link to credit and the absence of direct technical support for business development pose significant risk to sustainability. Environment and sustainable management of natural resources offer opportunities for further collaboration. Despite being richly endowed, Zambia -as many other natural resource rich countries- has not been able to translate natural resource rents into broad based development and poverty reduction. Environmental degradation, including deforestation and the effects of climate change poses significant constraints to key growth sectors such as agriculture and tourism.

13. While relatively in its infancy, IFAD's non-lending activities in Zambia are likely to have positive effects. In terms of policy engagement, some successes have been recorded in the context of getting the rural finance and agriculture policies developed, and IFAD has also actively participated in policy dialogue through the Agriculture Cooperating Partners Group and the United Nations Country Team. Moreover, the Fund's support has contributed to raising awareness and

capacity in the approach of "agriculture as a business" in the country. Beyond maintaining a solid partnership with government, IFAD's partnership with other development partners has been largely consultative. The co-financing effort has been weak, although some prospects have emerged in the two most recent operations. Collaboration with the private sector is incipient, but is constrained by an unclear policy approach to private sector engagement by the government.

14. Performance of both IFAD and the government has improved in the recent years. However, despite a good level of ownership, and recent important initiatives, the government has not yet been able to provide adequate policy guidance and carry out its coordinating functions. Moving forward, opportunities for strengthening and consolidating the partnership between IFAD and the GRZ are likely to be facilitated by the recent out-posting of the Country Programme Manager as IFAD Country Director in Zambia. Zambia's new status as a MIC will require, in line with IFAD's strategy for engagement with MICs, and new level of partnership, including a more responsive and customized programme in response to country needs and within IFAD mandate.

Agreement at completion point

15. This section addresses each of the recommendations prepared by IOE which are contained in the CPE report.

Recommendation 1: Strengthen programme cohesiveness

16. Despite clear intentions, especially in the last COSOP, to create a synergistic programme across the portfolio, coherence between projects has not so far been optimized. To enhance the overall impact of the programme, IFAD would need to dedicate special attention and effort to developing a cohesive country programme in which the various interventions create synergies and support one another. Adequate mechanisms for effective coordination and communication need to be in place along the various stages of the programme cycle, including COSOP preparation, projects design, start up and during implementation. In addition, it is important to ensure there is clarity about the projects profile, objectives and various roles and responsibilities among various stakeholders which enables a concerted effort.

17. Proposed follow up: Since the strengthening of IFAD's presence in country and the out-posting of the Country Director, efforts have been made to bring the different ongoing programmes together and develop coherence between them. Also, a greater engagement between the ICO and the GRZ is ongoing. Work has been initiated to create synergies between the Fund's supported investments, better coordination and communication. In fact work has already started in harmonizing the country portfolio consisting of S3P, SLIP, SAPP, RUFEP (entered into force on 22nd July 2014) and Enhanced-Smallholder Livestock Investment Programme-E-SLIP (to be submitted to the IFAD Executive Board of September 2014). Each programme is to fully exploit its comparative advantages in the core areas of: (i) rainfed agriculture and good agricultural practices (S3P); (ii) livestock disease control and livestock productivity enhancement (SLIP and E-SLIP); (iii) market and value chain linkages (SAPP); and (iv) rural finance services (RUFEP). A portfolio Realignment Paper will be jointly prepared by the ICO and GRZ during the course of fiscal year 2015.

18. Deadline date for implementation: 31st December 2015

19. Entities responsible for implementation: The Ministry of Finance (MOF), the Ministry of Agriculture and Livestock (MAL), and IFAD.

Recommendation 2: Sharpen poverty and geographic focus

20. Both the poverty and the geographic focus need to be refined in the next COSOP in order to recognize the country's emerging MIC status and to reflect the requirement not to exclude poor smallholder farmers from the on-going economic transition and transformation. The COSOP may need to explore a targeting strategy based on a combination of income criteria and geography. First, the self-targeting approach needs to be balanced with a stronger focus on the poverty gap,

so as not to exclude the extremely poor smallholder farmers who are capable. Second, there may be the need to seek deeper engagement in a limited set of geographic areas so that IFAD's limited resources are not spread thinly thereby reducing potential impact.

21. Proposed follow up: Both GRZ and IFAD have agreed to extend the period of the current COSOP from 2015 to 2018. The 2013 Mid-term Review of the current COSOP reconfirmed the validity of the COSOP and afforded an opportunity to align the COSOP with the GRZ National Agricultural Investment Programme (NAIP) launched in 2013 and goes for 2014-2018. During the COSOP extension exercise, a sharpening of the poverty and geographic focus will be considered while taking into consideration the efforts of the realignment of the portfolio. The targeting strategy will be refined to include other criteria in addition to food security such as income in order to ensure that the rural poor and extremely poor populations are not left behind and sliding into deeper poverty as is the case in other MICs in Africa.

22. Deadline date for implementation: End of 2015

23. Entities responsible for implementation: The GRZ (MOF, MAL) and IFAD.

Recommendation 3: Support the development of Government capacity

24. To deal with limited government capacity that accounts for implementation delays, IFAD may need to adequately factor into its project intervention process, the time and capacity building requirements for project implementation. IFAD may also need to support the Government to establish an enabling policy and institutional environment for agriculture and rural development, which is as much important as increasing investment into the sector. Finally, IFAD may need to provide greater support for capacity development of all stakeholders, including IFAD project staff, to increase their understanding of requirements for successful implementation processes, and ensuring the need for transparency and compliance with government procedures.

25. Proposed follow up: Many initiatives are ongoing to support the Government to enhance its capacity to provide procurement and financial management to programmes under implementation. Current support is being provided by S3P, SAPP and SLIP to enhance the capacity of the MAL-Procurement and Supply Unit through provision of training to staff, office refurbishing and equipment. Also, MAL has adopted the establishment of monthly top management meetings between IFAD Programmes and Key-Departments involved with implementation. Programmes are being requested to share monthly, three-monthly and six-monthly workplans aimed at accelerating procurement and disbursement rates to be reviewed at the MAL meetings. Also, a more realistic planning of AWPBs is actively promoted by the ICO; building in the necessary time and capacity building to ensure delivery on agreed implementation milestones as AWPBs become more result oriented management tools. Lastly, more efforts will be undertaken by the ICO in supporting capacity building of GRZ Stakeholders-inclusive of project staff to ensure successful implementation with transparency and a greater compliance with Government procedures. Work is ongoing.

26. Increasingly, the ICO and the GRZ are involved in supporting further an enabling policy and institutional environment for agriculture and rural development. The RFP (now closed) supported GRZ in the drafting of the rural finance policy and strategy. RUFEP will further support the GRZ in the development of other policies relevant to accessing financial services in the rural sector such as mobile banking, agency banking, equity funding and development of new financial products etc. SAPP has initiated support to MAL in the establishment of an agribusiness development framework. SLIP initiated policy discussion with MAL and the Veterinary Council in redefining the space for public and private sector in the provision of animal health services. This policy dialogue will be further enhanced during E-SLIP implementation. S3P is supporting policy reviews and consultations and establishing an enabling environment that will support smallholder productivity growth. More can be achieved as the portfolio evolves.

27. Deadline date for implementation: Ongoing-progress will be reported annually in supervision reports

28. Entities responsible for implementation: The GRZ (MOF, MAL and Implementation Agencies) and IFAD.

Recommendation 4: Promote greater involvement of the private sector

29. To support the strong private sector interest and government commitment to engage all players in the agricultural sector, including the private sector and civil society, IFAD and the government should consider using existing instruments (both lending and non-lending activities) to ensure an adequate enabling environment for public-private partnerships. This includes discussing in the next COSOP, and in the current operations, the most appropriate and effective respective roles and responsibilities of government and private sector; approaches to promote and elicit support from the private sector; as well as the potential risk to all parties.

30. Proposed follow up: Through the Department of Agribusiness and Marketing of MAL (ABM), SAPP is supporting development of an Agribusiness Model for Zambia, with participation of all key agribusiness stakeholders. This will define the expected functions and roles of different stakeholders. This model will be finalized during the course of 2015. In addition, the programmes (SAPP, S3P and RUFEP) are promoting and facilitating Public-Private-Producer partnerships through the Matching Grants, and encouraging significant contributions from the private sector. S3P will be piloting the pluralistic extension services aimed at expanding the private sector participation in the provision of agricultural extension services. Experience so far gained in the ongoing PPPPs will inform the extended COSOP in 2015.

31. Deadline date for implementation: Ongoing

32. Entities responsible for implementation: The MAL (Department of Agribusiness and Marketing and Departments of Agriculture and Livestock) and IFAD.

Recommendation 5: Strengthen efforts to ensure sustainability

33. Strengthening sustainability would require combination of efforts in various areas. First, it will be necessary to improve mechanisms for sustainability in the projects. Second, IFAD needs to pay more attention to ensure public commitment in terms of future financial obligations through focused policy engagement as well as improving knowledge management activities aimed at better visibility and communication of results. Third, possibilities for public/private collaboration should be explored to funding certain aspects of the programme, such as a sustained vaccination effort in order to eradicate CBPP.

34. Proposed follow up: All designs are spearheaded by Government-appointed Project Design Groups that ensure ownership throughout programme implementation when they transform into Technical Advisory Groups. Effort has been made in ensuring that sustainability is inherent in all programme designs recently. RUFEP and E-SLIP designs had factored in lessons learned from RFP and SLIP consolidated key activities to ensure sustainability. For instance under RUFEP consolidation of community-based financial institutions (CBFIs) and their linkages to formal financial institutions to ensure their long term sustainability. E-SLIP has built in an adequate cost recovery strategy for east coast fever (ECF) and in order to eradicate CBPP a concentrated and sustained vaccination programme along with a strict cattle movement control in the primary risk areas has been fully developed and funded. Furthermore E-SLIP will be supporting the MAL in the preparation of the policy and strategy for the provision of animal health services through Public-Private collaboration. Other initiatives supported by the programmes to strengthen sustainability include inter alia: the use of existing partnerships with the private sector, NGOs, community organizations and decentralized government institutions for the service delivery with an aim of enhancing the capacity of these institutions to implement the programmes in a sustainable manner. Provision has also been made for progressive increments in GRZ/beneficiary/private sector contributions to replace IFAD financing as the programme matures. Knowledge management and sharing is increasingly being embraced by direct programme stakeholders and target beneficiaries.

35. Deadline date for implementation: Ongoing Entities responsible for implementation: The GRZ (MOF, MAL and Implementation Agencies) and IFAD.

Recommendation 6: Strengthen support to value chains, including opening-up to new partners

36. In view of their strategic importance, as well as challenges still remaining, going forward, IFAD should consider strengthening support to its ongoing interventions in the area of value chain development. This move would require three main approaches: First, IFAD would need to dedicate substantial effort to attract and educate the rural private sector on value chain development because of the complexity of value chains and the important role that private sector could play. Second, in addition to the private sector, IFAD would need to build strong partnership with government and other development partners because the technology and resource (market access and financial) requirement for value chain development could be beyond the scope of a single provider. Finally, IFAD would need to strengthen its monitoring and evaluation (M&E) tools to cover the impact of value chain development on the smallholder poor farmer. This will go beyond assessing programme performance and impact to include establishing an effective learning tool.

37. Proposed follow up: Firstly, the programmes are promoting models where private sector entities work with smallholder farmers in different areas of value chain development, and increasingly bringing government to facilitate the linkages. Secondly, an on-going re-orientation of Programmes under the IFAD portfolio, to ensure that individual programmes become service providers and/or service recipients in order to create demand for services and products of other programmes. Thirdly, SAPP is supporting sector-wide M&E and Learning which has so far involved the European Union, USAID, Embassy of Finland and Embassy of Sweden. Under this support, all sector players, including programmes and projects under MAL, will be reporting on specific indicators to the MAL M&E. Further, ICO has facilitated the development of a framework for the National Agricultural Information Services (NAIS) of MAL in which the latter will play a key role in the capturing and dissemination of activities supported by IFAD programmes and will be supported to expand its coverage to other donor funded programmes. Fourthly, SAPP is building the capacity of the Department of Agribusiness and Marketing in Value Chain approaches.

38. Deadline date for implementation: On-going Entities responsible for implementation: MAL Department of Policy and Planning, the Department of Agribusiness and Marketing and IFAD.

Recommendation 7: Build farmers institutional capacity

39. The focus on value chain development and private sector promotion requires that IFAD pays more attention to building farmers capacity. This may require greater effort on the part of IFAD to organize the smallholder farmers into groups, and to build their institutional capacity so that they can benefit more directly from the development of agri-business, including developing commercial skills such as negotiation and marketing and improving the management of their businesses. The high unit costs of reaching smallholder farmers in low population-density rural areas, and the need for them to share risk and benefits from products and financial agglomeration, also dictates that they must be organized. Moreover, IFAD would need to support enhanced information flow and invest in training to understand and evaluate markets, along with the tools (technology, infrastructure, and finance) to access these markets.

40. Proposed follow up: In line with Government policy, the design and implementation of the programmes under the current Country Portfolio recognize farmer/beneficiaries' groups as an entry point of intervention given the high unit costs of reaching individual smallholder farmers not only in low-population density but high-population density rural areas. Under the on-going SAPP and S3P, grants are being provided to farmer groups to finance infrastructure and equipment that are aimed at enhancing the productivity, production and marketing (through bulking) capacities of smallholder farmers. Associated with these grants, there is agribusiness training of smallholder farmers through farmer groups. The training is aimed at equipping farmers with knowledge of markets to enable them to understand and appreciate market dynamics. Specifically under the SAPP and S3P, resources have been dedicated to systematically assess and build the institutional

and development capacities of farmer organizations in order that they may effectively provide a wide-range of production and marketing, including flow of market information, services to their members. Deliberate efforts will be made to report on specific farmer institutional capacity interventions by the Country Portfolio.

41. Deadline date for implementation: On-going Entities responsible for implementation: MOF, MAL and IFAD.

Recommendation 8: Strengthen environmental mainstreaming, with particular attention to climate change

42. Although the effect of climate change has been felt in the intensity of periodic droughts in Zambia, its impact on the rural smallholder economy has not been sufficiently addressed. This may require the assessment and mitigation mechanism for traditional price and yield risks facing the smallholder farmer to be strengthened. Innovations that reduce transaction costs and spread risks more effectively, such as "index-based" insurance and commodity price hedging, ought to be adopted more widely than seem to be the current practice in Zambia. In particular, index-based insurance offers a credible promise to extend catastrophic weather-related insurance to smallholder producers, substituting for fiscally burdensome and distortionary means of responding to natural disasters, such as drought and livestock diseases. By promoting partnership with other development partners, IFAD could support the Government in the design and testing of mechanisms to deal with the above mentioned risks in rural areas.

43. Proposed follow up: Programmes under the current Country Portfolio have specific interventions aimed at weather risk mitigations. The S3P, for example, is promoting conservation agriculture as one of the means to reduce the vulnerability of farmers to weather variations. The RUFEP has a grant window on rural finance equity and innovations that could be accessed to introduce such agricultural insurance services such as weather index-based insurance (WII). The country portfolio, under the S3P whose objective includes reduction of farmers' vulnerability arising from weather variations, will initiate a study on the assessment and applicability of WII in Zambia. The setting up of the WII will be undertaken by RUFEP. Further to strengthen environmental mainstreaming, with particular attention to climate change adaptation Zambia is earmarked to access ASAP (Adaptation for Smallholder Agriculture Programme) funding in 2016 and probably a grant from the Global Environmental Facility. There is a need to prepare project proposal to this effect.

44. Deadline date for implementation: Assessment and Applicability of WII in Zambia by end 2015. Preparation and submission of proposals to access ASAP and possibly GEF resources by end of 2016 Entities responsible for implementation: MOF, MAL, Ministry of Lands, Natural Resources and Environmental Protection, ICO.

Signed by: For the Government of Zambia: Julius J. Shawa Permanent Secretary Ministry of Agriculture and Livestock

For IFAD: Mr John McIntire Associate Vice President, Programme Department

Date: July 2014

COSOP preparation process

1. The COSOP Delivery Team (CDT) consisted of the following colleagues:
 - i. *Abla Benhammouche*, former Country Director for Zambia
 - ii. *Ambrosio Nsingui-Barros*, Country Programme Manager
 - iii. *Bernadette Mukonyora*, Programme Analyst and **lead author of the COSOP**
 - iv. *Dick Siame*, former Country Programme Officer (CPO)
 - v. *Paxina Chileshe*, Environment and Climate Change Specialist
 - vi. *Joyce Njoro*, Nutrition Specialist
 - vii. *Richard Abila*, Senior Global Technical Specialist, Fisheries and Aquaculture
 - viii. *Fabrizio Vivarini*, Financial Management Officer
 - ix. *Shirley Chinien*, Lead Regional Economist
2. The COSOP preparation process was facilitated by counterpart team i.e. Country Strategy Development Team (CSDT). The CSDT was constituted by the Ministry of Agriculture and comprised of a multi-disciplinary team from Ministries of Agriculture, Livestock, and Finance and key partners such as the Zambia Chamber of Commerce and the Zambia Farmers Unions. The CSDT prepare a background paper on the agriculture and rural development context in Zambia, which highlighted the challenges and opportunities for IFAD engagement in the country.
3. The IFAD CDT undertook a design mission in July 2018. The design mission engaged in stakeholder consultations, including a national stakeholder workshop with the CSDT and other stakeholders (see attached participant's list) around the following themes (a) a review of Zambia's recent macroeconomic and agricultural sector development plans and performance, as well as trends in rural poverty; (b) a review of IFADs ongoing projects to draw lesson learnt ; (c) potential strategic partnerships with development partners, private sector, research and professional bodies. The main objective of the first round of consultations were to undertake a SWOT analysis between IFAD and the Government of the republic of Zambia, which provided substantive inputs to the country diagnosis, national strategy for the agriculture sector and IFAD's comparative advantage.
4. The CDT and the CSDT undertook a write shop on the 20th July to jointly formulate and agree on the Strategic Objectives of the COSOP. The COSOP was further validated by the Government of Zambia during the Country Portfolio Review meeting which took place on the 15-17 January 2019.
5. The COSOP preparation process was also informed by the findings of the 2014 Country Strategy and Programme Evaluation (CSPE) which assessed the performance and impact of the IFAD country strategy and operations in Zambia over the period 2011-2018. The design of the COSOP has also taken into account the findings and recommendations of the COSOP Completion Review (CCR), which and benefitted from IFAD internal quality assurance processes i.e. Economist Network, QAG and PMI/ECG/FMD. The COSOP has been endorsed by IFAD senior management during the OSC on 21 February 2019.

Stakeholder Consultations for the Development of COSOP

Thursday, 19th July at Pamodzi hotel

Attendance

#	Name	Organisation	Title	Email
1	JJ Shawa	Ministry of Agriculture	Permanent Secretary	JJshawa@gmail.com
2	Emma Malawo	Ministry of Agriculture	Director, Policy and Planning	emalawo65@yahoo.com
3	Christian Chomba	Agriculture Consultative Forum	PARTNER	christianchomba@acfzambia.org
4	Kezia M. Katyamba	Ministry of Agriculture	Director, Agribusiness & Marketing Department	kmkatyamba@gmail.com
5	Allan Mulando	WFP	Team Leader, Smallholder Support	allan.mulando@wfp.org
6	Joseph Chiti	Provincial Fisheries & Livestock Coordinator	Ministry of Fisheries & Livestock	kafulachiti@gmail.com
7	Matteo Sirtori	EU	Head of Department	mateo.sirtori@eeas.europa.eu
8	Womba Phiri	RUFEP	M&E Specialist	womba.phiri@rufep.org.zm
9	Janet Rogan	United Nations	UN Resident Coordinator	janet.rogan@one.org.un.org
10	Ballard Zulu	IAPRI	Outreach Director	ballard.zuly@iapri.org.zm
11	Chris Kakunta	NAIS	Senior Reporter	kakuntachris@gmail.com
12	Egbert Munganama	MoA	Principal Mechanization Officer	emunganama@yahoo.com
13	Bernadette Mukonyora-Dias	IFAD	COSOP Lead	b.mukonyora@ifad.org

14	Chola Kulya	S3P	M&E Specialist	cholakulya@yahoo.com
15	Godwin Chate	MoA	PACO	gchate@yahoo.co.uk
16	Kalaba Chama	Ministry of Fisheries & Livestock	A/PFLCO	kchama156@gmail.com
17	Mwape W. Mweni	MFL - CP	Ag SLPO	mwapemweno@gmail.com
18	Nathan Phiri	MoA -SCCI	Chief Seeds Officer	nathanpzm@yahoo.com
19	Mable M. Simwanza	MoA - SCCL	Director	mablesimwanza@yahoo.com
20	Yona Sinkala	MFL- Department of Veterinary Services	Director	ysinkala@gmail.com
21	Ivor Mukuka	ZARI	Chief Agriculture Resource Officer	lvormukuka@gmail.com
22	ED Heinemann	IFAD	Advisor to AVP OPNS.	e.heinemann@ifad.org
23	Moses Mwale	MoA - ZARI	Director	mwalemp@yahoo.com
24	Christopher Kambole	ESAPP	PMEM	christopherkambole@yahoo.com
25	Charles Kapalasha	MoA	A/PACO	ckapalasha@gmail.com
26	Adreen Nansungwe	MoA	PACO	adreenansungwe@yahoo.com
27	Derrick Simukanzye	MoA	PACO	dsimukanzye@hotmail.com
28	Mulopa Victor	MoA	PACO	mulopav@yahoo.com
29	Kabwe Puta	MFL	PFLCO	putadrkabwe@yahoo.com

30	Alex D. Chilala	MoA	PACO	chilalaalex@gmail.com
31	Mulenga Emmanuel	E-SAPP	Agribusiness Manager	mulenga_e@yahoo.com
32	Geoffrey M. Muuka	MFL	PVRO	geoffreymuuka@yahoo.co.uk
33	Harriet Mweene	MoA	Economist	hmweene@gmail.com
34	Yotam Nyirenda	MoA	Economist	yotamu.nyirenda@agriculture.gov.zm
35	Cecilia M. Mamaya	MFL	Acting Permanent Secretary	cmulindeti@yahoo.com
36	Dr. Malisheke Mutemwa	MFL	PFLC-Central	malisheke@ayhoo.com
37	Martin Mwale	MFL	Ag /FLC - Southern	mukoshamwale@gmail.com
38	Gethings Chisule	MFL	Ag/PFLO - Western	gechisulo@gmail.com
39	Dr. Linous Munsimbwe	MoA	PACO- Lusaka	munsimbwe@yahoo.com
40	Musadabwe Chulu	MoA	Agricultural Economist	musadabwe.chulu@agriculture.gov.zm
41	Chongo M. Banda	MoA - PPD	Senior Economist	chongobanda123@gmail.com
42	Kennedy Mulenga	MFL	Ag/PFL -Economist	mulenga-kennedy@yahoo.com
43	Masiliso Sooka	CSO	Senior Statistician	msooka@live.com
44	Moses Katota	NAIS	Cameraman	katotamoses@gmail.com
45	Lemana Washingtone	NAIS	Producer - Radio	lemanavincent@yahoo.com

46	Simoono Nyungwe	NAIS	Controller	nyungwesimoono@yahoo.com
47	Ronald Msoni	FAO	Agronomist	ronald.msoni@fao.org
48	Vincent Mwaba	MFL	ADF	vincentmwaba@gmail.com
49	Teller Hazinyi	NAIS	Reporter	tellerhazinyi@gmail.com
50	Ellison Musimuko	MFL	SLPO	emusimuko8@gmail.com
51	Grace Lungu	MFL	SLPO	lungugrace@gmail.com
52	Andela Kangwa	MFL-DLD	Ag/SLPO	andela.kangwa@yahoo.com
53	Happy Kanyinji	MFL	PFLCO	hkanyinji@gmail.com
54	Matongo Munsanje	MoA	PAE	mat.munsanje@gmail.com
55	Dr. Obvious Kabinda	MoA	PACO	kabweobvious@yahoo.com
56	Miyanda Hakantu	MFL	SP	bonaventurek@gmail.com
57	Brian Kazenene	MFL	L.T	briankazenene@gmail.com
58	Martin Situmbeko	MFL	PLCO	mnsitumbeko@yahoo.co.uk
59	Augustine Mutelekesha	E-SLIP	M&E Manager	amutelekesha@yahoo.com
60	Dr. Max Choombe	MoA	PACO - Southern	maxchoombe@gmail.com
61	Derrick M. Simukoko	Ministry of Finance	Assistant Director -RFU	dmsimukoko@gmail.com

62	Tina Lungu Jere	MFL - NAIS	Principal Agriculture Information Officer	eletinajere@gmail.com
63	Dr. Batiseba Tembo	ZARI	Senior Agriculture Research Officer	batemfe@yahoo.com
64	Elly S. Mwale	Zambia Rice Federation	CEO	e.mwale7@gmail.com
65	Muntanga g. Simalumba	MFL - DFLM	Ag/Assistant Director	given-simalumba@yahoo.com
66	Gregory Chansa	Heifer International	Country Resource Manager	gregory.chansa@heifer.org
67	Godfrey M. Munyoro	Zambia Cooperative Federation (ZCF)	Manager Corporate Development	mgmunyoro@gmail.com
68	Mavis Chaile	Development Bank of Zambia	Chief Economist	marvis@dbz.co.zm
69	Ambrosio Barros	IFAD	CPM	a.barros@ifad.org
70	Timothy Tonga	MFL - PPD	Ag /Chief Programme Planner	timothytonga@yahoo.com
71	Achoncho Maureen	IFAD	Consultant	eyongmaureen@yahoo.com
72	Dick N. Siame	IFAD	CPO	d.siame@ifad.org
73	Elena Bertusi	IFAD	Consultant	e.bertusi@ifad.org
74	Fisho P. Mwale	Aquaculture Development Association of Zambia	Chairman	fishomwale@gmail.com
75	Sikabele Chiluba	Ministry of National Development Planning	Senior Planner	chikubakabe@yahoo.co.uk
76	Christopher Mbewe	MoA	Chief Agriculture Economist	chrismbewe@gmail.com
77	Olive Chiola	E-SLIP	Project Coordinator	oliveclarachiboola@gmail.com

78	Alick Daka	MoA- Department of Agriculture	Deputy Director	Alickdaka70@gmail.com
79	Cosmore Mwaanga	MFL - PPD	Ag. Director	cbbmwaanga@yahoo.com
80	Derrick Sikombe	MoA - PPD	Deputy Director	dmsikombe@gmail.com
81	Benson Mwenya	MFL	Director	bensonmwenya@hotmail.com
82	Lillian C. Chomba	MoA - PPD	Chief Planner	lillychomba@gmail.com
84	Shadreck Mulale	MoA - DoA	Principal Agricultural Officer – Crops Production	shadreckmulale@gmail.com
85	Webby Fumpa	MFL - PFLO	PFLO	wfumpa@yahoo.com
86	Rabecca Lubinda Ndawa	MNDP	Senior Planner	rebeccalubinda@gmail.com
87	Michael Mhango	MFL – Eastern	PFLO	mercosus@yahoo.com
88	Alfred chitalu	ZACCI	Research Officer	alfredchitalu@gmail.com
89	Meya Zimba	IFAD	AA	m.zimba@ifad.org

Strategic partnerships

Partnering Functions	Partners/Networks/ Platforms	Specific Results and Outcomes from Partnership	Justification for Partnership	Monitoring and Reporting (to be completed for CRR and CCR)
Mobilizing cofinancing	AFDB	Expected co-financing or programmatic collaboration under BRAVA through the GCF initiative	To strengthen collaboration since the AfDB will implement a similar Programme as BRAVA on climate adaptation and mitigation	
	BADEA	BADEA will co-finance BRAVA with USD 20 million	BADEA is interested in supporting Zambia in agriculture development in the context of BRAVA	
	OFID	OFID will co-finance BRAVA with USD10 million	OFID is interested in supporting Zambia in agriculture development in the context of BRAVA	
	IAPRI	IAPRI will co-finance E-SAPP with USD500,000 towards preparation of the Zambia Agribusiness National Development Strategy	IAPRI is a Policy Research Institute focusing on the agriculture sector and main advisor to MoA. It has a shared interest with IFAD to advance smallholder agriculture to higher heights in the country	
Strengthening private sector engagement	RBA (IFAD & WFP)	Production of the Zambia Zero-Hunger Strategy	Reinforce each other's mandate	
	ZACCI (The Zambia Chamber of Commerce and Industry)	IFAD supported projects will collaborate with ZACCI in relevant interventions such as Value Chain development and implementation	Provides business intelligence to investors. Its aim is to promote business growth and further the vibrant economy.	
Engaging in policy and influencing development agendas	IAPRI	Produced the jointly funded (IFAD, through S3P, and WFP) Zero Hunger Strategic Review Report	– Apart from being a Policy Research Institute focusing on the agriculture sector and being main advisor to MoA. It has a shared interest with IFAD on smallholder agriculture development.	
	UNCT	Review of United Nations Sustainable Partnership Framework (2016-2021)	IFAD is an active member of the UNCT which engages with government on transformational policies to achieve SDGs	
	IAPRI	Produced the jointly funded Zero Hunger Report (by IFAD, through S3P, and WFP)	It is the lead research institution on smallholder agriculture in Zambia and main advisor to government on agriculture policies	
	AG sector working groups	IFAD is currently Chair of the Troika of the Agriculture Cooperating Partners. E-Voucher system adoption by government.	Agricultural Cooperating Partners fora is very influential in shaping government policy in the Agriculture. As Troika, it influences Agendas that are smallholder farmer friendly	
Enabling coordinated	Cooperating Partners Group (CPG)	Embedment of Economic Diversification in the 7NDP (2017-2021).	The CPG is a multi-sectoral platform advising government on several policy issues. IFAD is an active member on smallholder agriculture policy issues.	
	United Nations - Zambia	Development of 7NDP (2017-2021) with substantial technical	Broad and highly inclusive participatory National	

country-led processes	Cooperating Partners Group (CPG)	Embedment of Economic Diversification Policy in the 7NDP (2017-2021) towards agriculture and other productive sectors	Development formulation process – 7NDP. IFAD was an active member in the process.. The UN System has got substantial influence on government owing to its technical and financial support to government, especially on smallholder agriculture As a multi-sectoral platform advising government coupled with financial and technical support it has tremendous influencing effect on government policy in various economic policies. As the UN System are CPG members, IFAD is an active member on smallholder agriculture policy issues.
	RBA	Collaborated on the construction of an Agribusiness Bulking Centre funded by WFP while IFAD funded a 25 km linking the centre to the market	Common interest in supporting smallholder agriculture to increase production, improve storage and linking them to markets for their produce
Developing and Brokering Knowledge and Innovation, SSTC	CIMMYT	Demonstrated useful smallholder friendly farm mechanization technologies (Treadle pumps, rippers, improved cassava cuttings, improved seeds produced by smallholders)	Focus on adaptable technologies for smallholders to increase production and productivity through adoption of improved technologies and climate farming practices
Enhancing Visibility	ZIAMIS (Zambia Integrated Management Information System)	S3P and E-SAPP operations are largely executed through MoA structures. This means they are reliant on the information system generated by ZIAMIS. This includes communication to the smallholder beneficiaries and general public on IFAD operations in the country. These include Farmer Field Schools; several radio and TV (documentary) programmes and feature stories in print media	MoA owns ZIAMIS. The following systems are under it: FISP (the e-voucher); Farmers Register; Agricultural Market Information system; and Extension system (Web based)

South-South and Triangular Cooperation Strategy

SSTC opportunities in IFAD operations in Zambia

I. Introduction

1. South-South and Triangular Cooperation (SSTC) is an important instrument for IFAD to deliver on its mandate of increasing agriculture production and productivity, food security, nutrition and incomes of poor people living in remote rural areas in developing countries. SSTC is recognized as a key area of work in IFAD's Strategic Framework 2016-2025 and a priority area for the Tenth and Eleventh Replenishments of IFAD's Resources (IFAD10 and IFAD11). In IFAD10, in fact, Member States committed to include "an articulated SSTC narrative" in 50 per cent of new COSOPs. The same commitment has been made for the IFAD11 period, with an increased target of 66 per cent.
2. In the context of the new Zambia COSOP for 2019 – 2023, the elaboration of the SSTC approach was prepared in collaboration with the SSTC Unit in the Global Engagement and Multilateral Relations Division in IFAD, the IFAD's Zambia Country Office and the Government of Zambia. This annex summarizes the main points that arose from the consultations with the relevant Government stakeholders, during the workshop organized on 19-20 July 2018 in Lusaka.

II. Ongoing SSTC activities in Zambia

3. The Government of Zambia is already particularly active in SSTC activities, both as a provider and a recipient, and has expressed its willingness to further pursue such activities in the new COSOP period.
4. Over the past years, the Government of Zambia has been involved in several activities, such as knowledge and technology exchanges, with other southern countries, and across regions. For instance, with the support of the African Development Bank, Zambia has signed a partnership agreement with the Indian State of Gujarat for the supply of farm machinery and training on its use in mechanized agriculture⁴², with a specific focus on women and both large and smallholder farmers. Additionally, in 2009, Zambia signed an MOU with South Africa on agricultural cooperation activities, which is enabling the countries to share agricultural development experiences, capacity building and skills development programmes, amongst other areas of cooperation. Moreover, in the area of technology for agricultural development, Egypt has been supporting the development of pilot model farms in several countries in the Africa region, including Zambia. Egypt provides the necessary technology and exports seed varieties that are environmentally compatible with the climate of the country, while the latter provides infrastructure, water resources and labour for agriculture⁴³.

III. IFAD-Zambia SSTC Engagement Rationale

5. In the COSOP covering the period 2011 - 2015, as well as in the extended COSOP, covering IFAD's engagement in the country until 2018, Zambia clearly recognized the comparative advantage provided by working with IFAD, which offers a doorway to experiences, lessons and knowledge in neighbouring countries. This is in fact a commodity that is increasingly valued by Zambia, which continues to seeking innovative solutions to its rural development challenges.

⁴² <https://www.afdb.org/en/news-and-events/thirteen-african-countries-seal-agriculture-industrialization-deal-with-india-17058/>

⁴³ <https://dailynewsegypt.com/2016/02/17/egypt-participates-in-establishing-three-model-farms-in-tanzania-zambia-congo-head-of-comesa-department-at-agriculture-ministry/>

6. Following consultations with GRZ in July 2018, SSTC has been identified as an important instrument for the Government of Zambia to increase exchange of knowledge, technologies and solutions and to support capacity building within the country, with both neighbouring countries and other regions.
7. In the context of the present COSOP, IFAD will support the GRZ in the implementation of its SSTC activities, in particular by taking advantage of the South Africa Regional Hub as well as the recently established SSTC and Knowledge Center in Addis Ababa (Ethiopia). In collaboration with, and with the support of the Global Engagement and Multilateral Relation (GEM) Division and the East and Southern Africa Division, the Hub and the Centres will play a key role to support the facilitation of SSTC related activities in the region.

IV. Opportunities for SSTC activities for Zambia

8. The GRZ has expressed its interest in pursuing SSTC activities within the agriculture sector. The specific areas of interest are: aquaculture, forage production and animal vaccines production. Additionally, GRZ has identified other areas of interests to be explored, such as: ICT for rural finance, policy (especially related to seeds), climate resilience, mobile banking, and mechanization of agriculture.
9. Based on the consultations and the abovementioned areas of focus for SSTC activities for Zambia, the following projects part of the IFAD's portfolio have been identified as potential sources for knowledge exchanges:
 - i. **Aquaculture.** IFAD has been working with few countries on the development of their aquaculture sector. In Angola, through the Artisanal Fisheries and Aquaculture Project (AFAP), IFAD is supporting the development of inland artisanal fisheries as well as small-scale aquaculture sector development. In Mozambique, IFAD is also focusing on aquaculture development with two projects: the Artisanal Fisheries Promotion Project (PROPESCA) and the Project for Promotion of Small-Scale Aquaculture (PROAQUA), which respectively promote the improvement of the incomes and livelihoods of artisanal fisheries and their communities and support the aquaculture development by building fish farmer groups and providing technical support, training and start-up packages, and access to rural finance services through savings and credit groups. Kenya is also active in the development and support of this sector through the Aquaculture Business Development Programme.
 - ii. **Mechanization of agriculture.** IFAD is working with smallholder farmers in Nigeria to support their production by facilitating their access to mechanization for land preparation and harvesting through the Value Chain Development Programme.
 - iii. **Animal vaccines production.** The Kenya Smallholder Dairy Commercialization Programme, among the various components, supports the setup of revolving funds for community based animal vaccination. The quality of the vaccines is ensured by their procurement through the Kenya Veterinary Vaccine Production Institute.
 - iv. **ICT for rural finance.** Through the Programme for Rural Outreach of Financial Innovations and Technologies (PROFIT), IFAD is supporting Kenya in the reform of its financial sector policy. Specifically, it supports the development of a variety of innovative financial products (such savings and remittance services, community infrastructure loans, value-chain financing, medium-term financing for the agriculture sector, and index-based insurance and health insurance, etc.) and improves the access to such products for poor rural households.

- v. **Climate resilience.** IFAD is working with Rwanda and Moldova on supporting smallholder farmers on the adoption of climate-resilient approaches to post-harvest activities undertaken amidst increasing climatic uncertainty (Rwanda Climate-Resilient Post-Harvest and Agribusiness Support Project) and to strengthen their climate-adaptive capacity, leveraging experiences from past interventions and introducing innovations (Moldova Inclusive Rural Economic and Climate Resilience Programme).
10. These represents some examples of projects from which Zambia could learn from through the organization of SSTC activities, such as knowledge exchanges, learning routes, workshops and capacity building activities.

V. Conclusion and way forward

11. The new COSOP for the Republic of Zambia offers a great opportunity for the country to advance its SSTC agenda. In particular, the Government is aware of the vast number of good practices and new technologies that other countries can offer, and is therefore seeking outside knowledge in a number of areas that are emerging as priorities for the country.
12. During the consultations, the opportunity of applying for funding through the recently established China-IFAD SSTC Facility⁴⁴ was welcomed by both the representatives of the Ministry of Agriculture and the Ministry of Fisheries and Livestock. IFAD has encouraged GRZ to take advantage of this opportunity especially in light of their interest to strengthen its SSTC activities in the agricultural sector.
13. IFAD stands ready to partner with the Republic of Zambia in the further implementation of its SSTC agenda in the key identified areas. This COSOP will therefore promote SSTC as a means to strengthen the achievement of its strategic objectives and to favour capacity building and knowledge sharing between Zambia and other developing countries.

⁴⁴ <https://www.ifad.org/web/knowledge/publication/asset/40691635>

Country at a glance

Country Profile				
	1990	2000	2010	2017
World view				
Population, total (millions)	8.03	10.93	13.86	17.09
Population growth (annual %)	2.7	2.8	2.9	3.0
Surface area (sq. km) (thousands)	752.6	752.6	752.6	752.6
Population density (people per sq. km of land area)	10.8	14.2	18.6	23.0
Poverty headcount ratio at national poverty lines (% of population)	--	--	54.7	54.4
Poverty headcount ratio at \$1.90 a day (2011 PPP) (% of population)	54.1	49.4	64.4	57.5
GNI, Atlas method (current US\$) (billions)	3.49	3.49	18.28	22.26
GNI per capita, Atlas method (current US\$)	430	330	1,320	1,300
GNI, PPP (current international \$) (billions)	11.12	16.79	41.51	67.07
GNI per capita, PPP (current international \$)	1,380	1,590	3,000	3,900
People				
Income share held by lowest 20%	6.9	6.1	3.8	2.9
Life expectancy at birth, total (years)	45	46	57	62
Fertility rate, total (births per woman)	6.4	6.0	5.4	5.0
Adolescent fertility rate (births per 1,000 women ages 15-19)	155	142	105	86
Contraceptive prevalence, any methods (% of women ages 15-49)	15	22	41	49
Births attended by skilled health staff (% of total)	51	45	45	63
Mortality rate, under-5 (per 1,000 live births)	185	165	62	60
Prevalence of underweight, weight for age (% of children under 5)	21.2	19.6	14.8	--
Immunization, measles (% of children ages 12-23 months)	90	85	96	96
Primary completion rate, total (% of relevant age group)	--	99	96	--
School enrollment, primary (% gross)	92.9	79.7	105.2	--
School enrollment, secondary (% gross)	21	--	--	--
School enrollment, primary and secondary (gross), gender parity index (GPI)	1	--	--	--
Prevalence of HIV, total (% of population ages 15-49)	8.4	15.5	12.3	11.5
Environment				
Forest area (sq. km) (thousands)	528.0	511.3	484.7	486.4
Terrestrial and marine protected areas (% of total territorial area)	--	--	--	37.9
Annual freshwater withdrawals, total (% of internal resources)	2.2	2.0	--	--
Urban population growth (annual %)	2.6	1.5	4.1	4.2
Energy use (kg of oil equivalent per capita)	679	593	594	--
CO2 emissions (metric tons per capita)	0.30	0.17	0.19	0.29
Electric power consumption (kWh per capita)	763	591	580	707
Economy				
GDP (current US\$) (billions)	3.29	3.60	20.27	25.81
GDP growth (annual %)	-0.5	3.9	10.3	4.1
Inflation, GDP deflator (annual %)	106.4	32.6	14.0	9.2
Agriculture, forestry, and fishing, value added (% of GDP)	18	16	9	7
Industry (including construction), value added (% of GDP)	45	23	32	36
Exports of goods and services (% of GDP)	--	24	37	36
Imports of goods and services (% of GDP)	--	36	31	36
Gross capital formation (% of GDP)	--	--	30	38
Revenue, excluding grants (% of GDP)	20.4	17.5	13.9	18.1
Net lending (+) / net borrowing (-) (% of GDP)	--	1.6	-1.2	-5.5
States and markets				
Time required to start a business (days)	--	36	19	9
Domestic credit provided by financial sector (% of GDP)	67.8	64.0	15.1	21.8
Tax revenue (% of GDP)	19.5	16.5	13.2	14.9
Military expenditure (% of GDP)	3.7	1.8	1.4	1.3
Mobile cellular subscriptions (per 100 people)	0.0	0.9	39.3	78.6
Individuals using the Internet (% of population)	0.0	0.2	10.0	25.5
High-technology exports (% of manufactured exports)	2	0	1	5
Statistical Capacity score (Overall average)	--	--	58	62
Global links				
Merchandise trade (% of GDP)	77	49	62	65
Net barter terms of trade index (2000 = 100)	207	100	204	159
External debt stocks, total (DOD, current US\$) (millions)	6,905	5,811	4,394	16,309
Total debt service (% of exports of goods, services and primary income)	14.7	21.2	1.9	15.1
Net migration (thousands)	-23	-93	-34	-40
Personal remittances, received (current US\$) (millions)	--	36	44	94
Foreign direct investment, net inflows (BoP, current US\$) (millions)	203	122	1,729	886
Net official development assistance received (current US\$) (millions)	474.8	794.7	919.3	852.6

Source: World Development Indicators database

Figures in *italics* refer to periods other than those specified.

Country Portfolio Summary

Region	East & Southern Africa	Member of Country Groups :	
Country	Zambia	Least Developed country	Yes
Current Financing Terms	Blend	Low-income, food deficit	Yes
Ranking all Countries	42	HIPC DI Eligible	Yes
Ranking within region	10		

Country Indicator	Value	Year	Source
Agriculture, value added (% of GDP)	7.16	2017	World Bank
GNI per capita, Atlas method (current US\$)	1,300.00	2017	World Bank
Human development index (HDI) value	0.59	2017	UNDP
Population, total	17,094,130.00	2017	World Bank
Rural population	9,747,757.00	2017	World Bank

Key Dates

Last RB-COSOP Approved AVP/PMD	
First Project Approved	22 Apr 1981
Last Project Approved	14 Dec 2016

IFAD Interventions

	Number of Projects	IFAD Approved USD ('000)
Financial Closure	9	125,009
Project Completed	2	30,284
Available for Disbursement	4	77,280
Total IFAD commitment	15	232,573

IFAD Interventions Summary

Project Number	Financing Instrument ID	Currency	Approved Amount	Disbursed	Loan/Grant Status	Project Status	Board Approval	Cooperating Institution
1100000066	1000002575	XDR	9,000,000	48%	Fully Repaid	Closed	22 Apr 1981	WB
1100000104	1000001959	XDR	11,950,000	99%	Closed	Closed	14 Sep 1982	WB
1100000206	1000002072	XDR	9,100,000	99%	Closed	Closed	09 Sep 1987	WB
1100000206	1000002700	XDR	7,100,000	97%	Closed	Closed	09 Sep 1987	WB
1100000293	1000002168	XDR	9,250,000	97%	Closed	Closed	11 Dec 1991	UNOPS
1100000293	1000002675	XDR	2,750,000	64%	Closed	Closed	11 Dec 1991	UNOPS
1100000368	1000002251	XDR	10,400,000	90%	Closed	Closed	05 Dec 1994	UNOPS
1100000430	1000002261	XDR	4,300,000	66%	Closed	Closed	12 Apr 1995	UNOPS
1100001039	1000002421	XDR	9,150,000	85%	Closed	Closed	08 Dec 1999	UNOPS
1100001108	1000002422	XDR	11,550,000	100%	Closed	Closed	08 Dec 1999	IFAD
1100001280	1000002557	XDR	9,250,000	88%	Closed	Closed	02 Dec 2004	IFAD_NB
1100001319	1000002598	XDR	7,000,000	98%	Closed	Completed	13 Dec 2005	IFAD_NB
1100001474	1000003522	XDR	12,900,000	100%	Expired	Completed	15 Sep 2009	IFAD_NB
1100001567	1000004094	XDR	15,450,000	100%	Disbursable	Disbursable	15 Sep 2011	IFAD
1100001567	2000002199	USD	6,700,000	26%	Disbursable	Disbursable	23 Dec 2017	IFAD
1100001650	2000000429	XDR	5,500,000	47%	Disbursable	Disbursable	11 Dec 2013	IFAD
2000000822	2000000824	XDR	570,000	12%	Disbursable	Disbursable	01 Sep 2014	IFAD
2000000822	2000000823	XDR	9,300,000	62%	Disbursable	Disbursable	01 Sep 2014	IFAD
2000001405	2000001759	XDR	740,000	19%	Disbursable	Disbursable	14 Dec 2016	IFAD
2000001405	2000001758	XDR	15,500,000	20%	Disbursable	Disbursable	14 Dec 2016	IFAD

Projects in Pipeline

Current Phase	Number of Projects	IFAD Proposed Financing USD ('000)
QE Approved	1	39,877
Total	1	39,877

Financial management issues summary

FIDUCIARY SUMMARY OF COUNTRY PORTFOLIO

COUNTRY	Zambia	CONCEPT NOTE	COSOP
COUNTRY and CURRENT PROJECT -Fiduciary KPIs:			
Country Fiduciary Inherent Risk	Medium	<p>Transparency International (TI)+ Zambia scored 37 points out of 100 (with 0 being high risk and 100 low risk) on the 2017 Corruption Perceptions Index reported by Transparency International, stable since 2012. Zambia was ranked 96 least corrupt nation out of 180 countries in 2017.</p> <p>PEFA The latest available PEFA is dated 2017 (data of 2016) and it provides a mixed picture of the country performance. Progress has continued in some key areas, including “Comprehensiveness and transparency” and “Credibility of budget”, and the number of indicators scoring C/D has reduced from 19 in 2012 to 14 in 2016.</p> <p>There has been strong performance for almost all the Performance Indicators (PIs) for policy-based fiscal strategy and budgeting, and external scrutiny and audit. However, there has been relatively poor performance for management of assets and liabilities, and predictability and control in budget execution. Budget reliability, transparency of public finances, and accounting & reporting have more mixed results.</p> <p>Debt Sustainability Analysis The government's debt sustainability analysis (DSA) in 1st half 2018 confirmed the conclusion of a joint IMF-World DSA (published in October 2017) that Zambia is at 'high' risk of external debt distress. Under the 'business as usual scenario', the IMF-World DSA found that the present value (PV) of external debt-to-GDP ratio would breach its threshold 'for high risk of external debt distress' (40 percent) in 2019, if external public and publicly guaranteed debt stock increased from US\$ 8.4 billion in 2017 to US\$ 11.4 billion in 2019. Yet, external public and publicly guaranteed debt accumulated faster, reaching US\$ 10.7 billion at mid-2018. Meanwhile, high domestic public borrowing at high yields continues to place upward pressure on lending rates and to crowd-out private sector lending. This could be worsened if new public expenditure arrears are accumulated in 2018.</p>	
Pending Obligations	USD 550,000 approx. ineligible expenditures reported in audit 2017 and during supervision. No arrears		
Country Income Classification	Middle Income Country (WB, 2018)		
Country Contribution in IFAD Replenishments	Pledge of USD 0.4 million to IFAD 11		
PBAS – Programme's cycle coverage	Indicative IFAD 11 allocation: USD 37.5 million		
Country Fiduciary Risk	Medium		
Disbursement - Profile	Ranges from satisfactory to moderately unsatisfactory		

<i>Counterpart Funding - Profile</i>	Ranges from highly satisfactory (RUFEP) to unsatisfactory (ESLIP)	Taking into consideration that Zambia's GNI per capita (US\$ 1,300 based on Atlas methodology) is higher, for more than 2 consecutive years, than the IDA (applicable for IFAD) threshold to be eligible to Highly Concessional resources, Zambia is eligible to blend terms at IDA and similarly at IFAD despite its status of debt distress. Therefore, Zambia would benefit of the phasing out-in mechanism during IFAD 11 cycle.
<i>Current Lending terms</i>	Highly Concessional	
<i>IFAD11 lending terms</i>	In transition during IFAD 11 to Blend terms	

Key Fiduciary OBSERVATIONS:

The COSOP document highlights the key FM risks in the portfolio, including: the risks related to the implementation of nation-wide programmes; the value for money issues especially related to trainings, meetings and workshops; the low local implementation capacity; and the under reporting of in-kind contribution. These areas shall be further assessed and appropriate strategies incorporated into the design of new projects.

In general, key fiduciary observations that need particular attention whilst formulating future projects are the following:

- IFMIS is only used in the ministries' central units; its roll-on to the Government's local units (provinces and districts) and to the donor-funded programmes remains a challenge. Until the national system is fully operationalized and reliable, programmes should use a financial accounting software. SAGE Pastel is currently used by all IFAD funded programmes in Zambia.
- Provincial and district accountants use manual accounting procedures and financial operations are recorded in excel spreadsheets; specific support in FM shall be provided to these units.
- In the last few years disbursements across the entire portfolio have experienced high recurrent costs. With the exception of RUFEP, the expenditures under training, workshops, meetings including the DSA for PMU and Ministerial staff have increased at an unsustainable pace. This risks jeopardizing the efficiency and effectiveness of the Programmes' interventions. As also reported in the last supervision mission, this could also be the driving factor for the potential ineligible expenses, as these activities are performed at costs (substantially) higher than initially budgeted for. This situation is being addressed through a closer analysis and better monitoring of AWPBs; however particular attention shall be put in the design and costing structure of future projects. It is in fact recommended that salaries and per-diem be clearly indicated in specific expenditure categories.
- The national focus of programme interventions has also contributed to the increase of recurrent costs and resource dispersion. Furthermore, PCO's ability to oversee the programme implementation is challenged by the Programme's wide geographical reach and the remoteness of some of the provinces and districts.
- The quality of Internal Audit (IA) reports is satisfactory (performance audit) but, due to constraints driven by lack of human and financial

resources, internal auditing is not regularly executed on a semi-annual basis. From 2019 onwards, Internal Audit (IA) teams in the ministries will have more staff engaged in the auditing of donor-funded projects, and internal audits will be expected to be carried out on a quarterly basis. The improvements in internal auditing shall be closely monitored in future SMs.

- Programmes have been instructed on how to improve capturing and reporting domestic contribution; a consistent procedure shall be formulated and included in the PIM accordingly.

On External Audit – Zambia benefited from the IFAD Grant to INTOSAI Development Initiative (IDI) aimed at strengthening the capacity of Supreme Audit Institutions. So far, this arrangement has been satisfactory and has resulted in: continued improvements in the quality of the exercises and timely submission of the reports; more fluid exchanges of information with IFAD; and the follow-up of findings has been more consistent. During the last visit to the country, the OAG Team was asked to pay particular attention to costs of trainings, meetings and workshops as well as to the reporting of domestic contributions.

Existing Portfolio:

COUNTRY		Zambia				
Project	Financing instrument	FLX Status (1)	Lending Terms	Currency	Amount (million)	Completion date
SAPP	G-C-SEC-785-	EXPD	SUPPLEMENTARY FUNDS GRANTS	USD	1.00	30/03/2017
SAPP	L-I--785-	EXPD	HIGHLY CONCESSIONAL TERMS 0.75 pc	XDR	12.90	30/03/2017
S3P	200000243500	DSBL	SUPPLEMENTARY FUNDS GRANTS	USD	1.54	30/12/2019
S3P	200000219900	DSBL	BLENDED TERMS	USD	6.70	30/12/2019
S3P	L-I--846-	DSBL	HIGHLY CONCESSIONAL TERMS 0.75 pc	XDR	15.45	30/12/2019
RUFEP	200000042900	DSBL	HIGHLY CONCESSIONAL TERMS 0.75 pc	XDR	5.50	29/09/2022
RUFEP	200000043000	DSBL	HIGHLY CONCESSIONAL TERMS 0.75 pc	EUR	9.00	29/09/2022
E-SLIP	2329P	APPR	LOAN ADMINISTRATION ONLY	USD	12.00	
E-SLIP	200000082300	DSBL	HIGHLY CONCESSIONAL TERMS 0.75 pc	XDR	9.30	29/06/2022
E-SLIP	200000082400	DSBL	LOAN COMPONENT GRANTS	XDR	0.57	29/06/2022
E-SAPP	200000175800	DSBL	HIGHLY CONCESSIONAL TERMS 0.75 pc	XDR	15.50	29/09/2024
E-SAPP	200000175900	DSBL	LOAN COMPONENT GRANTS	XDR	0.74	29/09/2024
(1) APPR – SIGN – ENTF – DISB – EXPD - SPND						
B. PORTFOLIO, FM RISK & PERFORMANCE						

Project	Financing instrument	Curr.	Amount (million)	Project risk rating	PSR quality of FM	PSR audit	PSR disb. rate	Disbursed to approved
SAPP	G-C-SEC-785-	USD	1.00	High	Mod. satisfactory	Satisfactory	Mod. satisfactory	100 %
SAPP	L-I--785-	XDR	12.90	High	Mod. satisfactory	Satisfactory	Mod. satisfactory	100 %
S3P	200000243500	USD	1.54	Medium	Mod. satisfactory	Satisfactory	Mod. satisfactory	28 %
S3P	200000219900	USD	6.70	Medium	Mod. satisfactory	Satisfactory	Mod. satisfactory	26 %
S3P	L-I--846-	XDR	15.45	Medium	Mod. satisfactory	Satisfactory	Mod. satisfactory	100 %
RUFEP	200000042900	XDR	5.50	Low	Satisfactory	Mod. unsatisfactory	Mod. unsatisfactory	46 %
RUFEP	200000043000	EUR	9.00	Low	Satisfactory	Mod. unsatisfactory	Mod. unsatisfactory	51 %
E-SLIP	2329P	USD	12.00	High	Mod. unsatisfactory	Mod. satisfactory	Satisfactory	0 %
E-SLIP	200000082300	XDR	9.30	High	Mod. unsatisfactory	Mod. satisfactory	Satisfactory	62 %
E-SLIP	200000082400	XDR	0.57	High	Mod. unsatisfactory	Mod. satisfactory	Satisfactory	12 %
E-SAPP	200000175800	XDR	15.50	High	Mod. unsatisfactory		Mod. satisfactory	20 %
E-SAPP	200000175900	XDR	0.74	High	Mod. unsatisfactory		Mod. satisfactory	19 %

Projects' risk and FM performance is moderately unsatisfactory in two ongoing programmes.

In **ESLIP**, the project risk rating has been increased from medium to **high** in consideration of the high amount of ineligible expenditures reported in the 2017 Audit Report (USD 158,700). The quality of FM remains moderately unsatisfactory; the project budgeting and internal controls, including internal auditing, are considered to be the areas with major difficulties. Value for Money is an area of serious concern: after 3.5 years of implementation, the total cost of Category III reached USD 1.6 million, being **170%** of the total allocation for the entire project life.

In **E-SAPP**, the organization of FM functions is considered to be adequate to the needs of the Programme; however, the project risk rating remains **high** in consideration of the high expenditures incurred under the Training cost category, which have already absorbed 46% of the entire category allocation for the Programme (60% for the loan component only) after only one year of actual programme implementation.

Overall, the portfolio disbursement rate is moderately satisfactory, with the exception of RUFEP. In this case, the slow disbursement rate is mostly explained by the low fund absorption capacity of some Strategic and Implementing Partners. However, the review shows a marked increase in the disbursement rate as compared to the data presented in the previous supervision: from 15% in September 2017 to the current 46%.