

Signatura: EB 2018/124/INF.2
Fecha: 21 de agosto de 2018
Distribución: Pública
Original: Inglés

S



Invertir en la población rural

Resumen de los fondos suplementarios recibidos, comprometidos y utilizados en 2017

Nota para los representantes en la Junta Ejecutiva

Funcionarios de contacto:

Preguntas técnicas:

Luis Jiménez-McInnis

Director
Oficina de Asociaciones y Movilización de Recursos
Tel.: (+39) 06 5459 2705
Correo electrónico: l.jimenez-mcinnis@ifad.org

Willem Wefers Bettink

Jefe
Unidades Técnicas
Oficina de Asociaciones y Movilización de Recursos
Tel.: (+39) 06 5459 2472
Correo electrónico: w.bettink@ifad.org

Envío de documentación:

Andreina Mauro

Jefa
Unidad de los Órganos Rectores
Tel.: (+39) 06 5459 2374
Correo electrónico: gb@ifad.org

Junta Ejecutiva — 124.º período de sesiones
Roma, 11 a 13 de septiembre de 2018

Para información

Índice

Acrónimos y siglas	ii
I. Introducción	1
II. Resumen de la cartera de fondos suplementarios del FIDA en 2017	2
III. Acuerdos de asociación del FIDA en curso	7
IV. Conclusiones	7

Apéndices:

I. Ongoing Partnership Agreements signed between IFAD and Partner Organizations - as of 30 June 2018 [Acuerdos de Asociación Vigentes firmados entre el FIDA y Organizaciones Asociadas, al 30 de junio de 2018]	1
II. 2017 Supplementary fund portfolio - detailed tables [Cartera de fondos suplementarios correspondiente a 2017: cuadros detallados]	4

Acrónimos y siglas

ASAP	Programa de Adaptación para la Agricultura en Pequeña Escala
CGIAR	Consortio de Centros Internacionales de Investigación Agrícola
FARMS	Fondo para Refugiados, Migrantes y Desplazados Forzosos de la Estabilidad Rural
FECC	Fondo Especial para el Cambio Climático
FIDA	Fondo Internacional de Desarrollo Agrícola
FMAM	Fondo para el Medio Ambiente Mundial
Fondo ABC	Fondo de Inversión para Agroempresas
FPMA	Fondo para los Países Menos Adelantados
PMASA	Programa Mundial de Agricultura y Seguridad Alimentaria

Resumen de los Fondos Suplementarios Recibidos, Comprometidos y Utilizados en 2017

I. Introducción

1. Los fondos suplementarios son donaciones recibidas de Estados Miembros y otros donantes (como organizaciones internacionales, fondos y fundaciones) que se gestionan según las condiciones acordadas por el FIDA y los donantes. Los fondos se asignan independientemente del sistema de asignación de recursos basado en los resultados y del sistema de asignación de donaciones, y generalmente se utilizan en iniciativas concretas de cofinanciación de proyectos, estudios o iniciativas de asistencia técnica, y para apoyar el Programa de jóvenes profesionales del FIDA.
2. Estos fondos suplementarios constituyen un instrumento de eficacia comprobada en la movilización de cofinanciación para que el FIDA ejecute su programa de préstamos y los entregue a los receptores a través de un único canal, lo que simplifica la administración y reduce la carga que pesa sobre los receptores. Representan una importante vía para la ampliación de escala de las intervenciones en los países de ingresos bajos y los países de ingresos medianos bajos, para prestar apoyo a la actuación del Fondo en las situaciones de fragilidad y para la mejora de la colaboración con la sociedad civil, por ejemplo, con las organizaciones de agricultores. También se utilizan para financiar la innovación en esferas temáticas tales como la gestión del riesgo agrícola, y las remesas, y han desempeñado un importante papel en el apoyo a los temas relativos a la nutrición, las cuestiones de género y el clima.
3. El FIDA ha logrado una trayectoria positiva en la movilización de fondos suplementarios procedentes de fondos mundiales vinculados al medio ambiente y al clima, tales como el Fondo para el Medio Ambiente Mundial (FMAM), el Fondo para los Países Menos Adelantados (FPMA), el Fondo Especial para el Cambio Climático (FECC) y el Fondo de Adaptación. En 2016, el FIDA fue acreditado como organismo de ejecución ante el Fondo Verde para el Clima¹.
4. Los fondos suplementarios constituyen una fuente esencial de financiación para realizar actividades no crediticias a escala nacional, regional y mundial, como financiar estudios, talleres, y actividades de actuación normativa y de otro tipo para las que se dispone de pocos recursos administrativos.
5. En la presente nota informativa se proporciona información actualizada sobre los fondos suplementarios recibidos, comprometidos y utilizados en 2017².

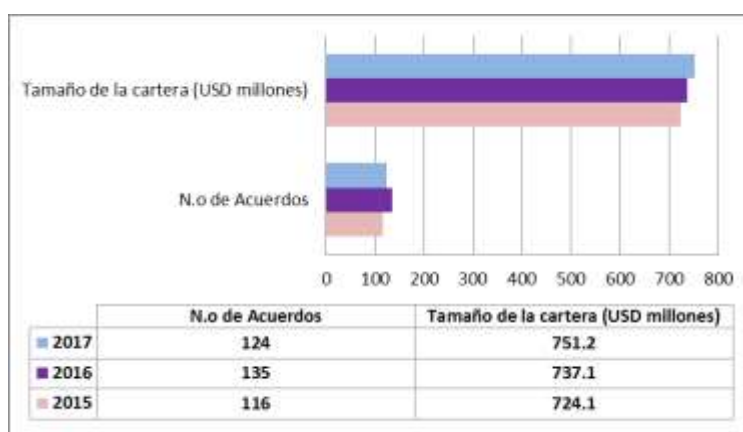
¹ Tomando en cuenta el Programa de Adaptación para la Agricultura en Pequeña Escala (ASAP), el FMAM, el FPMA, el FECC y el Fondo de Adaptación, el FIDA ha movilizado una financiación orientada a las iniciativas relacionadas al clima y al medio ambiente en 62 países por un valor aproximado de USD 500 millones; esto lo convierte en el mayor canal de recursos para la adaptación de la agricultura en pequeña escala.

² También se facilita información sobre el Programa de jóvenes profesionales del FIDA, que, no obstante, no se incluye en el cálculo, ni en la evaluación de toda la cartera.

II. Resumen de la cartera de fondos suplementarios del FIDA en 2017

6. **Situación de la cartera de fondos suplementarios.** Al 31 de diciembre de 2017, la cartera de fondos suplementarios del FIDA³ estaba formada por 124 acuerdos con 21 Estados Miembros y sus instituciones, 11 organizaciones internacionales y una fundación, por un monto total de USD 751,2 millones⁴. Una parte considerable de los fondos está vinculada a acuerdos que están a punto de vencer; no obstante, al mismo tiempo, el FIDA está negociando una serie de contribuciones de aproximadamente USD 160 millones.
7. En el cuadro 1 del anexo 2 se puede encontrar la lista de donantes, los pormenores de estos acuerdos y una breve descripción de estos. En el gráfico siguiente se proporciona una visión general del tamaño y el número de acuerdos de la cartera para el período comprendido entre 2015 y 2017.

Gráfico 1

Tamaño y número de acuerdos de la cartera, entre 2015 y 2017

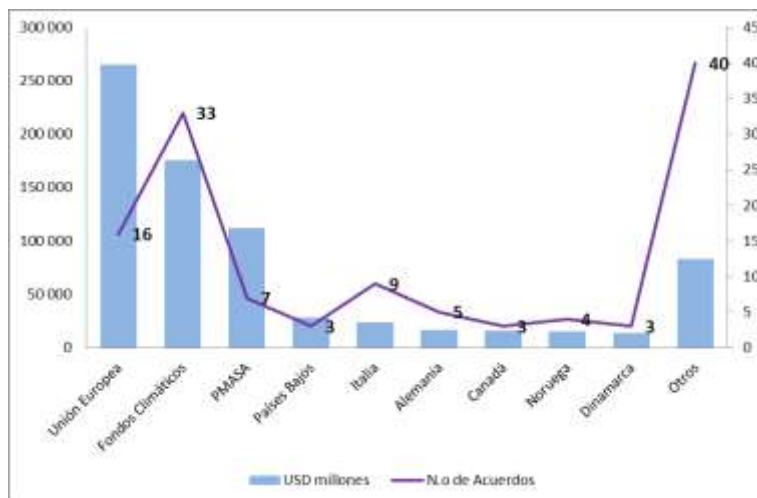
8. **Fuentes y asignación de fondos.** En 2017, las organizaciones y fondos internacionales (Unión Europea, Programa Mundial de Agricultura y Seguridad Alimentaria, etc.) representaron el 74 % de la cartera de fondos suplementarios (USD 556,6 millones), mientras que los Estados Miembros representaron el 26 % (USD 194,6 millones). Cabe señalar que los fondos suplementarios aportados por los Estados Miembros han aumentado un 7 % con respecto a 2016, y que una serie de países (por ejemplo, Hungría y la Federación de Rusia) aportaron fondos suplementarios al FIDA por primera vez en 2017.
9. Se han dedicado esfuerzos especiales a colaborar con fundaciones privadas y filantrópicas como una nueva fuente de fondos suplementarios. La cartera actual comprende fondos de la Fundación Bill y Melinda Gates dirigidos a diseñar asociaciones entre el sector público, el sector privado y los productores que se dediquen a desarrollar cadenas de valor de pequeños rumiantes en la India. Durante 2017, el FIDA movilizó fondos de las Fundaciones de la Sociedad Abierta del Fondo para Refugiados, Migrantes y Desplazados Forzados en pro de la Estabilidad Rural (FARMS), en Jordania.

³ Esto incluye los acuerdos que se firmaron, estuvieron en curso y concluyeron en 2017, o que concluyeron en ese año, pero que siguen teniendo actividades en curso.

⁴ Al calcular los valores equivalentes en dólares de los Estados Unidos de la cartera al 31 de diciembre de 2017, se utilizó un tipo de cambio de 0,832 euros por dólar.

10. En total, el 63 % de los fondos suplementarios en curso se destinó a cofinanciar proyectos de inversión del FIDA y el 37 %, a esferas temáticas. Este último porcentaje también incluye un 11 % en apoyo de la investigación agrícola a través del Consorcio de Centros Internacionales de Investigación Agrícola (CGIAR).

Gráfico 2

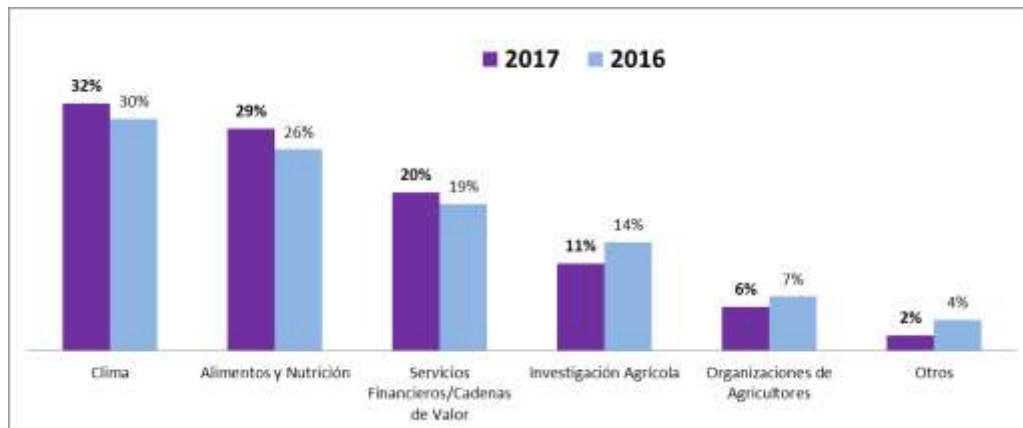
Principales donantes de fondos suplementarios al 31 de diciembre de 2017

11. En el gráfico 2 se presentan los principales nueve donantes, que aportaron el 89 % de los fondos suplementarios (USD 667,7 millones) con arreglo a 83 acuerdos. Se puede observar que el resto fue proporcionado mediante un número elevado de acuerdos (40), con contribuciones de entre USD 30 000 y USD 3 millones.
12. La Unión Europea es, con diferencia, el mayor contribuyente de fondos suplementarios, ya que representa el 35 % de la cartera total (USD 265,1 millones), mediante 16 acuerdos en curso. Los fondos mundiales para el medio ambiente y el clima (el Fondo de Adaptación, el FMAM, el FPMA y el FECC) constituyen el segundo contribuyente, con el 23 % de toda la cartera de fondos suplementarios (USD 175,6 millones), seguidos del Programa Mundial de Agricultura y Seguridad Alimentaria (PMASA), con el 15 % (USD 112,1 millones).
13. Estos asociados aportan principalmente fondos para la cofinanciación de proyectos de inversión del FIDA (el 74 %), mientras que la Unión Europea también financia actividades relacionadas con la investigación agrícola (en asociación con el CGIAR), las remesas (desde 2006), las organizaciones de agricultores, la innovación en la gestión de riesgos agrícolas (por conducto de la Plataforma para la Gestión de Riesgos Agrícolas) y la colaboración con el sector privado mediante la financiación destinada al Fondo de Inversión en Capital Social Yield Uganda. El FIDA está ultimando las negociaciones con la Unión Europea para que destine nuevos fondos al Fondo de Inversión para Agroempresas (ABC) (un fondo de inversiones de impacto para financiar a pequeños productores y a pequeñas y medianas empresas).
14. Los Estados Miembros que más contribuyen a la cartera en curso son los Países Bajos (USD 28 millones), Italia (USD 23 millones), Alemania (USD 16 millones), el Canadá (USD 16 millones), Noruega (USD 15 millones) y Dinamarca (USD 13,7 millones). El 37 % de los fondos suplementarios aportados por los Estados Miembros se destina a la cofinanciación de proyectos y el resto (el 63 %), a prestar apoyo temático a la investigación agrícola, las organizaciones de agricultores, la mejora del acceso a servicios financieros, la gestión de los recursos naturales, la seguridad alimentaria y la nutrición, y al Fondo ABC.

15. **Ámbito temático.** En el gráfico 3 se ofrece una visión general de la asignación de los recursos por ámbito temático y una comparación del año en curso con 2016.

Gráfico 3

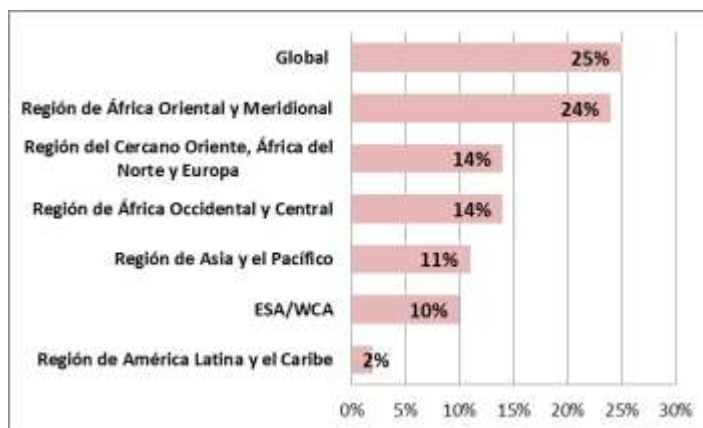
Ámbitos temáticos de la cartera de fondos suplementarios al 31 de diciembre de 2017



16. En 2016, el clima siguió siendo el principal ámbito temático (el 32 % o USD 240 millones) y comprendió el apoyo prestado por los fondos para el medio ambiente y el clima que están cofinanciando la cartera de inversiones del FIDA, por un lado, y por Suecia y Noruega para el fondo fiduciario de la segunda fase del ASAP, por otro. El ligero aumento observado en 2017 se debe a los nuevos fondos movilizados para la segunda fase del ASAP y nuevas asignaciones para el FMAM. Estos fondos tienen una función importante en la incorporación del cambio climático en la labor del FIDA.
17. El ámbito que ocupó la segunda posición es el de la seguridad alimentaria y nutricional (el 29 % o USD 215 millones). Los principales contribuyentes son el PMASA, la Unión Europea, Italia, el Japón y la Federación de Rusia para cofinanciar proyectos en países de ingresos bajos, países de ingresos medianos bajos y países en situaciones de máxima fragilidad. El Canadá, Irlanda y Alemania están aportando fondos para prestar apoyo temático a la reducción de las pérdidas de alimentos y para incorporar la nutrición en la cartera del FIDA.
18. Los servicios financieros inclusivos y el fomento de cadenas de valor (el 20 % o USD 153,4 millones) engloban fondos aportados por el Canadá, Dinamarca, la Unión Europea e Italia para cofinanciar proyectos de financiación rural, infraestructura relacionada con el mercado y fomento de cadenas de valor. También comprende apoyo de Francia, la Unión Europea, Luxemburgo y Suiza destinado a programas de múltiples donantes, como el Fondo de Financiación para Remesas, la Plataforma para la Gestión de Riesgos Agrícolas, el Fondo ABC y el Mecanismo de asistencia técnica del Fondo Africano para la Agricultura.
19. La investigación agrícola (el 11 % o USD 84,5 millones) comprende fondos provenientes de la Unión Europea para el CGIAR. La finalidad de la contribución es poner en práctica la investigación y elaborar y probar enfoques innovadores que afecten positivamente en los medios de vida, la nutrición y la resiliencia de las comunidades rurales. El FIDA y la Unión Europea mantienen una colaboración duradera en este ámbito de más de 10 años.

20. El apoyo a las organizaciones de agricultores (el 6 % o USD 42,3 millones) comprende fondos de la Unión Europea, Francia y Suiza destinados a fortalecer la capacidad institucional de dichas organizaciones y desarrollar servicios económicos que faciliten la integración de los pequeños agricultores en las cadenas de valor, respaldando el Programa de apoyo a las organizaciones campesinas en África y Asia y el Foro Campesino del FIDA.
21. La última categoría comprende el apoyo destinado a la incorporación de las cuestiones de género y otros temas como la evaluación, el apoyo institucional y la eficacia en términos de desarrollo (el 2 % o USD 15,3 millones), mediante los fondos aportados por Estonia, Hungría, Noruega, Suiza, Suecia y otros países.
22. **Distribución regional.** En el gráfico 4 a continuación se muestra la distribución de la cartera de fondos suplementarios por región. El 25 % de estos fondos son mundiales o se destinan a múltiples regiones o países. Casi la mitad de la cartera (el 48 %) se destina al África Subsahariana: el 24 %, al África Oriental y Meridional (ESA); el 14 %, al África Occidental y Central (WCA), y el 10 % que se centra en ambas regiones. La región del Cercano Oriente, África del Norte y Europa (NEN) recibe el 14 % de la cartera de fondos suplementarios, más que en años anteriores, principalmente a causa de la respuesta a los conflictos y la fragilidad a través del FARMS. Asia y el Pacífico (APR) recibieron el 11 %, mientras que el 2 % se destinó a América Latina y el Caribe (LAC).

Gráfico 4

Distribución regional de la cartera de fondos suplementarios

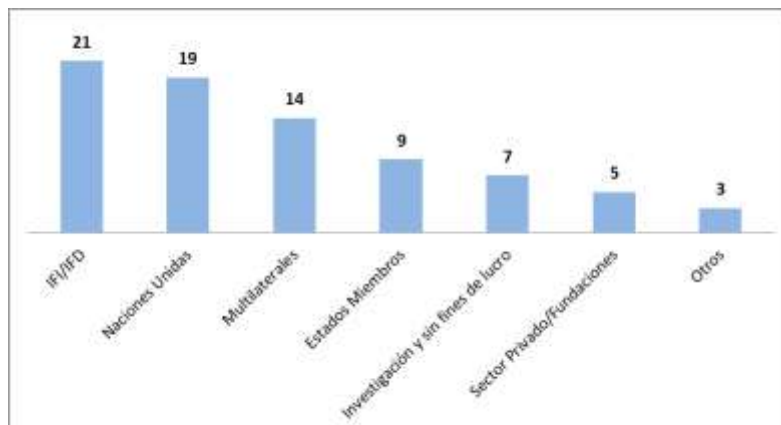
23. **Fondos movilizados en apoyo de los programas del FIDA.** Durante 2017 se realizaron esfuerzos especiales para movilizar fondos en apoyo de la cartera de inversiones del FIDA y sus programas mundiales y temáticos. El FIDA reunió un monto total de USD 81,4 millones de 18 donantes. Algunos de los principales nuevos fondos son: i) los del FMAM relacionados con el Programa de enfoque integrado del FMAM dirigido por el FIDA en el África Subsahariana; ii) los de Noruega y Suecia para el fondo fiduciario de la segunda fase del ASAP; iii) los de Suiza, Noruega y el Fondo de la Organización de Países Exportadores de Petróleo para el Desarrollo Internacional para financiar el FARMS para programas en Jordania, Líbano, Níger y Somalia, y iv) los de la iniciativa "Missing Middle" del PMASA para financiar un proyecto en Malí que respalda la inclusión de los jóvenes del ámbito rural en cadenas de valor.
24. Asimismo, Luxemburgo confirmó su financiación (por un monto de EUR 5 millones) para el Fondo ABC, como primer contribuyente a esta importante iniciativa. En lo que respecta a la cofinanciación, Alemania presta apoyo al sector de la pesca en pequeña escala en Eritrea, mientras que la

Federación de Rusia hizo su primera contribución de fondos suplementarios al FIDA con objeto de mejorar la nutrición de los escolares en Tayikistán. En el apéndice 2 se presenta información detallada sobre todos los acuerdos firmados y los pagos recibidos en 2017.

25. En total, se recibieron USD 120,6 millones en concepto de pagos con arreglo a acuerdos nuevos y existentes de provisión de fondos suplementarios.
26. **Programa de jóvenes profesionales.** El Programa de jóvenes profesionales del FIDA, por medio del cual los Estados Miembros patrocinan a jóvenes universitarios para que hallen empleo en el FIDA, también se financia con fondos suplementarios. El FIDA tiene en total 17 de estos programas, 15 de los cuales están ubicados en la Sede y dos sobre el terreno, en Ghana y el Sudán. Los países patrocinadores son los Países Bajos (con seis programas), Suiza (con cuatro), Alemania (con dos), Finlandia (uno), Italia (dos), el Japón (con uno) y Corea (con uno).
27. **Gestión y administración de fondos suplementarios.** Con miras a reforzar la movilización y gestión de fondos suplementarios, el FIDA ha invertido en los últimos años en mejorar los sistemas de gestión de estos fondos. Durante 2018, todos los datos relacionados con acuerdos de provisión de fondos suplementarios se integraron a los sistemas institucionales del FIDA. Ello ha conllevado el aumento de la eficiencia, el refuerzo del cumplimiento y la mejora del acceso a la información, y la presentación de informes. Un grupo de trabajo interno también está examinando las directrices del FIDA relativas a la recuperación de los costos vinculados a los fondos suplementarios. El FIDA ha llevado a cabo una auditoría interna durante el período de notificación para evaluar los resultados de la gestión de los fondos suplementarios. El dictamen de auditoría fue favorable con respecto a la idoneidad del uso de los fondos según la finalidad establecida en los acuerdos de provisión de fondos suplementarios.
28. Como se hace habitualmente, se han proporcionado a los donantes sus estados financieros comprobados, en los que se muestra la situación financiera de las contribuciones al 31 de diciembre de 2017. Se han realizado esfuerzos adicionales para mejorar la calidad de la presentación de informes en general, destacando la información relativa a los logros y resultados junto con los datos financieros.
29. Durante el período de notificación, se cerraron financieramente 15 acuerdos concluidos y se concluyeron otros 22, que se encuentran en proceso de cierre financiero. La Oficina de Asociaciones y Movilización de Recursos, junto con la División de Contaduría y Contraloría, están trabajando proactivamente para garantizar el cierre financiero puntual de estos acuerdos.

III. Acuerdos de asociación del FIDA en curso

Gráfico 5
Acuerdos de asociación activos por tipo de asociado



30. Durante el 121.º período de sesiones de la Junta Ejecutiva del FIDA, el Fondo se comprometió a remitir a los miembros de la Junta Ejecutiva la lista de los acuerdos de asociación activos firmados con varios asociados. Al 30 de junio de 2018, el FIDA tiene un total de 78 acuerdos de asociación en curso firmados con organizaciones asociadas. Entre ellos hay acuerdos con instituciones financieras internacionales y nacionales, organizaciones de las Naciones Unidas, organizaciones multilaterales, Estados Miembros, organizaciones regionales, y organizaciones y fundaciones del sector privado, etc. Además de estos acuerdos, el FIDA también tiene 15 acuerdos transaccionales. Se trata de acuerdos con Estados Miembros en apoyo del Programa de jóvenes profesionales del FIDA y dos acuerdos de asignación para la adscripción de personal. En el gráfico 5 se proporciona una visión general de la cartera en curso por tipo de asociado. En el apéndice 1 se ofrece una lista de los acuerdos de asociación en curso.

IV. Conclusiones

Como ya se ha mencionado en el informe, los fondos suplementarios son una forma bien establecida de atraer cofinanciación para los programas de préstamo del FIDA y de respaldar su labor temática. En vista de los compromisos contraídos para la FIDA11, el Fondo seguirá movilizando fondos suplementarios para destinarlo a prioridades específicas que añadan valor a los programas en los países o mejoren la colaboración mundial, como: i) la cofinanciación de los programas de inversiones del FIDA, en especial de la UE y donantes bilaterales; ii) los mecanismos de múltiples donantes como el FARMS o la segunda fase del ASAP; iii) las iniciativas de cooperación Sur-Sur y cooperación triangular, y iv) el desarrollo del sector privado y el espíritu empresarial de los jóvenes a través del Fondo ABC.

Ongoing Partnership Agreements signed between IFAD and Partner Organizations - as of 30 June 2018

Member States			
No.	Institution/Organization	Form of Cooperation	Date
1	Italy	Partnership Agreement	2001
2	Italy	Partnership Agreement	2016
3	Spain	Partnership Agreement	2007
4	Japan	Memorandum of Understanding	2010
5	Germany - Federal Ministry for Economic Cooperation and Development	Statement of Intent	2013
6	United Arab Emirates	Joint Declaration of Intent	2015
7	Switzerland	Memorandum of Understanding	2016
8	Germany - Federal Ministry for Economic Cooperation and Development	Declaration of Intent	2016
9	China	Memorandum of Understanding	2016
IFIs and DFIs			
1	African Development Bank (AfDB)	Cooperation Agreement	1978
2	African Development Bank (AfDB)	Memorandum of Understanding	2008
3	African Development Bank (AfDB)	Memorandum of Understanding - 1st Addendum	2017
4	Inter-American Development Bank	Cooperation Agreement	1978
5	Inter-American Development Bank (IADB)	Memorandum of Understanding	2004
6	The World Bank (WB)	Agreement	1978
7	Islamic Development Bank (IsDB)	Cooperation Agreement	1979
8	Islamic Development Bank (IsDB)	Framework Cofinancing Agr.	2010
9	Arab Fund for Economic and Social Development (AFESD)	Agreement	1980
10	Arab Bank for Economic Development in Africa (BADEA)	Cooperation Agreement	1982
11	Agence Française de Développement (AFD)	Cooperation Agreement	2006
12	OPEC Fund for International Development (OFID)	Framework Agreement	2010
13	Asian Development Bank (and FAO)	Framework Agreement	2010
14	Asian Development Bank (ADB)	Memorandum of Understanding	2013
15	China-Africa Development Fund (CAD Fund)	Joint Declaration of Intent	2013
16	European Bank for Reconstruction and Development (EBRD)	Memorandum of Understanding	2014
17	Export Import Bank of Korea (KEXIM)	Memorandum of Understanding	2014
18	Andean Development Corporation (CAF)	Memorandum of Understanding	2015
19	International Bank for Reconstruction and Development (IBRD) / International Development Association (IDA)/ FAO	Memorandum of Understanding	2015
20	European Investment Bank (EIB)	Memorandum of Understanding	2016
21	Kuwait Fund	Memorandum of Understanding	2018
UN			
1	International Labour Organization (ILO)	Cooperation Agreement	1978
2	Food and Agriculture Organization (FAO)	Agreement	1978
No.	Institution/Organization	Form of Cooperation	Date

3	United Nations	Agreement UN/IFAD	1978
4	United Nations Development Programme (UNDP)	Memorandum of Understanding	1978
5	United Nations Centre for Human Settlements (UN-HABITAT)	Memorandum of Understanding	1981
6	WHO-UNICEF-UNDP	M Memorandum of Understanding	1984
7	United Nations High Commissioner for Refugees (UNHCR)	Agreement	1988
8	United Nations Industrial Development Organization (UNIDO)	Relationship Agreement	1989
9	United Nations Office for Project Services (UNOPS)	Cooperation Agreement	1995
10	Food and Agriculture Organization (FAO)	Memorandum of Understanding	1999
11	United Nations Population Fund (UNFPA)	Cooperation Agreement	2002
12	World Food Programme (WFP)	Memorandum of Understanding	2004
13	UNDHL (Library)	Memorandum of Understanding	2004
14	The United Nations Children's Fund (UNICEF)	Memorandum of Understanding	2005
15	United Nations Development Programme (UNDP)	Memorandum of Understanding	2008
16	United Nations Office for Project Services (UNOPS)	Cooperation Agreement	2008
17	ONE UN Fund for Tanzania	Memorandum of Understanding	2017
18	Food and Agriculture Organization (FAO)	Memorandum of Understanding	2017
19	RBA Collaboration – IFAD, FAO and WFP	Memorandum of Understanding	2018
Multilaterals			
1	Organization of Islamic Conference	Cooperation Agreement	1983
2	League of Arab States	Cooperation Agreement	1993
3	Islamic Educational Scientific and Cultural Organization (ISESCOS)	Cooperation Agreement	1995
4	Arab Authority for Agricultural Investment & Development (AAAID)	Cooperation Agreement	2000
5	European Union	Framework Agreement	2003
6	Global Environment Facility (GEF)	Memorandum of Understanding	2005
7	The Organisation for Economic Co-Operation and Development (OECD)	Cooperation Agreement	2005
8	Community of Portuguese Speaking Countries (CPLP)	Cooperation Agreement	2007
9	Alliance for a Green Revolution in Africa (AGRA) and African Enterprise Challenge Fund (AECF)	Memorandum of Understanding	2008
10	RBAs-European Commission	Statement of Intent	2011
11	European Union	Memorandum of Understanding	2012
12	Gulf Cooperation Council for Arab States (GCC)	Memorandum of Understanding	2014
13	Alliance for a Green Revolution in Africa(AGRA)	Memorandum of Understanding	2016
14	Khalifa International Award for Date Palm and Agriculture Innovation	Letter of Intent	2018
Transaction – JPO and staff secondment			
1	France	JPO Agreement	1978
2	Belgium	JPO Agreement	1980
3	Norway	JPO Agreement	1981
4	Germany	JPO Agreement	1981
5	Finland	JPO Agreement	1981
No.	Institution/Organization	Form of Cooperation	Date
6	Denmark	JPO Agreement	1983

7	Italy	JPO Agreement	1987
8	Japan	JPO Agreement	1989
9	Korea	Special Programme Officer - Agreement	1991
10	United States of America	JPO Agreement	2001
11	Netherlands	JPO Agreement	2010
12	Korea	JPO Agreement	2012
13	Switzerland	JPO Agreement	2014
14	China - Africa Development Fund	Agreement - staff secondment	2016
15	Kuwait Fund	Agreement - staff secondment	2016
Research and Non Profit			
1	La Sapienza	Fellowship Agreement	2011
2	International Food Policy Research Institute (IFPRI)	Agreement	2013
3	Agreenium	Partnership Agreement	2014
4	International Center for Tropical Agriculture (CIAT)	Statement of Intent	2017
5	University of Warwick	Statement of Intent	2017
6	Heifer Project International	Memorandum of Understanding	2017
7	International Social Security Association	Letter of Intent	2017
Private Sector/Foundations			
1	The Centre for Food, Rural Development and Environment of the German Foundation for International Development	Letter of Agreement	2002
2	The Bill and Melinda Gates Foundation	Statement of Intent	2012
3	Intel Corporation	Memorandum of Understanding	2014
4	Unilever	Memorandum of Understanding	2014
5	Mars Incorporated	Memorandum of Understanding	2017
Others (regional, global networks)			
1	Inter-American Institute for Cooperation on Agriculture (IICA)	Cooperation Agreement	1987
2	The New Partnership for Africa's Development (NEPAD)	Memorandum of Understanding	2004
3	International Land Coalition (ILC)	Memorandum of Understanding	2015

2017 Supplementary fund portfolio – detailed tables

List of donors providing supplementary funds

Member States
Canada
Denmark
Estonia
France
Germany
the Government of Flanders (Belgium),
Hungary
Ireland
Italy
Japan
Republic of Korea
Luxembourg
the Netherlands
New Zealand
Norway
Russia
Saudi Arabia
Spain
Sweden
Switzerland
United Arab Emirates
International Organizations and Funds
Adaptation Fund
European Union
Food and Agriculture Organization of the United Nations
Global Agriculture and Food Security Program
Global Environment Facility,
Least Developed Country Fund
OPEC Fund for Development (OFID)
Special Climate Change Fund
United Nations Office for South-South and Triangular Cooperation
United Nations Development Programme
World Food Programme
Foundations
Bill and Melina Gates Foundation (BMGF).

Table 1. Current supplementary fund agreements as at 31 December 2017 (US\$ equiv.)⁵

Donor	IFAD Multi-donor programmes related current agreements	Start Date of Agreement	End Date of Agreement	Total value - Agreement	Received as at 31/12/2017
TECHNICAL ASSISTANCE FACILITY TO THE AFRICAN AGRICULTURE FUND					
First multi-donor fund established at IFAD (including a joint multi-donor agreement between Italy-AGRA-UNIDO)					
<p>TAF's main objective is to support the economic development of Small and Medium Enterprises (SMEs) and small farmers operating in the agriculture sector in Africa. By doing so, TAF enables small businesses, small-scale farmers, farmers' organizations, and cooperatives to benefit, either directly or indirectly, from the African Agriculture Fund (AAF). In practice this means that TAF links small-scale farmers and micro-entrepreneurs and their associations with portfolio companies that receives investments from the AAF. TAF may also develop and strengthen the capacity of third-party providers of services, inputs, productive assets and equipment to serve the linkage scheme partners. Moreover, TAF support can also be directly provided at SMEs allowing them to optimize their operations and secure long-term growth.</p> <p>With the closure approaching as of May 2018, TAF is currently focusing on sustaining interventions and gathering lessons learned. TAF is working with 12 portfolio companies and 34 projects are in progress. The nature of these projects is quite broad. In Malawi, under the Farm Services Unit (FSU) of Meridian, soil testing initiatives continue to further develop knowledge about the nutrient requirements of soils. 13,408 farmers have now been registered around the stores and are benefiting from the 120 demonstration plots set up in the central and southern regions of Malawi. Moreover, TAF funds are also used to strengthen Small and Medium Enterprises. Through TAF SME's component in Cameroon, the Pig Production Technical Support and Capacity Building project led by CS Vet has made significant progress towards the overall improvement of piggery key performance indicators (KPIs). KPIs such as average litter size per sow per year, final grower selling weights and overall mortality have started to match global standards with the piggery beginning to report consistently strong financials over the last six months and the business averaging \$100k in monthly turnover.</p> <p>The contribution agreements signed with AGRA (US\$150,000) and UNIDO (US\$75,942) completed on 11 May 2016, and therefore are not included in the calculation below.</p>					
European Union	Technical Assistance Facility to the African Agriculture Fund	25/05/2011	25/05/2018	12 008 001	8 584 480
Italy	Technical Assistance Facility to the African Agriculture Fund	11/05/2011	25/05/2018	200 000	200 000
	Subtotal – TAF - AAF			12 208 001	8 784 480

⁵ Includes agreements at all stages from signature to implementation. Closed agreements are not included. An agreement is considered closed when all activities have been implemented, final report submitted to the donor, any final payments and reimbursements processed and final donor financial statement submitted.

Donor	IFAD Multi-donor programmes	Start Date of Agreement	End Date of Agreement	Total value - Agreement	Received as at 31/12/2017
FINANCING FACILITY FOR REMITTANCES					
<p>For more than 10 years IFAD has managed the Financing Facility for Remittances (FFR), a multi-donor facility linking migration and development issues, financing innovative projects to enhance the development impact of remittances and migrants' investment, and supporting capacity-building, advocacy and research in this field. Since 2006, with initial funding from Spain (EUR 2 million) and the EU (EUR 4 million), the FFR has grown to an over US\$45 million multi-donor fund and supported more than 60 projects in over 45 countries across the developing world that use innovative technologies to lower the transaction cost of remittances, promote access to financial services in remote areas and foster migrant investment and entrepreneurship. IFAD's FFR is nowadays recognized as one of the lead global actors in the area of migration and development, actively contributing, among others, to the works of the G20, the Global Forum on Migration and Development (GFMD), the Financing for Development process, the Global Migration Group and the recently-launched Global Compact for Safe, Orderly and Regular Migration. The FFR was the first to publish global remittance estimates to developing countries – particularly through its Sending Money Home reports – and continues to contribute to policy dialogue through actionable research and its Global Forums on Remittances, Investment and Development (GFRID), bringing together all the major players in the remittance marketplace.</p> <p>In 2015 IFAD launched the International Day of Family Remittances (IDFR), celebrated yearly on June 16. The day was unanimously proclaimed by IFAD's 176 Member States with the purpose to raise global awareness of migrant workers' contribution to the wellbeing of their families and communities of origin through remittances, the key role they play in contributing to achieve the SDGs, and the importance of engaging the private sector in lowering transaction costs. On 12 June 2018, during the 95th plenary meeting of the 72nd session, the IDFR was unanimously adopted by the United Nations General Assembly (Resolution A/RES/72/281).</p> <p>The FFR is continuing to receive support and additional contributions from both the donor community and IFAD, to allow to scale up the impressive results reached thus far, and to mainstream remittances, migrant investments and migration within IFAD's programme of loans and grants. While the FFR has been managed as one facility, separate contribution agreements were signed between IFAD and Spain, Luxemburg, the EU, UNCDF and the Swiss Development Agency (SDA), and require separate financial reporting. Further contribution is currently under discussion with the EU and Spain.</p>					
European Union	African Postal Financial Services Initiative – aims at enhancing competition in the African remittance marketplace through enabling African post offices to offer financial services and showcase the potential role of postal networks in migration and development (EUR 4 160 000)	12/12/2012	30/06/2017	4 995 328	4 495 322
European Union	Maximizing the Impact of Global Remittances in Rural Areas (MIGGRA)	01/12/2014	30/12/2020	6 484 320	5 121 553
Luxembourg	Migrant Remittances Africa	15/12/2011	31/12/2014 ⁶	2 600 879	2 600 879
Luxembourg	Maximising the Impact of Global Remittances in Rural Areas (MIGRRA)	20/04/2015	31/12/2020	1 801 200	1 801 200
Spain	Financing Facility for Remittances	15/02/2008	27/11/2019	8 463 900	8 463 900
Switzerland	2017 Global Forum on Remittances for Development	27/03/2017	31/12/2017	73 185	73 185
	Subtotal - FFR			24 418 813	22 556 039

⁶ Activities funded from this agreement are still ongoing.

Donor	IFAD Multi-donor programmes	Start Date of Agreement	End Date of Agreement	Total value - Agreement	Received as at 31/12/2017
SUPPORT TO FARMERS' ORGANIZATIONS					
<p>The support to Farmers' Organisations (FO) is delivered by IFAD through 4 complementary programmes: The Support to Farmers' Organizations (FO) in Africa Programme (SFOAP) and the Farmers' Fighting Poverty in Africa (FFP/AFRICA), which together form the Farmers' Africa programme; and the Medium-Term Cooperation Programme with Farmers' Organisations in Asia and the Pacific (MTCP 2) and FFP/ASEAN which together form the ASEAN Farmers' Organisations Support Programme (AFOSP). Since 2009 these programmes have mobilised over EUR 65 million in support of FO, mainly from the EU, Switzerland, France and IFAD.</p> <p>SFOAP was established in 2009 with EUR 5 million financing from the EU and US\$1.5 million financing from IFAD. It was the first programme to be initiated by the four regional networks of FOs in sub-Saharan Africa (EAFF, PROPAC, ROPPA and SACAU). In 2012 Italy, Finland and Switzerland agreed to jointly co-finance SFOAP's transition from pilot phase to a main phase. The main phase was launched in January 2013 through additional supplementary funds by the EU (EUR 15 million), France (EUR 1 million), Switzerland (EUR 2 million), and USD 2.5 million from IFAD. This phase builds on the successes and lessons learned from the pilot phase and scales up programme activities and outreach. The programme aims to further strengthen and consolidate the institutional capacity of FOs and give them a greater say in agricultural policies and programmes. It also supports the development of FOs' economic services to facilitate the integration of smallholder farmers in value chains. The addition of a fifth regional network, UMNAGRI, has expanded the geographical area to the North Africa region. The programme now supports 68 national farmers' organizations (NFOs) in 49 countries, their five regional networks. SFOAP has generated some interesting results for the participating FO, which include: an additional 500,000 members recorded; approximately USD 14 million mobilised from public sources and over USD 5.7 million from the private sector; increases in productivity between 30% and 150%; increases in revenues up to 350% for some participating farmers; increased solicitations to participate in policy task forces and stronger influence in national agricultural policies.</p> <p>The first phase of MTCP was implemented from 2009- 2012, with a budget of USD 1.9 million. In 2015 the EU agreed to support MTCP2 with additional EUR14.4 million. MTCP2 aims to strengthen the capacities of farmers organizations in Asia and the Pacific to deliver better, improved and inclusive services to their members and to engage in effective dialogues with governments, thereby making FOs more viable, responsive and accountable to their members, more respected by their partners and with greater participation in policy-making and program implementation processes of governments and IFAD country operations. The programme now supports 150 FOs representing 20 million small-scale farming families in 25 countries in Southeast and South Asia and the Pacific.</p> <p>FFP/AFRICA (2013-2016) and FFP/ASEAN (2015-2019) are initiatives of the global Farmers Fighting Poverty programme established by AgriCord, the network of agri-agencies for development cooperation with structural links to farmers and rural members' organizations in their home countries (10 agri-agencies and 4 associated farmers' organisations). FFP/AFRICA focuses solely on FOs in sub-Saharan Africa. The total cost of the programme is EUR 20.2 million, which includes a contribution from the EU of EUR 11.9 million. An additional EUR 8.3 million is to be provided by agri-agencies, their governments and other donors. FFP/ASEAN is implemented in 6 countries of south-east Asia, with an overall budget of EUR 7.2 million, of which EUR 6.7 million from the EU and EUR 500,000 as co-financing from the agri-agencies. Both programmes involve mainly FOs at local level and national value chain specialized FOs from the local to national level. One of the main pillars of Farmers Fighting Poverty is the funding of small organizations and local associations. FFP/Africa has also recorded some interesting results, including: approximately 20.000 farmers accessing improved inputs; 800 linkages created with market outlets and over 600 agreements signed with the private sector; increases in volume produced varying from 15% to 90% and reported productivity increases from 11% to 250%.</p>					
European Union	Support to Farmers' Organisations in Africa Programme (SFOAP)	21/12/2012	20/12/2018	18 012 001	17 872 989
European Union	Farmers Fighting Poverty – AFOSP/FFP-ASEAN	12/06/2015	11/12/2019	8 405 600	3 257 170
European Union	Medium Term Cooperation Programme with Farmers' Organisations phase II and regional policy dialogue in ASEAN regions (AFOSP/MTCP-ASEAN)	12/06/2015	11/12/2019	9 246 161	4 020 593
France	Support to Farmers' Organisations in Africa Programme (SFOAP) - Main phase	14/03/2013	30/06/2018	1 279 753	900 600
Switzerland	Support to Farmers' Organisations in Africa Programme (SFOAP) - Main phase	13/12/2012	31/12/2018	2 401 600	2 401 600
Switzerland	Medium-Term Cooperation Programme with Farmers' Organisations in Asia and the Pacific - Second Phase (MTCP 2)	05/12/2013	31/12/2017	2 997 997	2 997 997
	Subtotal - Support to Farmers' Organisations			42 343 112	31 450 950

Donor	IFAD Multi-donor programmes	Start Date of Agreement	End Date of Agreement	Total value - Agreement	Received as at 31/12/2017
FARMERS' FORUM-Ongoing					
<p>The Farmers' Forum (FAFO) is a bottom-up process of consultation and dialogue between small farmers' and rural producers' organizations, IFAD and governments for rural development and poverty reduction. Established in 2006 as a permanent feature of the IFAD Governing Council and operationalized through IFAD-funded investment projects and grant programmes, the Farmers' Forum is fully aligned with IFAD's strategic objectives, and is rooted in concrete partnership and collaboration at country and regional levels. Over the past 8 years, the FAFO process has demonstrated its relevance and indeed changed the way IFAD and FOs are working together. Since its inception, FAFO has received supplementary funding from Italy, Switzerland, France, Finland and BMGF.</p> <p>During the 6th Global meeting of the Farmers' Forum held in Rome in February 2016, members agreed to decentralise the FAFO process and to begin holding regional level FAFOs in order to 'be closer' to the farmers and to foster greater involvement of IFAD regional divisions and country programmes. The FAFO members also decided to use the IFAD geographical structure for the regional FAFOs in order to facilitate interactions with the regional divisions. Furthermore it was decided to organise the regional FAFOs in concomitance with the IFAD regional divisions' implementation workshops. As such, from 20 to 23 May 2017, 40 Farmers' Leaders from 12 countries and 28 farmers organizations, organized the First Regional Farmers' Forum in Eastern and Southern Africa (ESA FAFO Meeting) in Kampala, Uganda. The Forum was held in conjunction with the IFAD Regional Implementation Workshop, centred around the theme of Financial Inclusion for Rural Transformation, and was also attended by approximately 260 representatives from IFAD funded projects in 17 countries and by IFAD staff from HQ. During the Regional FAFO, the FOs, ICOs and IFAD funded projects developed 15 Country-level action plans to outline the next steps and agreed actions for the initiation/strengthening of the country level partnerships. A regional FAFO has also been organised in WCA (9th and 10th April 2018) and one is planned for APR on the 20th October 2018.</p>					
France	Farmers' Forum - Support to activities related to the Farmers' Forum	06/04/2010	n/a	35 993	35 993
	Subtotal - Farmers' Forum			35 993	35 993
PLATFORM FOR AGRICULTURE RISK MANAGEMENT: Multi-donor facility 2013-2018					
<p>IFAD, with the support of the EU, France, and Italy, and in strategic partnership with the New Partnership for Africa's Development (NEPAD) and Germany, launched the Platform for Agricultural Risk Management (PARM) in December 2013. PARM is a partnership-based initiative aiming at fostering responsible investment in rural areas and agriculture. The aim of the platform is to assess and qualify agricultural risks in partner countries, develop appropriate strategies to challenge such risks and contribute to establishing the conditions necessary for food and nutrition security. Its main role will consist of: (a) improving the area of risk agricultural management, (b) assist national stakeholders in setting up a process to develop agricultural risk management strategies, (c) developing effective tools to measure efficiency and effectiveness of risk management systems, (d) building capacity among African nations on agricultural risk management topics, (e) act as a broker between the private and public sector and between those in need of risk management expertise and those who can provide it; and, (f) strength regional cooperation on agricultural risk management.</p> <p>In 2017 PARM has consolidated its pillars of action and became a global reference on Agricultural Risk Management. PARM is now the Platform that brings together: the methodological rigour of the holistic approach; the inclusive and participatory process such as through the CAADP policy framework; the focus on risk assessment and management capacities on the field; and the partnership with key local, regional and global experts and institutions. PARM policy engagement with the governments and key stakeholders in the country has allowed developing an attractive package of ARM tools and initiatives that directly respond to the priorities identified by the governments and stakeholders.</p>					
European Union	Platform for Agricultural Risk Management	11/12/2013	11/12/2018	3 980 305	1 965 930
France	Platform for Agricultural Risk Management	11/12/2013	11/12/2018	2 454 500	2 454 500
Italy	Platform for Agricultural Risk Management	11/12/2013	n/a	650 000	650 000
	Subtotal - PARM			7 084 805	5 070 430

Donor	IFAD Multi-donor programmes	Start Date of Agreement	End Date of Agreement	Total value - Agreement	Received as at 31/12/2017
WEATHER RISK MANAGEMENT FACILITY					
<p>The Weather Risk Management Facility (WRMF) is a partnership between IFAD and WFP which started in 2008. It aims to increase the resilience of smallholder agriculture and rural livelihoods with inclusive insurance. The three main pillars of WRMF activities are (i) Design and implementation support of holistic agricultural insurance schemes linked to IFAD's portfolio; (ii) Knowledge Management and capacity enhancement and (iii) Public goods and global engagement. With funding support from Agence Française de Développement and an additional contribution from the Belgian Federal Science Policy Office, the IFAD-WFP WRMF has been implementing Phase II of the project "Improving weather risk management in Sub-Saharan Africa: remote sensing for index insurance". It aims to overcome scaling-up constraints of index insurance, by testing remote sensing solutions based satellite-based data. The project unites a wide range of different public and private expertise in remote sensing, insurance and reinsurance, aid and development, and agricultural research. In 2017, the project entered its last full year. During this time it finalized the ground-breaking research funded by AFD on satellite technology for scaling-up index insurance for smallholders; Results were captured in the publication: 'Remote sensing for index insurance: findings and lessons learned for smallholders', and widely disseminated in international fora and events. This included at a specialized workshop in Senegal, and also to global players at the the to the Global Action Network on Index Insurance, a G8 initiative funded by USAID and the Annual Microinsurance Conference of the Microinsurance Network - the only global multi-stakeholder platform of microinsurance industry and experts with over 80 members from over 40 countries, coming from the insurance industry, as well as governmental and development organisations. Under the project, support to implementation of index insurance for farmers' organizations in PADAER was continued and support to WCA was given to develop a scaling up proposal for the Green Climate Fund (GCF).</p> <p>WRMF was awarded over 4 million USD in funding from Sida to implement a new 4-year programme - INSURED – Insurance for Rural Resilience and Economic Development. INSURED is focusing on scaling-up climate insurance to improve rural and agricultural risk management. Technical assistance will be provided to IFAD's portfolio and at corporate level to translate lessons into strategies and operational guidelines. It will also give a comprehensive package of services to at least three countries across at least two continents, which will benefit from country assessment and policy dialogue, as well as implementation linked to IFAD's in-country programmes and capacity building. INSURED will also include partnerships with ILO's Impact Insurance Facility, with WFP, as well as other operational partnerships.</p>					
France	Amélioration des services de gestion des risques Afrique Subsaharienne	12/11/2014	31/12/2017	600 400	600 400
Sweden	Insurance for Rural resilience and Economic Development Programme	17/12/2017	31/12/2021	4 115 697	1 184 399
	Subtotal - WRMF			4 716 097	1 784 799

Donor	IFAD Multi-donor programmes	Start Date of Agreement	End Date of Agreement	Total value - Agreement	Received as at 31/12/2017
NUTRITION SENSITIVE AGRICULTURE					
<p>In 2017 funds from Canada supported the systematic mainstreaming of nutrition into IFADs operations. In the year, IFAD mainstreamed nutrition into 100% of COSOPs and 53% of new project designs. This was achieved through technical assistance from IFAD HQ staff and consultants in design and implementation support missions. In 2017, IFAD continued its partnerships with CGIAR's Research Program on Agriculture for Nutrition and Health (A4NH) to support implementation of the Nutrition Action Plan (2016-2018). The deliverables from this support included review of country portfolios on nutrition mainstreaming in Burundi and Nepal, developing a capacity development Plan to supporting mainstreaming nutrition at IFAD, identification of field-based insights and recommendations on how to integrate nutrition education and Behaviour Change Communication into projects, a review of neglected and underutilized species and how they can help IFAD respond to the challenges of climate change and nutrition while preserving indigenous knowledge and cultural identity and a proposed operational framework for IFAD that seeks to make these insights more practical and directly relevant to IFAD's nutrition-sensitive investments.</p> <p>Funds from Canada have also allowed IFAD to hire additional technical staff including a Lead Technical Specialist on Nutrition. IFAD also undertook trainings and awareness raising for IFAD staff (HQ and ICO) as well as country stakeholders. This was done through seminars and presentation during regional division's implementation meetings and implementation support missions. IFAD also participated in various global and regional level nutrition policy engagement and events by UN Network for SUN, UNSCN, CFS and the Initiative for Food and Nutrition Security in Africa (IFNA) by JICA and participated actively in the 21st International Conference On Nutrition; IFAD contributed to Global Policy documents e.g. State of Food Insecurity Report, Global Nutrition Report, SUN/REACH global and regional reports.</p> <p>With regards to supplementary funding from Germany, the nutrition-sensitive value chain (NSVC) project entered its final phase in 2017. Country workshops were held in both Nigeria and Indonesia with the objective of presenting findings from the fieldwork studies, learn from the experience and discuss and validate the NSVC approach at country level. A summary of the findings from the fieldwork in Nigeria and Indonesia has been published, and seed funds were transferred to IFAD country offices for small scale follow up activities in-country. During 2017, a global workshop was also held in Rome to share and cross-learn from the experiences in each country, and to validate the NSVC framework and approach to project design with international experts in this field (RBAs, CGIAR, IDS, GAIN, etc.). The final output of the NSVC project, the NSVC Guide for project design (Volumes I and II), has also been drafted, peer reviewed and is ready for publication.</p>					
Canada	Nutrition Sensitive Agriculture and Rural Development	28/03/2013	27/03/2019	4 951 966	4 951 966
Germany	Support of the Development of Nutrition Sensitive Value Chains in Middle Income Countries	23/12/2013	30/06/2017	806 058	806 058
	Subtotal - Nutrition Sensitive Agriculture			5 758 024	5 758 024

Donor	IFAD Multi-donor programmes	Start Date of Agreement	End Date of Agreement	Total value - Agreement	Received as at 31/12/2017
FOOD LOSS REDUCTION					
<p>In 2013 the Swiss Agency for Development Co-operation (SDC) through their Global Programme on Food Security (GPFS) funded a Rome-based agency (RBA) joint project under the title "Mainstreaming food loss reduction initiatives for smallholders in food deficit areas". Phase I (2014-2017) is completed and Phase II started in July 2017 and is expected to end in June 2020. The partnership between IFAD, FAO and WFP ensured that each agency leveraged its core competencies and strengths to maximise the outreach and impact of project activities to reduce food losses. Among the outcomes of Phase I is the establishment of the trilingual (English, French and Spanish) Community of Practice (CoP), on Food Loss Reduction (FLR) that is hosted in FAO and that has gained global interest. Other outcomes include several country-based food loss assessments along with selected grain value chains in Burkina Faso, Democratic Republic of the Congo (DRC), and Uganda following the FAO case study methodology. These resulted in the identification of critical loss points along the value chains, which led to the development of national food loss policy briefs in Burkina Faso and the DRC, which have formed a basis for Phase II of the project. Phase II will continue in the same countries expanding and implementing where possible a national policy dialogue on food loss reduction. On 7 September 2017, the 3 Rome based agencies (IFAD, FAO and WFP) jointly organized a high level event at IFAD HQ with the aim of highlighting the areas of FLR activities of the various agencies, presenting the results and lessons learnt from past and ongoing RBA collaboration in this area, and outlining the way forward for future collaboration to reduce food losses and waste. The event was attended by several Executive Board members, private sector representatives as well as Senior Management and technical staff of the RBAs.</p> <p>This project was closely collaborating with another FAO/IFAD UNJP project on "Food loss reduction through partnerships and evidence-based interventions" funded by the Irish government. The supplementary fund agreement between IFAD and Ireland was signed in 2013 to enable the use of US\$174,880 - which had remained unspent under a previous partnership agreement (see Agreement with Ireland under thematic single-donor facilities). This UNJP, which completed at the end of 2016 and provided with technical support on food losses to both FAO and IFAD field operations by supporting national loss assessments in of Timor-Leste, Ethiopia and Malawi along with different grain value chains within the IFAD investment projects, presenting and discussing results of the assessments in regional workshops on food losses, as well as developing awareness and knowledge materials.</p>					
FAO	Mainstreaming food loss reduction initiatives for smallholders in food deficit areas.	13/02/2017	06/09/2017	32 000	32 000
FAO	Mainstreaming food loss reduction initiatives for smallholders in food deficit areas - Phase II.	20/07/2017	n/a	140 000	84 000
	Subtotal - Food Loss Reduction			172 000	116 000

Donor	IFAD Multi-donor programmes	Start Date of Agreement	End Date of Agreement	Total value - Agreement	Received as at 31/12/2017
MAINSTREAMING GENDER EQUALITY					
<p>Since 1995 IFAD has received US\$15million from Japan, Norway, Germany, Canada, Finland, The Netherlands and Italy under nine agreements to achieve more impact on reducing poverty and increasing household food security by: (i) building IFAD's capacity at HQs and country level reaching more rural women through gender-sensitive programme design and implementation; (ii) working in partnership with other institutions and organization; (iii) developing and testing innovative methodologies; (iv) empowering women and their organizations by creating their legal awareness. Remaining balances of these funds are being used to roll-out IFAD's household methodologies. On 26 November 2012 IFAD signed a 5-year joint programme with UN Women, FAO and WFP for accelerating progress towards the economic empowerment of rural women (RWEE-Joint Programme). The Joint Programme is articulated around four outcome areas: (i) Improved food security and nutrition; (ii) Increased income opportunities; (iii) Enhanced leadership and participation; and (iv) More gender responsive policy environment. The Joint Programme enhances as well the role of young women by specifically targeting them throughout its four outcome areas and its activities. The following seven countries are targeted for the implementation of the Joint Programme: Ethiopia, Guatemala, Kyrgyzstan, Liberia, Nepal, Niger and Rwanda. IFAD is implementing activities in Kyrgyzstan, Niger and Rwanda. The programme is administered by the UNDP-Multipartner Trust Fund (MPTF). Norway and Sweden - through the Swedish International Development Agency (SIDA) - have contributed NOK10million (US\$1.6 million equivalent) and SEK 112,000,000 (US\$13.9 million). In 2017, activities have been implemented in Niger, Kyrgyzstan and Rwanda, focusing on the promotion of household methodologies and support of vulnerable women through rural-pastoral kits.</p>					
Canada	Mainstreaming Gender Equality	28/06/2008	31/12/2015 ⁷	955 709	955 708
Norway	Norway In Country Gender Coordinators	08/12/2008	11/06/2011 ⁸	724 323	724 323
Norway	Rural Women Leadership Programme	08/09/2009	08/03/2012 ⁹	933 516	933 516
RWEE UN-JP (Norway-Sweden)	Women Rural Women Economic Empowerment Joint Programme (RWEE-JP) in Ethiopia, Guatemala, Kyrgyzstan, Liberia, Nepal, Niger and Rwanda.	15/10/2012	31/12/2018	1 094 491	1 094 491
	Subtotal - Gender			3 708 039	3 708 039

⁷ Activities funded from this agreement are still ongoing.

⁸ Activities funded from this agreement are still ongoing.

⁹ Activities funded from this agreement are still ongoing.

Donor	IFAD Multi-donor programmes	Start Date of Agreement	End Date of Agreement	Total value - Agreement	Received as at 31/12/2017
MAINSTREAMING CLIMATE ADAPTATION					
<p>IFAD's five-year Adaptation to Smallholder Agriculture Programme was launched in September 2012. ASAP is currently the largest adaptation programme for smallholder farmers globally and works with the goal to improve the climate resilience of 8 million farmers by 2020 through mainstreaming climate change into IFAD's existing work on rural development with poor smallholders. Five sub-goal outcomes focus on improved climate resilience in: land management, water use, human capacity to manage climate risk, infrastructure and learning and sharing knowledge. Some ASAP resources were accepted as supplementary contributions.</p> <p>The second phase of the Programme (ASAP2) will cover the period from September 2017 to 31 December 2025 and will contribute to achieving IFAD's climate mainstreaming objectives and outcomes over the Strategic Framework 2016–2025 implementation period. ASAP2 technical assistance activities will sustain climate-informed programming and leverage resources from the public and private sector to address the additional costs of climate change in IFAD's investment programmes. The ASAP2 outcomes include climate-informed investment planning, mobilisation of resources to address the additional costs of climate change and climate risk management investments. In 2017, fund have been received from Norway and Sweden.</p>					
Gov. of Flanders (Belgium)	Agriculture Smallholder Adaptation Programme - ASAP	15/11/2014	31/12/2017	2 379 550	2 379 550
KOICA	ASAP Supplementary Funds	20/05/2015	31/12/2017	3 000 000	3 000 000
Norway	Contribution to ASAP2 Trust Fund	08/12/2017	n/a	9 549 958	9 549 958
Sweden	Contribution to ASAP2 Trust Fund	29/11/2017	n/a	5 904 064	5 904 064
Funds are kept in the ASAP TF				20 833 572	20 833 572
FACILITY FOR REFUGEES, MIGRANTS, FORCED DISPLACEMENT AND RURAL STABILITY (FARMS)					
<p>In accordance with the information note presented to the 118th session of the Executive Board (document EB 2016/118/INF.6), IFAD established FARMS to address the causes and consequences of the current refugee and forced displacement crisis, which lies within IFAD's mandate, and to support efforts to bridge the humanitarian/development financing gap.</p> <p>The current global crises and forced displacement affect 65 million people worldwide and about 22.2 million in the Near East and North Africa Region, mainly in Iraq, the Syrian Arab Republic, Yemen, and their neighbouring countries. It has created severe humanitarian and development challenges and threatens further destabilization as host communities struggle to absorb displaced peoples. Jordan is currently host to about 1.4 million Syrians, who now comprise over 20 per cent of the total population. Of these, only 20 per cent live in the main refugee camps, and, though precise rural figures are not available, it is estimated that many refugees are located in rural areas.</p> <p>This influx of refugees, almost unprecedented in scale, puts refugees in positions of immense vulnerability and places enormous pressure on both host communities and refugees in terms of livelihoods, natural resource management and food systems. FARMS aim is to help host communities cope with the pressures of the crisis and provide refugees and internally displaced peoples with remunerative livelihoods – building skills and capacities that will serve them well on an eventual return to their homes. The Facility has three pillars: (a) Cofinancing of IFAD ongoing and pipeline investment projects, (b) Regional and country-specific grants, and (c) Policy engagement, knowledge management and communication outreach. When established, FARMS aimed to have an overall envelope of US\$100 million. At the current date, the Facility has mobilised approximately US\$ 33.3 million. At the end of 2017, two agreements have been signed so far.</p>					
Norway	Family Farming Development programme (PRODAF) – DIFFA Expansion in Niger	08/12/2017	31/12/2018	3 793 762	3 793 762
Switzerland	Support to Small Ruminants Investments and Graduating Households in Transition (SRIGHT) in Jordan, and the Harmonised Actions for the Livestock Enhanced Production and Processing (HALEPP) in Lebanon.	08/12/2017	31/12/2023	5 000 000	5 000 000
Sub-total FARMS				8 793 762	8 793 762

Donor	IFAD Multi-donor programmes	Start Date of Agreement	End Date of Agreement	Total value - Agreement	Received as at 31/12/2017
INTERNATIONAL LAND COALITION					
<p>IFAD has received funding from European Union, Germany, Ireland and the Netherlands for the support of the International Land Coalition (ILC) Strategy 2016-2021. These funds are provided directly to ILC in line with the terms of the IFAD-ILC MoU. The ILC's goal is to "realize land governance for and with people at the country level, responding to the needs and protecting the rights of those who live on and from the land". To achieve this change, ILC members seek changes in policies, practices and agendas at country, regional and global level. The second year of implementing ILC's strategy has focused on consolidating a more regionalised, better coordinated, and increasingly focused coalition. The membership has expanded from 206 to 262 members, with the biggest growth in the Europe, Middle East and North Africa region. This has happened in a context of shrinking space for civil society but also major progress as SDG tenure security indicators were reclassified to Tier II – key to monitoring the achievement of the global goals and an unprecedented opportunity to unite all members engaged in land monitoring through the Dashboard initiative (to the design of which more than 150 members in all regions have contributed in 2017).</p> <p>2017 has also seen a shift towards allocation of ILC's resources based on members agreeing on priority actions and joint initiatives - building on complementarities between members' expertise and agendas. ILC has invested significantly in strengthening the capacities of National Engagement Strategy (NES) and Commitment-based initiative (CBI) focal points, while widening their opportunities and exposure to each other, to donors, to change-makers, and to intergovernmental processes and bodies.</p> <p>2017 demonstrated ILC's extraordinary capacity to connect actors through NESs and CBIs within and beyond its own membership. The Coalition's value is evident in the fact that in the course of the year 120 organisations expressed an interest in joining the network.</p> <p>In 2017, ILC organised the first Arab States meeting on people-centred land governance, serving as a launch pad to strengthen the land rights platform in the region by bringing together over 60 participants from civil society organisations (CSOs) representing 14 Arab countries. In 2017, multi-stakeholder platforms and processes have demonstrated more than ever their capacity to bring about significant transformation in land governance. Many examples from across the network were the subject of discussion and lesson sharing during the VGGT+5 Forum hosted by FAO in Rome, as well as between governments and other actors at the continental level at the High Level Forum on Multi-Stakeholder Platforms in Africa, co-hosted with IFAD and the Land Policy Initiative.</p>					
European Union	Time for Action on People-Centred Land Governance: implementing ILC's 2016-2021 strategy	29/02/2016	28/02/2019	6 004 000	3 639 098
European Union	Piloting the use of participatory rangeland management (PRM) in Tanzania and Kenya	29/12/2017	29/12/2022	1 801 200	0
Germany	Time for Action on People-Centred Land Governance: Implementing ILC's 2016-2021 strategy	14/11/2016	31/12/2018	1 795 196	976 072
Ireland	Support to the International Land Coalition's Strategy 2016-2021	06/12/2016	05/12/2019	3 602 400	2 401 600
The Netherlands	Time for Action on People-Centred Land Governance: implementing ILC's 2016-2021 strategy	10/08/2016	31/12/2018	3 000 000	2 000 000
	Subtotal - ILC			16 202 797	9 016 770

Donor	IFAD Single-donor programmes	Start Date of Agreement	End Date of Agreement	Total value - Agreement	Received as at 31/12/2017
Cofinancing					
Canada	Mali - Support to the project Appui au Financement Inclusif Rural au Mali (AFIRMA), as part of the Programme de Microfinance Rurale (PMR)	22/10/2014	31/03/2019	10 412 537	9 400 525
Denmark	Armenia - Rural Assets Creation Programme	3/11/2011	31/09/2017	3 913 019	3 913 019
Denmark	Moldova - Inclusive Rural Economic and Climate Resilience Programme	19/12/2013	30/06/2018	5 576 909	5 520 461
Denmark	Georgia - Inclusive Growth and Employment for Young Entrepreneurs in Georgia, implemented as part of AMMAR	30/09/2016	31/12/2019	4 672 049	3 715 659
European Union	Mozambique - Support to Accelerate Progress towards MDG 1C in Mozambique	28/04/2013	27/04/2018	33 019 600	28 668 114
European Union	Burundi - Support to Accelerate Progress towards MDG 1C in Burundi	31/05/2013	30/06/2019	22 214 801	20 252 489
European Union	Kenya - Kenya Cereal Enhancement Programme (KCEP)	19/12/2013	18/06/2021	32 541 682	15 604 397
European Union	Tunisia - Agropastoral Value Chains Project in the Governorate of Médenine	22/12/2014	22/04/2022	3 606 815	634 835
European Union	Uganda - Small and Medium Agribusiness Development Fund – A Public Private Partnership	30/12/2014	29/03/2026	18 612 401	3 746 496
GAFSP	Burundi - Platform for Food Security and Rural Development of the Imbo/Mosso (PNSADR-IM)	30/07/2014	30/09/2020	31 485 000	10 823 000
GAFSP	Lao - Strategic Support for Food Security and Nutrition Project (SSFSNP)	04/04/2016	28/04/2020	25 245 000	5 026 000
GAFSP	Sierra Leone – Smallholder Commercialisation Programme (SCP)	30/05/2022	30/09/2018	52 450 000	52 450 000
GAFSP	Fess for the Missing Middle Initiative East Africa	22/12/2016	n/a	225 000	225 000
GAFSP	GAFSP Mali - Missing Middle Initiative	28/09/2017	n/a	2 740 000	1 130 000
Germany	Burkina Faso - Support of sustainable value chains in the rice sector, in particular of small-scale structures	13/09/2013	30/06/2017	1 803 126	1 803 126
Germany	Fisheries Resources Management Programme (FREMP)	14/12/2017	31/12/2023	12 008 001	0
Italy	Niger - Implementation of Technical Assistance to the Project of Rural Infrastructure and Market Access in Niger.	20/12/2013	n/a	1 025 216	1 025 216
Italy	Guinea - Support to Rice and Horticulture Processing and Marketing in Lower Guinea Project.	20/12/2013	n/a	1 021 050	1 021 050
Italy	Somalia - Support to Agricultural Productivity in Somalia (SAPS)	23/12/2015	na	4 202 800	4 202 800
Japan	Liberia - Economic Recovery of Liberian Rice Farmers in Ebola Affected Counties	15/02/2016	31/12/2018	2 100 000	2 100 000
New Zealand	Paraguay - Proyecto de Inclusión de la Agricultura Familiar en las Cadenas de Valor – Proyecto Paraguay Inclusivo	05/11/2014	30/09/2018	810 000	810 000
OFID	Improving Dryland Livelihoods in Djibouti and Somalia Through Productivity-enhancing Technologies	22/11/2017	30/09/2021	1 000 000	0
Russian Federation	Improved Nutrition for School Children Project on Tajikistan	22/04/2017	22/04/2020	1 500 000	700 000
Saudi Fund for Development	Pakistan - Gwadar–Lasbella Livelihoods Project, Fisheries Development Component	25/06/2014	25/06/2020	3 303 708	663 708

Donor	IFAD Single-donor programmes	Start Date of Agreement	End Date of Agreement	Total value - Agreement	Received as at 31/12/2017
Cofinancing					
Spain	Brazil - Knowledge management in the semiarid zones of North-east Brazil	17/12/2009	30/06/2017	5 053 475	5 053 475
The Netherlands	Bangladesh - Char Development and Settlement Project Phase IV	13/08/2010	31/12/2018	5 086 000	4 981 220
	Subtotal - Cofinancing			285 628 190	183 470 590
Thematic					
Abu Dhabi Fund for Development	Guinea - Project design and feasibility study in the Republic of Guinea	27/10/2015	n/a	386 754	386 754
BMGF	India - Program Design for Private-Public-Producer Partnerships in Small Ruminant Value Chain Development in India	17/08/2015	30/06/2018	517 528	517 528
Canada/WFP	Strengthen the resilience of livelihoods in protected crises contexts in the Democratic Republic of Congo, Niger and Somalia using pass-through fund management	31/01/2017	n/a	346 982	346 982
European Union	CGIAR VI	17/12/2013	16/12/2017	60 220 123	58 642 868
European Union	CGIAR VII	26/11/2015	25/11/2019	24 016 001	6 064 040
Estonia	Study of Estonian Experience in Market and Value Chains	13/06/2014	n/a	270 180	216 144
FAO	Global Forum on Agricultural Research (GFAR)	02/07/2015	n/a	353 000	353 000
Germany	Agricultural Policy and Food Security (G20 Rural Employment Study)	21/11/2016	31/03/2017	32 317	32 317
Germany	Contribution to the Development of the 2019 Rural Development Report	27/12/2017	31/12/2018	240 160	0
Hungary	Activities still to be decided.	21/12/2017	n/a	100 000	100 000
Ireland	Under the Partnership Agreement between the Minister for Foreign Affairs of Ireland and IFADD, supplementary funds have been used to support a number of projects in the East and Southern Africa region, all of which were completed and closed as of 31 August 2013. A new agreement was signed in Dec. 2013 for the use of US\$174,880 remaining balance for food loss reduction activities.	02/10/2001	n/a	7 500 089	7 500 089
Italy	Italy's Voluntary Contribution to IFAD. The financing is supporting a number of initiatives, as the Regional Farmers' Forum in West and Central Africa and IFAD's Smallholder and Agri-SME Finance and Investment Network (SAFIN).	12/11/2001	n/a	10 219 898	10 219 898
Italy	The financing is supporting the Development of Pro-Poor Warehouse Systems for Improvement of Access of Small Producers to Markets and Value Chains in Sudan.	30/06/2015	n/a	509 417	509 417
Italy	RURALFIN - Rural Finance activities in Asia and Africa.	09/05/2005	08/05/2014	6 104 250	6 104 250
Italy	2017 fees to the Global Donor Platform for Rural Development.	16/11/2017	n/a	63 042	63 042
Korea	Pacific Islands Countries Project.	24/12/2015	24/12/2019	1 772 904	1 305 855
Korea	Enhancing Agricultural Productivity. To finance projects, programmes and other activities aimed at enhancing agricultural productivity, introduce innovations and improving agricultural markets in Asia and Pacific.	18/10/2012	31/12/2018	1 804 197	1 804 197
Korea	Enhancing Agricultural Productivity and Improving Agricultural Markets in the Asia and Pacific Region through Use of ICT - Phase 2	21/12/2016	20/12/2020	1 812 362	878 263
Luxembourg	ABC Fund - Smallholders and Small and medium Enterprise Investment Finance Fund	19/12/2017	n/a	6 004 000	0

Donor	IFAD managed Single-donor programmes	Start Date of Agreement	End Date of Agreement	Total value - Agreement	Received as at 31/12/2017
Thematic					
Switzerland	Partnership on Development Effectiveness through Evaluation	15/06/2013	31/07/2017	863 434	863 434
The Netherlands	Phase 2 Global Land Tool Network Programme with UN Habitat	09/08/2013	31/12/2017	20 437 500	14 500 000
UNOSSTC	Leveraging innovations from the Global South	09/11/2017	n/a	30 000	30 000
Subtotal – Thematic				143 604 139	116 375 579

Donor	IFAD Single-donor programmes	Start Date of Agreement	End Date of Agreement	Total value - Agreement ¹⁰	Status as at 31/12/2017
Cofinancing agreement - Climate and environment finance (AF, GEF, LDCF, SCCF)					
AF	Lebanon - Climate Smart Agriculture: Enhancing Adaptive Capacity of the Rural Communities in Lebanon - AgriCAL	AF	21/11/2017	7 245 000	Ongoing
GEF	Sri Lanka - Participatory Coastal Zone Restoration and Sustainable Management in the Eastern Province of Post-Tsunami Sri Lanka	19/05/2005	30/09/2017	7 269 915	Ongoing
GEF	Ecuador- SFM Sustainable Management of Biodiversity and Water Resources in the Ibarra-San Lorenzo Corridor	15/12/2008	30/09/2017	2 782 664	Ongoing
GEF	Venezuela - Social Integral Development and its Interrelation with Climate Change in Watersheds in Lara and Falcon States (PDELAFA)	30/10/2009	31/12/2017	3 716 250	Ongoing
GEF	Ethiopia - SIP-Community-Based Integrated Natural Resources Management in Lake Tana Watershed	17/05/2010	31/03/2019	4 750 000	Ongoing
GEF	Sudan - Integrated Carbon Sequestration Project in Sudan	11/12/2013	30/06/2018	3 750 000	Ongoing
GEF	Senegal - IAP - Agricultural Value Chains Support Project	20/05/2015	29/08/2017	3 689 725	Ongoing
GEF	Peru - Conservation and Sustainable Use of High-Andean Ecosystems through Compensation of Environmental Services for Rural Poverty Alleviation and Social Inclusion in Peru	06/10/2015	30/06/2021	5 444 424	Ongoing
GEF	Armenia - Sustainable Land Management for Increased Productivity in Armenia	29/07/2016	31/03/2023	4 010 560	Ongoing
GEF	Swaziland - IAP - Climate Smart Agriculture for Climate-Resilient Livelihoods (CSARL)	22/08/2016	30/09/2022	7 337 615	Ongoing
GEF	Kenya - IAP - Establishment of the Upper Tana Nairobi Water Fund (UTNWF)	06/10/2016	30/06/2022	7 339 450	Ongoing
GEF	Niger - IAP - Family Farming Development Programme (ProDAF)	30/11/2016	31/12/2021	7 706 422	Ongoing
GEF	Burkina Faso - IAP-Food: GEF-IAP Participatory Natural Resource Management and Rural Development Project in the North, Centre-North and East Regions (Neer-Tamba project)	03/04/2017	30/06/2022	7 339 448	Endorsed
GEF	Indonesia - Sustainable Management of Peatland Ecosystems in Indonesia (2014-2018)	17/07/2017	31/03/2022	4 866 756	Ongoing
GEF	Tanzania - IAP - Reversing Land Degradation Trends and Increasing Food Security in Degraded Ecosystems of Semi-arid Areas of Central Tanzania	18/07/2017	30/09/2022	7 339 449	Ongoing
GEF	Malawi - IAP - Enhancing the Resilience of Agro-Ecological Systems (ERASP)	n/a	n/a	7 339 449	QA Approval/ Endorsed

¹⁰ For projects still under design only the project preparation grant is shown. For projects which have been endorsed the full amount to be received by IFAD is shown. The management fees are not included in the calculation.

Donor	IFAD Single-donor programmes	Start Date of Agreement	End Date of Agreement	Total value - Agreement	Status as at 31/12/2017
Cofinancing agreement - Climate and environment finance (AF, GEF, LDCF, SCCF)					
GEF	Food-IAP: Cross Cutting Capacity Building, Knowledge Serv & Coord prj- USA, FAO-Ita, ICRAF-Ken, UNDP-USA, UNEP-Ken	n/a	n/a	11 009 174	QA Approval/ Endorsed
GEF	Malaysia - Sustainable Management of Peatland Ecosystems in Malaysia (SMPEM)	n/a	n/a	200 000	Design
GEF	Indonesia - Integrated Management of Peatland Landscapes (IMPLI)	n/a	n/a	150 000	Design
LDCF	Sierra Leone - Integrating Adaptation to Climate Change into Agricultural Production and Food Security in Sierra Leone	09/07/2009	30/09/2017	2 733 235	Ongoing
LDCF	Mauritania - Support to the Adaptation of Vulnerable Agricultural Production Systems	03/11/2011	30/06/2019	3 591 939	Ongoing
LDCF	Sudan - Livestock and Rangeland Resilience Program	31/03/2015	30/09/2022	8 599 059	Ongoing
LDCF	Lesotho - Adaptation of Small-scale Agriculture Production (ASAP)	20/01/2017	30/09/2021	4 447 340	Ongoing
LDCF	Chad - Project d'amélioration de la résilience des systems Agricoles au Tchad (PARSAT)	17/09/2017	30/09/2022	7 305 936	Ongoing
LDCF	Yemen - Rural Adaptation in Yemen	n/a	n/a	10 080 000	Design
SCCF	Mongolia - Project for Market and Pasture Management Development (PMPMD)	26/08/2011	31/03/2022	1 593 826	Ongoing
SCCF	Honduras - Competitiveness and Sustainable Rural Development Project in the South Western border corridor (PROLENCA GEF)	13/01/2012	31/12/2020	3 093 854	Ongoing
SCCF	Jordan - TT-Pilot (GEF-4) DHRS: Irrigation Technology Pilot Project to face Climate Change Impact	21/01/2014	30/09/2018	2 088 443	Ongoing
SCCF	Moldova - Climate Resilience Through Conservation Agriculture	25/08/2014	31/03/2021	4 370 000	Ongoing
SCCF	Georgia - Enhancing Resilience of Agricultural Sector in Georgia (ERASIG)	17/02/2015	30/09/2019	5 390 000	Ongoing
SCCF	Morocco - Increasing Productivity and Adaptive Capacities in Mountain Areas of Morocco (IPAC-MAM)	22/12/2015	30/06/2021	6 573 927	Ongoing
SCCF	Egypt - Integrated Management and Innovation in Rural Settlements in Egypt	13/01/2016	30/09/2023	7 875 930	Ongoing
SCCF	Cambodia - Building Adaptive Capacity through the Scaling-up of Renewable Energy Technologies in Rural Cambodia (S-RET)	03/10/2016	30/06/2021	4 750 000	Ongoing
Cofinancing agreement - Climate and environment finance (AF, GEF, LDCF, SCCF)					
	Subtotal - Cofinancing agreement - Climate and environment finance (AF, GEF, LDCF, SCCF)			175 779 792	
	TOTAL			751 251 144	

Table 2A. New Supplementary Fund Agreements Signed during 2017

Donor	Agreement	Total value - Agreement (US\$)
- New Agreements		
Canada/WFP	Strengthen the Resilience of Livelihoods in Protracted Crisis Contexts in the Democratic Republic of the Congo, Niger and Somalia using Pass-through Fund management	346 982
European Commission	ILC - "Piloting the use of participatory rangeland management (PRM) in Tanzania and Kenya"	1 801 200
FAO	Mainstreaming food loss reduction initiatives for smallholders in food deficit areas	32 000
FAO	Mainstreaming food loss reduction initiatives for smallholders in food deficit areas (Phase II)	140 000
Germany	Fisheries Resources Management Programme (FREMP) - Eritrea	12 008 001
Germany	Contribution to the Development of the 2019 Rural Development Report	240 160
GAFSP	GAFSP-MALI-Missing Middle Initiative	2 610 000
Hungary	Umbrella Agreement	100 000
Italy	2017 Fees to the Global Donor Platform for Rural Development	63 042
Luxembourg	ABC Fund - Smallholders and Small and Medium Enterprise Investment Finance Fund	6 004 000
Norway	Family Farming Development programme (PRODAF) - DIFFA Expansion in Niger	3 793 762
Norway	ASAP2 - Sub Sahara Africa	9 549 958
OFID	Improving Dryland Livelihoods in Djibouti and Somalia Through Productivity-enhancing Technologies	1 000 000
Russian Federation	Improved Nutrition for School Children Project in Tajikistan	1 500 000
Sweden	ASAP2	5 904 064
Sweden	Insurance for Rural resilience and Economic Development Programme	4 115 697
Switzerland	2017 Global Forum on Remittances for Development	73 185
Switzerland	Support to Small Ruminants Investments and Graduating Households in Transition (SRIGHT) in Jordan, and the Harmonised Actions for the Livestock Enhanced Production and Processing (HALEPP) in Lebanon.	5 000 000
UN Office for South South Cooperation	Leveraging innovations from the Global South	30 000
- Top-ups/Additional Financing		
	Subtotal	54 312 051
Estonia	Umbrella Agreement	54 036
FAO	GDAR - expenses	7 767
	Subtotal	61 803
TOTAL	Total	54 373 854

Table 2B. GEF/LDCF/SCCF Project Grants Approved in 2017

Donor	Agreement	Status at 31 Dec 2017	PG Approval Date	Total Contribution (US\$)
GEF	Malawi - IAP - Enhancing the Resilience of Agro-Ecological Systems (ERASP)	QA Approval/ Endorsed	09/05/2017	7 155 963 ¹¹
GEF	Tanzania - IAP - Reversing Land Degradation Trends and Increasing Food Security in Degraded Ecosystems of Semi-arid Areas of Central Tanzania	Ongoing	01/12/2017	7 155 963 ¹²
GEF	Food-IAP: Cross Cutting Capacity Building, Knowledge Serv & Coord prj- USA, FAO-Ita, ICRAF-Ken, UNDP-USA, UNEP-Ken	QA Approval/ Endorsed	09/05/2017	10 825 688 ¹³
GEF	Indonesia - Integrated Management of Peatland Landscapes (IMPLI)	Design	01/12/2017	150 000 ¹⁴
TOTAL				25 287 614

¹¹ Includes project grant and not the project preparation grant.

¹² Includes project grant and not the project preparation grant.

¹³ Includes project grant and not the project preparation grant.

¹⁴ Includes only project preparation grant.

Table 3A. Supplementary Funds Contributions Received in 2017 – Summary by Donor

Donor	Junior Professional Officer (US\$)	Cofinancing (US\$)	Thematic (Us\$)	ASAP (US\$)	Total (US\$)
Abu Dhabi Fund for Development		386 754			386 754
Canada		1 029 790	346 982		1 376 772
Denmark		2 965 451			2 965 451
European Commission		14 078 393	22 212 722		36 291 115
FAO		448 115	221 767		669 882
Germany	351 554		255 592		607 146
GAFSP		19 356 451			19 356 451
Hungary			100 000		100 000
Ireland			1 200 800		1 200 800
Italy	378 794		63 042		441 836
Japan	182 392				182 392
Korea	578 955		921 361		265 0317
Luxembourg			600 400	1 150 000	600 400
Netherlands	685 806	1 231 076	6 937 500		8 854 382
Norway		3 793 762		9 549 958	13 343 720
Russian Federation		700 000			700 000
Sweden			1 184 399	5 904 064	7 088 463
Switzerland	316 066	5 000 000	362 076		5 678 142
Treasury Harmonization Cost Sharing			144 700		144 700
UNDP			250 393		250 393
UN Office for South South Cooperation			30 000		30 000
World Bank		17 701 352			17 701 352
	2 493 567	66 691 144	34 831 734	16 604 022	120 620 467

Table 3B. Supplementary Funds Payments Received in 2017 – Details by Donor and by Agreement

Donor	Agreement	Status at 31 Dec 2017	Received in 2017 (US\$)
Abu Dhabi Fund for Development	Guinea - Project design and feasibility study in the Republic of Guinea	Completed	386 754
Canada	Mali - Support to the project Appui au Financement Inclusif Rural au Mali (AFIRMA), as part of the Programme de Microfinance Rurale (PMR)	Ongoing	1 029 790
Canada/WFP	Strengthen the Resilience of Livelihoods in Protracted Crisis Contexts in the Democratic Republic of the Congo, Niger and Somalia using Pass-through Fund management	Ongoing	346 982
Denmark	Georgia - Inclusive Growth and Employment for Young Entrepreneurs in Georgia, implemented as part of AMMAR	Ongoing	1 663 211
Denmark	Georgia - Inclusive Growth and Employment for Young Entrepreneurs in Georgia, implemented as part of AMMAR	Ongoing	1 302 240
European Commission	Mozambique - Support to Accelerate Progress towards MDG 1C in Mozambique	Ongoing	4 904 280
European Commission	Kenya - Kenya Cereal Enhancement Programme (KCEP)	Ongoing	5 523 680
European Commission	Uganda - Small and Medium Agribusiness Development Fund – A Public Private Partnership	Ongoing	3 650 432
European Commission	CGIAR VI	Completed	8 816 012
European Commission	Farmers Fighting Poverty / Africa	Closed	208 910
European Commission	Time for Action on People-Centred Land Governance: implementing ILC's 2016-2021 strategy	Ongoing	2 078 058
European Commission	AFOSP/FFP Asian Farmers' Organisations Support Programme and Farmers Fighting Poverty	Ongoing	2 059 372
European Commission	Medium Term Cooperation Programme with Farmers' Organisations phase II and regional policy dialogue in ASEAN regions (AFOSP/MTCP-ASEAN)	Ongoing	1 892 334
European Commission	Maximizing the Impact of Global Remittances in Rural Areas (MIGGRA)	Ongoing	2 142 997
European Commission	Support to Farmers' Organisations in Africa Programme (SFOAP)	Ongoing	2 792 318
European Commission	Technical Assistance Facility to the African Agriculture Fund	Ongoing	2 222 720
FAO	Madagascar - Actions Intégrées en Nutrition et Alimentation (AINA)	Completed	448 115
FAO	GFAR	Completed	7 767
FAO	Mainstreaming food loss reduction initiatives for smallholders in food deficit areas.	Closed	32 000
FAO	Mainstreaming food loss reduction initiatives for smallholders in food deficit areas – Phase II	Ongoing	84 000
FAO	GFAR	Ongoing	49 000
FAO	GFAR	Ongoing	49 000
Germany	Time for Action on People-Centred Land Governance: Implementing ILC's 2016-2020 strategy	Ongoing	255 592
GAFFSP	Sierra Leone - Smallholder Commercialisation	Completed	18 356 451

Donor	Agreement	Status at 31 Dec 2017	Received in 2017 (US\$)
	Programme (SCP)		
GAFSP	GAFSP-MALI-Missing Middle Initiative	Ongoing	1 000 000
Hungary	Umbrella Agreement	Ongoing	100 000
Ireland	Support to the International Land Coalition's Strategy 2016-2021	Ongoing	1 200 800
Italy	2017 fees to the Global Donor Platform for Rural Development	Completed	63 042
Korea	Pacific Islands Countries Project	Ongoing	460 681
Korea	Enhancing Agricultural Productivity and Improving Agricultural Markets in the Asia and Pacific Region through Use of ICT - Phase 2	Ongoing	460 681
Korea	ASAP	Completed	1 150 000
Luxembourg	Maximising the Impact of Global Remittances in Rural Areas (MIGRRA)	Ongoing	600 400
Netherlands	Bangladesh - Char Development and Settlement Project Phase IV	Ongoing	622 100
Netherlands	Bangladesh - Char Development and Settlement Project Phase IV	Ongoing	608 976
Netherlands	Phase 2 of the Global Land Tool Network's Programme 2012 - 2017	Ongoing	4 000 000
Netherlands	Phase 2 of the Global Land Tool Network's Programme 2012 - 2017	Ongoing	1 937 500
Netherlands	Time for Action on People-Centred Land Governance: implementing ILC's 2016-2021 strategy	Ongoing	1 000 000
Norway	ASAP 2	Ongoing	9 549 958
Norway	Family Farming Development programme (PRODAF) – DIFFA Expansion in Niger	Ongoing	3 793 762
Russian Federation	Improved Nutrition for School Children Project on Tajikistan	Ongoing	700 000
Sweden	ASAP 2	Ongoing	1 184 399
Sweden	Insurance for Rural resilience and Economic Development Programme	Ongoing	5 904 064
Switzerland	Medium-Term Cooperation Programme with Farmers' Organisations in Asia and the Pacific - Second Phase (MTCP 2)	Completed	288 192
Switzerland	Support to Small Ruminants Investments and Graduating Households in Transition (SRIGHT) in Jordan, and the Harmonised Actions for the Livestock Enhanced Production and Processing (HALEPP) in Lebanon.	Ongoing	5 000 000
Switzerland	2017 Global Forum on Remittances for Development	Closed	73 884
Treasury Harmonization Cost Sharing	Treasury Harmonization	Ongoing	144 700
UNDP	UNDP – Kyrgyzstan, Niger, Rwanda	Ongoing	250 393
UN Office for South South Cooperation	Leveraging innovations from the Global South	Completed	30 000
World Bank	GEF Portfolio	Design/Ongoing	17 701 352
	JPO Programme		
Germany	JPO Programme	Ongoing	351 554
Italy	JPO Programme	Ongoing	378 794
Japan	JPO Programme	Ongoing	182 392

Donor	Agreement	Status at 31 Dec 2017	Received in 2017 (US\$)
Korea	JPO Programme	Ongoing	578 955
Netherlands	JPO Programme	Ongoing	685 806
TOTAL			120 620 467