

Cote du document: EB2018/124/INF.2
Date: 21 août 2018
Distribution: Publique
Original: Anglais

F



Investir dans les populations rurales

Vue d'ensemble des fonds supplémentaires reçus, engagés et utilisés en 2017

Note pour les représentants au Conseil d'administration

Responsables:

Questions techniques:

Luis Jiménez-McInnis
Directeur du
Bureau des partenariats et
de la mobilisation des ressources
téléphone: +39 06 5459 2705
courriel: l.jimenez-mcinnis@ifad.org

Willem Wefers Bettink
Chef des
unités techniques
Bureau des partenariats et de la mobilisation des
ressources
téléphone: +39 06 5459 2472
courriel: w.bettink@ifad.org

Transmission des documents:

Deirdre McGrenra
Chef de l'Unité
des organes directeurs
téléphone: +39 06 5459 2974
courriel: gb@ifad.org

Conseil d'administration — Cent vingt-quatrième session
Rome, 11-13 septembre 2018

Pour: Information

Table des matières

Sigles et acronymes	i
I. Introduction	1
II. Vue d'ensemble du portefeuille de fonds supplémentaires du FIDA en 2017	2
III. Accords de partenariat en cours du FIDA	7
IV. Conclusions	8

Appendice

- I. Ongoing Partnership Agreements signed between IFAD and Partner Organizations - as of 30 June 2018
[Accords de partenariats en cours signés entre le FIDA et des organisations partenaires, au 30 juin 2018]
- II. 2017 Supplementary fund portfolio – detailed tables
[Portefeuille de fonds supplémentaires 2017: Tableaux détaillés]

Sigles et acronymes

ABC	Fonds d'investissement pour l'agro-industrie
ASAP	Programme d'adaptation de l'agriculture paysanne
FARMS	Mécanisme pour les réfugiés, les migrants et les déplacés forcés, en faveur de la stabilité rurale
FEM	Fonds pour l'environnement mondial
FIDA	Fonds international de développement agricole

Vue d'ensemble des fonds supplémentaires reçus, engagés et utilisés en 2017

I. Introduction

1. Les fonds supplémentaires sont des ressources provenant des dons versés au FIDA par les États membres et d'autres donateurs (organisations internationales, fonds et fondations, par exemple). Ils sont gérés selon les conditions convenues d'un commun accord entre le FIDA et les donateurs. Les fonds supplémentaires sont affectés en dehors du système d'allocation fondé sur la performance et du système d'allocation des dons. Ils sont essentiellement affectés au cofinancement d'initiatives de projets spécifiques, d'études ou d'initiatives d'assistance technique, et pour appuyer le programme des cadres auxiliaires du FIDA.
2. Les fonds supplémentaires sont un instrument qui a fait ses preuves pour attirer les cofinancements en faveur du programme de prêts du FIDA et pour les transmettre aux bénéficiaires par un canal unique, ce qui simplifie leur administration et réduit la charge qui pèse sur les bénéficiaires. Ils constituent un moyen particulièrement important d'amplifier les interventions dans les pays à faible revenu et les pays à revenu intermédiaire de la tranche inférieure, d'appuyer l'engagement du FIDA dans les situations de fragilité et de renforcer sa collaboration avec la société civile, par exemple les organisations paysannes. Ils servent également à financer l'innovation dans des domaines thématiques tels que la gestion des risques agricoles ou les envois de fonds, et ils ont jusqu'ici joué un rôle important dans le concours apporté aux priorités d'action concernant la nutrition, la problématique hommes-femmes et les changements climatiques.
3. Le bilan du FIDA est positif en ce qui concerne la mobilisation de fonds supplémentaires provenant de fonds mondiaux pour l'environnement et les changements climatiques, parmi lesquels le Fonds pour l'environnement mondial (FEM), le Fonds pour les pays les moins avancés, le Fonds spécial pour les changements climatiques et le Fonds d'adaptation. En 2016, le Fonds vert pour le climat a accredité le FIDA en tant qu'organisme d'exécution.¹
4. Les fonds supplémentaires fournissent une source de financement essentielle pour les activités hors prêts aux niveaux national, régional et mondial (études, ateliers, participation à l'élaboration des politiques et autres activités pour lesquelles les ressources administratives sont limitées).
5. La présente note d'information fournit des données actualisées sur les fonds supplémentaires reçus, engagés et utilisés en 2017².

¹ Si l'on prend en considération le Programme d'adaptation de l'agriculture paysanne, le FEM, le Fonds pour les pays les moins avancés, le Fonds spécial pour les changements climatiques et le Fonds d'adaptation, le FIDA a mobilisé en faveur de 62 pays des financements à l'appui de l'action climatique et environnementale à hauteur d'environ 500 millions d'USD, ce qui fait du FIDA le plus important vecteur de ressources en faveur de l'adaptation de la petite agriculture au monde.

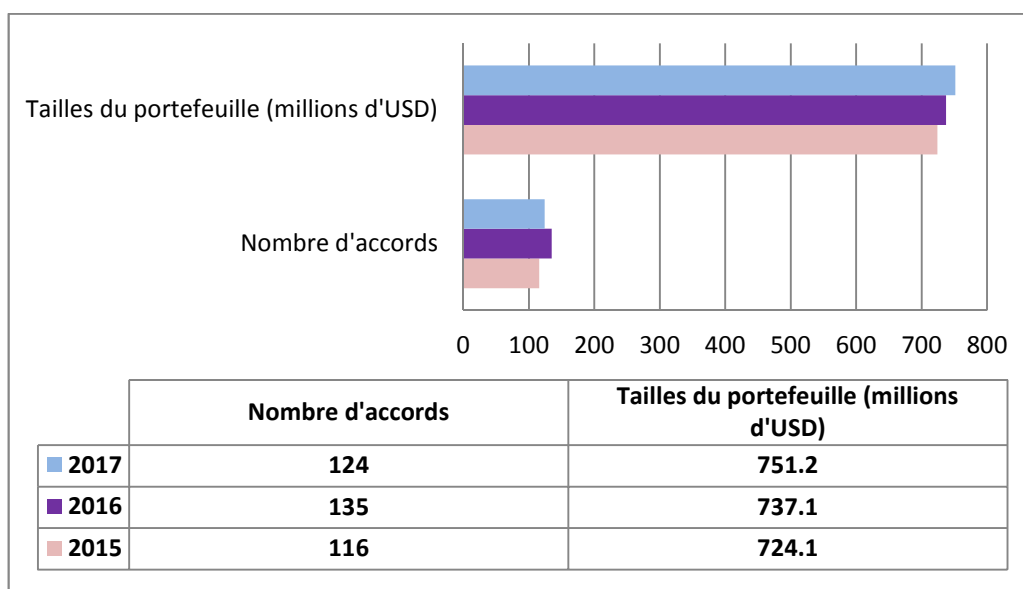
² Des informations sur le programme Jeunes administrateurs du Fonds sont également incluses, mais celles-ci ne figurent pas dans les calculs et l'évaluation du portefeuille.

II. Vue d'ensemble du portefeuille de fonds supplémentaires du FIDA en 2017

6. Situation du portefeuille de fonds supplémentaires. Au 31 décembre 2017, le portefeuille de fonds supplémentaires³ du FIDA était régi par 124 accords signés avec 21 États membres et leurs institutions, 11 organisations internationales et une fondation, pour un montant total de 751,2⁴ millions d'USD. Une grande partie de ces financements sont liés à des accords proches de leur achèvement; toutefois, dans le même temps, le FIDA négocie actuellement une réserve de contributions d'environ 160 millions d'USD.
7. La liste des donateurs, les détails relatifs aux accords ainsi qu'une brève description figurent au tableau 1 de l'appendice II. La figure ci-dessous offre une vue d'ensemble du développement du portefeuille pour la période allant de 2015 à 2017, indiquant la taille du portefeuille et le nombre d'accords.

Figure 1

Taille du portefeuille et nombre d'accords, 2015 à 2017



8. Sources et utilisation des fonds. En 2017, les organisations internationales et les fonds (l'Union européenne, le Programme mondial sur l'agriculture et la sécurité alimentaire, etc.) contribuaient à hauteur de 74% du portefeuille de fonds supplémentaires (556,6 millions d'USD), tandis que les États membres contribuaient à hauteur de 26% (194,6 millions d'USD). Il est à noter que la part du portefeuille de fonds supplémentaires financée par les États membres a augmenté de 7% par rapport à 2016, et qu'un certain nombre de pays (dont la Hongrie et la Fédération de Russie) ont contribué pour la première fois aux fonds supplémentaires en 2017.
9. Des efforts ciblés ont été entrepris pour solliciter le secteur privé et les fondations philanthropiques dans l'optique de créer une nouvelle source de fonds supplémentaires. Le portefeuille actuel héberge notamment des fonds provenant de la Fondation Bill et Melinda Gates visant à concevoir des partenariats public-privé-producteurs pour le développement de filières de petits ruminants en Inde. En 2017, le FIDA a mobilisé des fonds auprès de

³ Cela concerne les accords signés, en cours en 2017 et achevés pendant l'année, ou achevés avant 2017 mais ayant encore des activités en cours.

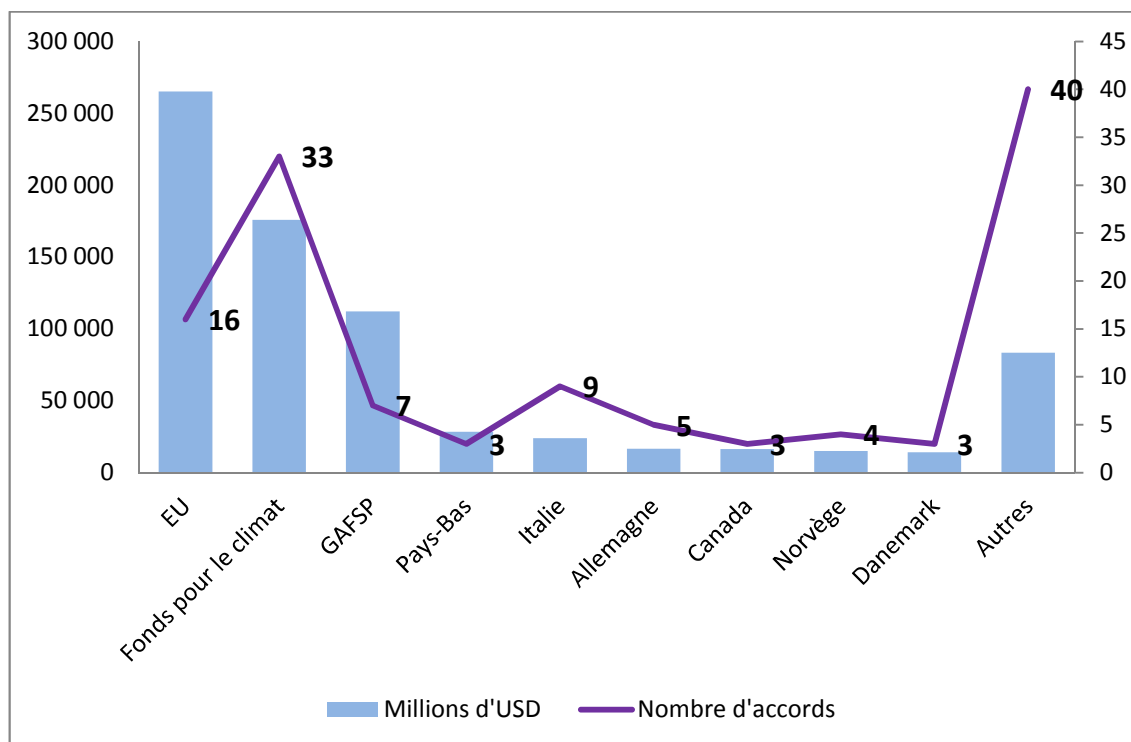
⁴ Pour estimer la valeur en USD de l'ensemble du portefeuille au 31 décembre 2017, le taux de change suivant a été utilisé: 0,832 EUR pour 1 USD.

l'Open Society Foundation en faveur du Mécanisme pour les réfugiés, les migrants et les déplacés forcés, en faveur de la stabilité rurale (FARMS) en Jordanie.

10. Globalement, 63% des fonds supplémentaires actuellement utilisés ont été alloués au cofinancement de projets d'investissement du FIDA et 37% ont été alloués à des domaines thématiques, dont 11% à l'appui de la recherche agricole par le biais du Groupe consultatif pour la recherche agricole internationale.

Figure 2

Principaux bailleurs de fonds supplémentaires au 31 décembre 2017



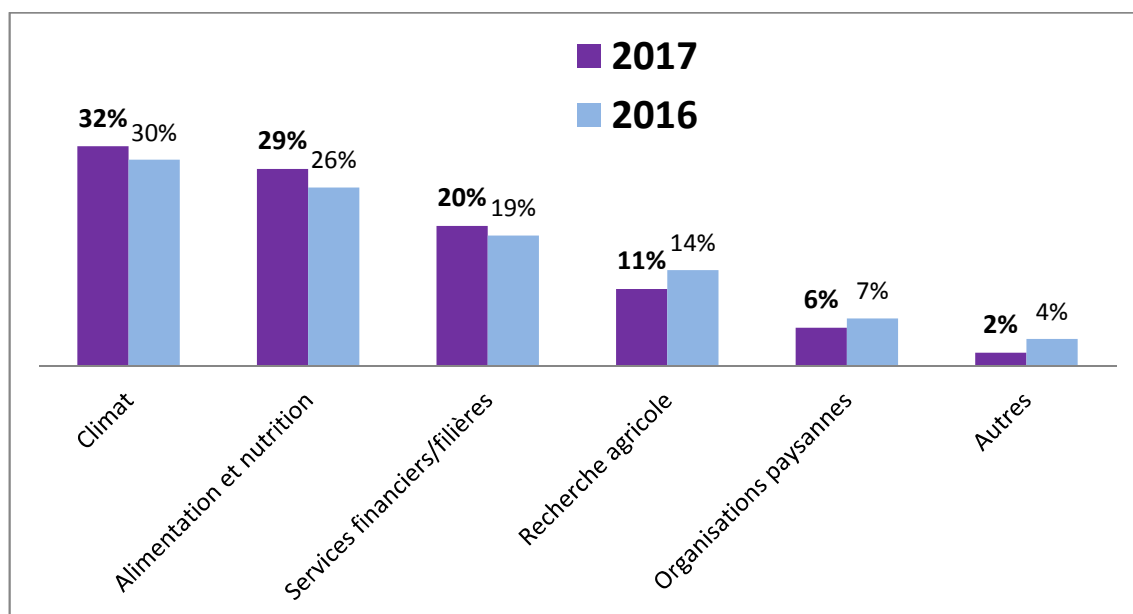
11. La figure 2 présente les neuf principaux donateurs, qui ont contribué à hauteur de 89% du portefeuille de fonds supplémentaires (667.7 millions d'USD) dans le cadre de 83 accords. La part restante du portefeuille a été financée par un grand nombre d'accords individuels (40), pour des contributions qui varient entre 30 000 et 3 millions d'USD.
12. L'Union européenne est de loin le principal pourvoyeur de fonds supplémentaires, contribuant à hauteur de 35% de l'ensemble du portefeuille (265,1 millions d'USD), dans le cadre de 16 accords en cours. Les fonds mondiaux pour l'environnement et les changements climatiques (Fonds pour l'adaptation, FEM, Fonds pour les pays les moins avancés et Fonds spécial pour les changements climatiques) représentent la deuxième source de contribution avec 23% de l'ensemble du portefeuille de fonds supplémentaires (175,6 millions d'USD), suivie par le Programme mondial sur l'agriculture et la sécurité alimentaire avec 15% (112,1 millions d'USD).
13. Ces partenaires fournissent principalement des fonds destinés au cofinancement de projets d'investissement du FIDA (74%). L'Union européenne, de son côté, soutient également la recherche agricole (en partenariat avec le Groupe consultatif pour la recherche agricole internationale), les envois de fonds (depuis 2006), les organisations paysannes, l'innovation en matière de gestion des risques agricoles (par le biais de la Plateforme pour la gestion des risques agricoles) et l'engagement

auprès du secteur privé, en appuyant le Yield Uganda Investment Fund. Le FIDA mène actuellement à bonne fin la négociation d'un nouveau financement de l'Union européenne concernant le Fonds d'investissement pour l'agro-industrie (Fonds ABC), un fonds d'investissement porteur d'impact en faveur de l'agriculture paysanne et des petites et moyennes entreprises rurales.

14. Parmi les États membres, les principaux contributeurs du portefeuille en cours sont: les Pays-Bas (28 millions d'USD), l'Italie (23 millions d'USD), l'Allemagne (16 millions d'USD), le Canada (16 millions d'USD), la Norvège (15 millions d'USD) et le Danemark (13,7 millions d'USD). Sur les fonds supplémentaires apportés par les États membres, 37% sont consacrés au cofinancement de projets, tandis que le solde (63%) est destiné à l'appui thématique à la recherche agricole, aux organisations paysannes, à l'amélioration de l'accès aux services financiers, à la gestion des ressources naturelles, à la sécurité alimentaire et à la nutrition, ainsi qu'au Fonds ABC.
15. Répartition thématique La figure 3 ci-dessous présente une vue d'ensemble des allocations par domaine thématique ainsi qu'une comparaison entre 2017 et 2016.

Figure 3

Répartition thématique du portefeuille de fonds supplémentaires au 31 décembre 2017

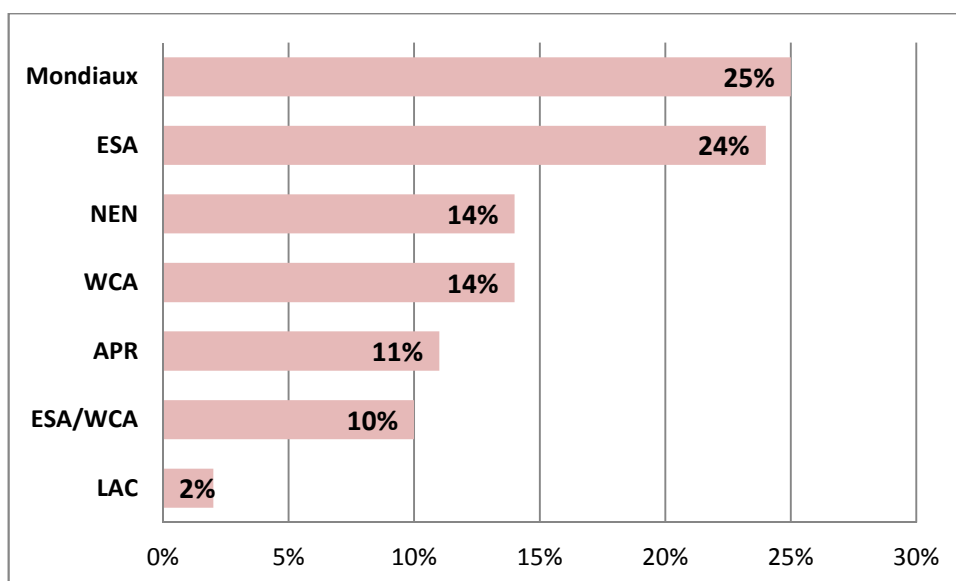


16. Comme en 2016, les changements climatiques demeurent la principale composante (32%, soit 240 millions d'USD). Cette dernière reçoit l'appui des fonds en faveur de l'environnement et des changements climatiques qui cofinancent le portefeuille de placements du FIDA, et l'appui de la Suède et de la Norvège au titre de la deuxième phase du Fonds fiduciaire du Programme d'adaptation de l'agriculture paysanne (ASAP2). La légère augmentation constatée en 2017 est due aux nouveaux financements mobilisés au titre d'ASAP2 et aux nouvelles allocations au titre du FEM. Ces fonds jouent un rôle important concernant l'intégration des questions liées aux changements climatiques aux projets du FIDA.
17. La deuxième composante en ordre d'importance est la sécurité alimentaire et nutritionnelle (29% ou 215 millions d'USD). Les principaux contributeurs sont le Programme mondial sur l'agriculture et la sécurité alimentaire, l'Union européenne, l'Italie, le Japon et la Fédération de Russie pour le cofinancement de projets dans les pays à faible revenu, les pays à revenu intermédiaire de la tranche inférieure et ceux en situation de fragilité. Le Canada, l'Irlande et

l'Allemagne apportent des fonds pour l'appui thématique à la réduction des pertes alimentaires et pour l'intégration des questions concernant la nutrition au portefeuille du FIDA.

18. La composante "Services financiers inclusifs et développement des chaînes de valeurs" (20% ou 153,4 millions d'USD) accueille des fonds de cofinancement provenant du Canada, du Danemark, de l'Union européenne et de l'Italie destinés à des projets relatifs à la finance rurale, aux infrastructures liées aux marchés et au développement des chaînes de valeur. Cette composante bénéficie également de l'appui de la France, de l'Union européenne, du Luxembourg et de la Suisse au titre de programmes multidonateurs tels que le Mécanisme de financement pour l'envoi de fonds, la Plateforme pour la gestion des risques agricoles, le Fonds ABC et le Mécanisme d'assistance technique du Fonds pour l'agriculture africaine.
19. La composante "Recherche agricole" (11% ou 84,5 millions d'USD) intègre les fonds versés par l'Union européenne pour le Groupe consultatif pour la recherche agricole internationale. Cette contribution vise à favoriser l'application des recherches ainsi qu'à développer et à expérimenter des approches novatrices pouvant avoir des effets positifs sur les moyens d'existence, la nutrition ou la résilience des communautés rurales. Le FIDA et l'Union européenne coopèrent depuis plus de 10 ans dans ce domaine.
20. La composante "Soutien aux organisations paysannes" (6% ou 42,3 millions d'USD) accueille des fonds provenant de l'Union européenne, de la France et de la Suisse destinés à renforcer la capacité institutionnelle de ces organisations et à développer les services économiques nécessaires pour faciliter l'intégration des petits exploitants aux chaînes de valeur, par le Programme d'appui aux organisations paysannes africaines, et le Forum paysan du FIDA.
21. La dernière composante comprend l'appui à l'intégration de la problématique hommes-femmes et d'autres thèmes tels que l'évaluation, l'appui institutionnel et l'efficacité du développement (2% ou 15,3 millions d'USD), par le biais de financements apportés par l'Estonie, la Hongrie, la Norvège, la Suède, la Suisse et d'autres pays.
22. Répartition régionale. La figure 4 ci-dessous détaille la répartition du portefeuille de fonds supplémentaires par région. Une part de 25% du portefeuille est mondiale, c'est-à-dire que ces fonds sont destinés à plusieurs régions et pays. Près de la moitié du portefeuille (48%) est dédiée à l'Afrique subsaharienne: 24% pour l'Afrique orientale et australe; 14% pour l'Afrique de l'Ouest et du Centre; et 10% pour ces deux régions. Les régions Proche-Orient, Afrique du Nord et Europe concentrent 14% du portefeuille de fonds supplémentaires. Un pourcentage en hausse comparé aux dernières années, qui s'explique principalement par les mesures prises dans le cadre du mécanisme FARMS pour faire face aux conflits et à la fragilité. Une part de 11% du portefeuille a été affectée à la région Asie et Pacifique, tandis que la région Amérique latine et Caraïbes a capté 2% des fonds supplémentaires.

Figure 4
Répartition régionale du portefeuille de fonds supplémentaires



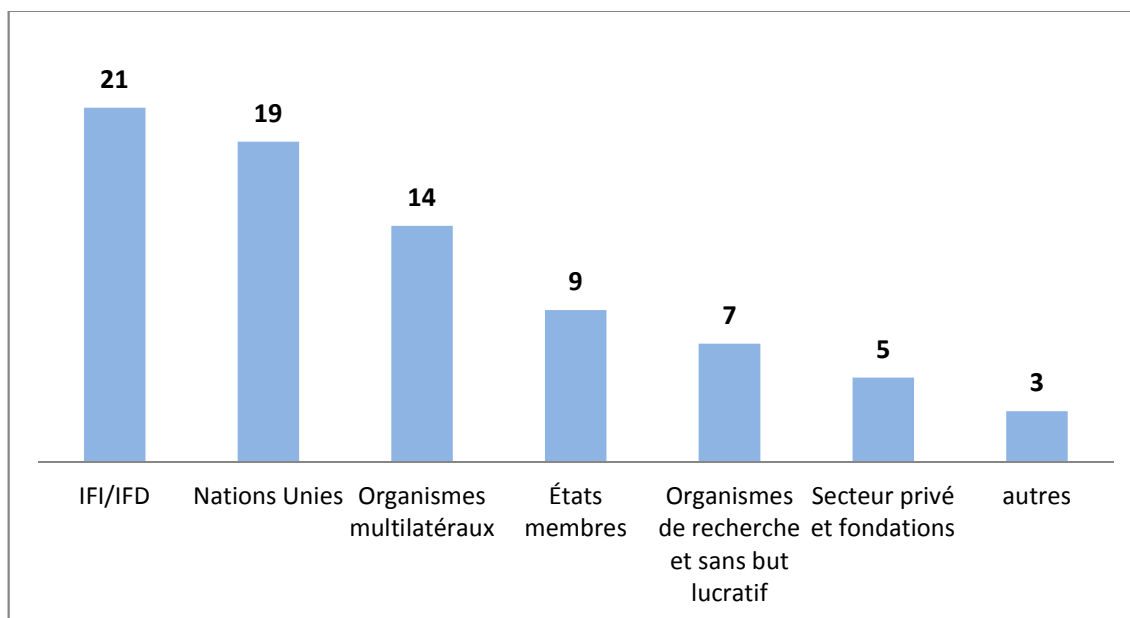
23. Fonds mobilisés à l'appui des programmes du FIDA. En 2017, des efforts ciblés ont été entrepris pour mobiliser des fonds à l'appui du portefeuille d'investissement et des programmes mondiaux et thématiques du FIDA. Le FIDA a mobilisé un montant total de 81,4 millions d'USD provenant de 18 donateurs. Ces fonds proviennent notamment: i) de dons provenant du FEM liés au Programme d'approche intégrée de ce dernier en Afrique subsaharienne (un programme dirigé par le FIDA); ii) de dons provenant de la Norvège et de la Suède au titre du Fonds fiduciaire de l'ASAP2; iii) de dons provenant de la Suisse, de la Norvège et du Fonds de l'OPEP visant à financer le FARMS dans le cadre de programmes menés en Jordanie, au Liban, au Niger et en Somalie; et iv) de dons issus de l'Initiative dite du "chaînon manquant" du Programme mondial sur l'agriculture et la sécurité alimentaire visant à financer un projet au Mali pour appuyer l'inclusion des jeunes ruraux au sein des filières.
24. En outre, le Luxembourg a confirmé sa participation à hauteur de 5 millions d'euros au titre du Fonds ABC, une initiative d'envergure dont il constitue la première source de financement. En matière de cofinancement, l'Allemagne soutient le secteur de la pêche artisanale en Érythrée, tandis que la Russie a apporté pour la première fois sa contribution aux fonds supplémentaires du FIDA afin d'améliorer la nutrition des écoliers au Tadjikistan. Les détails relatifs à l'ensemble des accords signés et des paiements reçus en 2017 figurent à l'appendice II.
25. Au total, 120,6 millions d'USD de paiements ont été reçus en vertu des accords nouveaux et existants relatifs aux fonds supplémentaires.
26. Programme Jeunes administrateurs. Les fonds supplémentaires permettent également de financer le programme Jeunes administrateurs du FIDA, grâce auquel des États membres parrainent de jeunes diplômés universitaires embauchés par le FIDA. En tout, le FIDA conduit actuellement 17 programmes Jeunes administrateurs, dont 15 au siège et deux sur le terrain, au Ghana et au Soudan. Les pays qui participent à cette initiative en tant que parrains sont les Pays-Bas (six programmes), la Suisse (quatre), l'Allemagne (deux), la Finlande (un), l'Italie (deux), le Japon (un) et la République de Corée (un).

27. Gestion et administration des fonds supplémentaires. Afin d'améliorer la mobilisation et la gestion des fonds supplémentaires, le FIDA a investi ces dernières années dans l'optimisation des systèmes de gestion de ces fonds. En 2018, toutes les données concernant les accords relatifs aux fonds supplémentaires ont été intégrées aux systèmes institutionnels du FIDA. Cela s'est traduit par une hausse de l'efficacité, un renforcement de la mise en conformité, ainsi qu'une amélioration de l'accès aux informations et de leur communication. Un groupe de travail interne examine actuellement les directives du FIDA en matière de recouvrement des coûts sur les fonds supplémentaires. Un audit interne a été effectué par le FIDA au cours de la période considérée afin d'évaluer la performance de la gestion des fonds supplémentaires. Cet audit a émis une opinion satisfaisante concernant l'adéquation de l'utilisation des fonds par rapport à l'objectif énoncé dans les accords relatifs aux fonds supplémentaires.
28. Conformément à la pratique en vigueur, les déclarations des donateurs dûment vérifiées ont été communiquées aux donateurs, indiquant la situation financière des contributions au 31 décembre 2017. Des efforts supplémentaires ont été entrepris pour améliorer la qualité d'ensemble des rapports, en mettant en évidence les informations relatives aux réalisations et aux résultats ainsi que les données financières.
29. Au cours de la période visée, 15 accords achevés ont été financièrement clôturés; 22 autres accords ont été achevés et leur clôture financière est en cours. Le Bureau des partenariats et de la mobilisation des ressources ainsi que la Division de la comptabilité et du Contrôle font tout leur possible pour procéder à la clôture financière de ces accords dans les meilleurs délais.

III. Accords de partenariat en cours du FIDA

Figure 5

Accords de partenariats en cours par type de partenaire



30. À la 121^{ème} session du Conseil d'administration du FIDA, le Fonds s'est engagé à partager avec les membres du Conseil d'administration la liste des accords de partenariat en cours signés avec divers partenaires. Au 30 juin 2018, le FIDA compte 78 accords de partenariats en cours signés avec des organisations partenaires. Il s'agit notamment d'institutions financières nationales et internationales, d'institutions des Nations Unies, d'organismes multilatéraux, d'États membres, d'organisations régionales et d'organisations

ou fondations privées, entre autres. Outre les accords déjà cités, le FIDA compte également 15 accords portant sur des transactions. Il s'agit des accords passés avec des États membres en vue d'appuyer le programme Jeunes administrateurs du Fonds et de deux accords de mission relatifs au détachement de membres du personnel. La figure 5 ci-dessus offre une vue d'ensemble du portefeuille en cours par type de partenaire. La liste des partenariats en cours du FIDA figure à l'appendice I.

IV. Conclusions

31. Comme indiqué précédemment dans le rapport, les fonds supplémentaires représentent un instrument bien établi s'agissant d'attirer des cofinancements pour les programmes de prêts du FIDA et d'appuyer le travail thématique du Fonds. À la lumière des engagements pris au titre de la Onzième reconstitution des ressources du FIDA, il continuera de mobiliser des fonds supplémentaires affectés à des priorités spécifiques à même de rehausser la valeur des programmes de pays ou de renforcer l'engagement mondial, parmi lesquelles: i) le cofinancement des programmes d'investissement du FIDA, notamment par le biais de l'Union européenne et des donateurs bilatéraux; ii) les mécanismes multidonateurs tels que FARMS et ASAP2; iii) les initiatives du FIDA en matière de coopération Sud-Sud et triangulaire; et iv) l'essor du secteur privé et l'esprit d'entreprise chez les jeunes grâce au Fonds ABC.

Ongoing Partnership Agreements signed between IFAD and Partner Organizations - as of 30 June 2018

Member States			
No.	Institution/Organization	Form of Cooperation	Date
1	Italy	Partnership Agreement	2001
2	Italy	Partnership Agreement	2016
3	Spain	Partnership Agreement	2007
4	Japan	Memorandum of Understanding	2010
5	Germany - Federal Ministry for Economic Cooperation and Development	Statement of Intent	2013
6	United Arab Emirates	Joint Declaration of Intent	2015
7	Switzerland	Memorandum of Understanding	2016
8	Germany - Federal Ministry for Economic Cooperation and Development	Declaration of Intent	2016
9	China	Memorandum of Understanding	2016
IFIs and DFIs			
1	African Development Bank (AfDB)	Cooperation Agreement	1978
2	African Development Bank (AfDB)	Memorandum of Understanding	2008
3	African Development Bank (AfDB)	Memorandum of Understanding - 1st Addendum	2017
4	Inter-American Development Bank	Cooperation Agreement	1978
5	Inter-American Development Bank (IADB)	Memorandum of Understanding	2004
6	The World Bank (WB)	Agreement	1978
7	Islamic Development Bank (IsDB)	Cooperation Agreement	1979
8	Islamic Development Bank (IsDB)	Framework Cofinancing Agr.	2010
9	Arab Fund for Economic and Social Development (AFESD)	Agreement	1980
10	Arab Bank for Economic Development in Africa (BADEA)	Cooperation Agreement	1982
11	Agence Française de Développement (AFD)	Cooperation Agreement	2006
12	OPEC Fund for International Development (OFID)	Framework Agreement	2010
13	Asian Development Bank (and FAO)	Framework Agreement	2010
14	Asian Development Bank (ADB)	Memorandum of Understanding	2013
15	China-Africa Development Fund (CAD Fund)	Joint Declaration of Intent	2013
16	European Bank for Reconstruction and Development (EBRD)	Memorandum of Understanding	2014
17	Export Import Bank of Korea (KEXIM)	Memorandum of Understanding	2014
18	Andean Development Corporation (CAF)	Memorandum of Understanding	2015
19	International Bank for Reconstruction and Development (IBRD) / International Development Association (IDA)/ FAO	Memorandum of Understanding	2015
20	European Investment Bank (EIB)	Memorandum of Understanding	2016
21	Kuwait Fund	Memorandum of Understanding	2018
UN			
1	International Labour Organization (ILO)	Cooperation Agreement	1978
2	Food and Agriculture Organization (FAO)	Agreement	1978
No.	Institution/Organization	Form of Cooperation	Date

3	United Nations	Agreement UN/IFAD	1978
4	United Nations Development Programme (UNDP)	Memorandum of Understanding	1978
5	United Nations Centre for Human Settlements (UN-HABITAT)	Memorandum of Understanding	1981
6	WHO-UNICEF-UNDP	M Memorandum of Understanding	1984
7	United Nations High Commissioner for Refugees (UNHCR)	Agreement	1988
8	United Nations Industrial Development Organization (UNIDO)	Relationship Agreement	1989
9	United Nations Office for Project Services (UNOPS)	Cooperation Agreement	1995
10	Food and Agriculture Organization (FAO)	Memorandum of Understanding	1999
11	United Nations Population Fund (UNFPA)	Cooperation Agreement	2002
12	World Food Programme (WFP)	Memorandum of Understanding	2004
13	UNDHL (Library)	Memorandum of Understanding	2004
14	The United Nations Children's Fund (UNICEF)	Memorandum of Understanding	2005
15	United Nations Development Programme (UNDP)	Memorandum of Understanding	2008
16	United Nations Office for Project Services (UNOPS)	Cooperation Agreement	2008
17	ONE UN Fund for Tanzania	Memorandum of Understanding	2017
18	Food and Agriculture Organization (FAO)	Memorandum of Understanding	2017
19	RBA Collaboration – IFAD, FAO and WFP	Memorandum of Understanding	2018
Multilaterals			
1	Organization of Islamic Conference	Cooperation Agreement	1983
2	League of Arab States	Cooperation Agreement	1993
3	Islamic Educational Scientific and Cultural Organization (ISESCOS)	Cooperation Agreement	1995
4	Arab Authority for Agricultural Investment & Development (AAAID)	Cooperation Agreement	2000
5	European Union	Framework Agreement	2003
6	Global Environment Facility (GEF)	Memorandum of Understanding	2005
7	The Organisation for Economic Co-Operation and Development (OECD)	Cooperation Agreement	2005
8	Community of Portuguese Speaking Countries (CPLP)	Cooperation Agreement	2007
9	Alliance for a Green Revolution in Africa (AGRA) and African Enterprise Challenge Fund (AECF)	Memorandum of Understanding	2008
10	RBAs-European Commission	Statement of Intent	2011
11	European Union	Memorandum of Understanding	2012
12	Gulf Cooperation Council for Arab States (GCC)	Memorandum of Understanding	2014
13	Alliance for a Green Revolution in Africa (AGRA)	Memorandum of Understanding	2016
14	Khalifa International Award for Date Palm and Agriculture Innovation	Letter of Intent	2018
Transaction – JPO and staff secondment			
1	France	JPO Agreement	1978
2	Belgium	JPO Agreement	1980
3	Norway	JPO Agreement	1981
4	Germany	JPO Agreement	1981
5	Finland	JPO Agreement	1981
No.	Institution/Organization	Form of Cooperation	Date
6	Denmark	JPO Agreement	1983

7	Italy	JPO Agreement	1987
8	Japan	JPO Agreement	1989
9	Korea	Special Programme Officer - Agreement	1991
10	United States of America	JPO Agreement	2001
11	Netherlands	JPO Agreement	2010
12	Korea	JPO Agreement	2012
13	Switzerland	JPO Agreement	2014
14	China – Africa Development Fund	Agreement – staff secondment	2016
15	Kuwait Fund	Agreement – staff secondment	2016
Research and Non Profit			
1	La Sapienza	Fellowship Agreement	2011
2	International Food Policy Research Institute (IFPRI)	Agreement	2013
3	Agreenium	Partnership Agreement	2014
4	International Center for Tropical Agriculture (CIAT)	Statement of Intent	2017
5	University of Warwick	Statement of Intent	2017
6	Heifer Project International	Memorandum of Understanding	2017
7	International Social Security Association	Letter of Intent	2017
Private Sector/Foundations			
1	The Centre for Food, Rural Development and Environment of the German Foundation for International Development	Letter of Agreement	2002
2	The Bill and Melinda Gates Foundation	Statement of Intent	2012
3	Intel Corporation	Memorandum of Understanding	2014
4	Unilever	Memorandum of Understanding	2014
5	Mars Incorporated	Memorandum of Understanding	2017
Others (regional, global networks)			
1	Inter-American Institute for Cooperation on Agriculture (IICA)	Cooperation Agreement	1987
2	The New Partnership for Africa's Development (NEPAD)	Memorandum of Understanding	2004
3	International Land Coalition (ILC)	Memorandum of Understanding	2015

2017 Supplementary fund portfolio – detailed tables

List of donors providing supplementary funds

Member States
Canada
Denmark
Estonia
France
Germany
the Government of Flanders (Belgium),
Hungary
Ireland
Italy
Japan
Republic of Korea
Luxembourg
the Netherlands
New Zealand
Norway
Russia
Saudi Arabia
Spain
Sweden
Switzerland
United Arab Emirates
International Organizations and Funds
Adaptation Fund
European Union
Food and Agriculture Organization of the United Nations
Global Agriculture and Food Security Program
Global Environment Facility,
Least Developed Country Fund
OPEC Fund for Development (OFID)
Special Climate Change Fund
United Nations Office for South-South and Triangular Cooperation
United Nations Development Programme
World Food Programme
Foundations
Bill and Melina Gates Foundation (BMGF).

Table 1. Current supplementary fund agreements as at 31 December 2017 (US\$ equiv.)⁵

Donor	IFAD Multi-donor programmes related current agreements	Start Date of Agreement	End Date of Agreement	Total value - Agreement	Received as at 31/12/2017
TECHNICAL ASSISTANCE FACILITY TO THE AFRICAN AGRICULTURE FUND First multi-donor fund established at IFAD (including a joint multi-donor agreement between Italy-AGRA-UNIDO)					
<p>TAF's main objective is to support the economic development of Small and Medium Enterprises (SMEs) and small farmers operating in the agriculture sector in Africa. By doing so, TAF enables small businesses, small-scale farmers, farmers' organizations, and cooperatives to benefit, either directly or indirectly, from the African Agriculture Fund (AAF). In practice this means that TAF links small-scale farmers and micro-entrepreneurs and their associations with portfolio companies that receives investments from the AAF. TAF may also develop and strengthen the capacity of third-party providers of services, inputs, productive assets and equipment to serve the linkage scheme partners. Moreover, TAF support can also be directly provided at SMEs allowing them to optimize their operations and secure long-term growth.</p> <p>With the closure approaching as of May 2018, TAF is currently focusing on sustaining interventions and gathering lessons learned. TAF is working with 12 portfolio companies and 34 projects are in progress. The nature of these projects is quite broad. In Malawi, under the Farm Services Unit (FSU) of Meridian, soil testing initiatives continue to further develop knowledge about the nutrient requirements of soils. 13,408 farmers have now been registered around the stores and are benefiting from the 120 demonstration plots set up in the central and southern regions of Malawi. Moreover, TAF funds are also used to strengthen Small and Medium Enterprises. Through TAF SME's component in Cameroon, the Pig Production Technical Support and Capacity Building project led by CS Vet has made significant progress towards the overall improvement of piggery key performance indicators (KPIs). KPIs such as average litter size per sow per year, final grower selling weights and overall mortality have started to match global standards with the piggery beginning to report consistently strong financials over the last six months and the business averaging \$100k in monthly turnover.</p> <p>The contribution agreements signed with AGRA (US\$150,000) and UNIDO (US\$75,942) completed on 11 May 2016, and therefore are not included in the calculation below.</p>					
European Union	Technical Assistance Facility to the African Agriculture Fund	25/05/2011	25/05/2018	12 008 001	8 584 480
Italy	Technical Assistance Facility to the African Agriculture Fund	11/05/2011	25/05/2018	200 000	200 000
	Subtotal – TAF - AAF			12 208 001	8 784 480

⁵ Includes agreements at all stages from signature to implementation. Closed agreements are not included. An agreement is considered closed when all activities have been implemented, final report submitted to the donor, any final payments and reimbursements processed and final donor financial statement submitted.

Donor	IFAD Multi-donor programmes	Start Date of Agreement	End Date of Agreement	Total value - Agreement	Received as at 31/12/2017
FINANCING FACILITY FOR REMITTANCES					
<p>For more than 10 years IFAD has managed the Financing Facility for Remittances (FFR), a multi-donor facility linking migration and development issues, financing innovative projects to enhance the development impact of remittances and migrants' investment, and supporting capacity-building, advocacy and research in this field. Since 2006, with initial funding from Spain (EUR 2 million) and the EU (EUR 4 million), the FFR has grown to an over US\$45 million multi-donor fund and supported more than 60 projects in over 45 countries across the developing world that use innovative technologies to lower the transaction cost of remittances, promote access to financial services in remote areas and foster migrant investment and entrepreneurship. IFAD's FFR is nowadays recognized as one of the lead global actors in the area of migration and development, actively contributing, among others, to the works of the G20, the Global Forum on Migration and Development (GFMD), the Financing for Development process, the Global Migration Group and the recently-launched Global Compact for Safe, Orderly and Regular Migration. The FFR was the first to publish global remittance estimates to developing countries – particularly through its Sending Money Home reports – and continues to contribute to policy dialogue through actionable research and its Global Forums on Remittances, Investment and Development (GFRID), bringing together all the major players in the remittance marketplace.</p> <p>In 2015 IFAD launched the International Day of Family Remittances (IDFR), celebrated yearly on June 16. The day was unanimously proclaimed by IFAD's 176 Member States with the purpose to raise global awareness of migrant workers' contribution to the wellbeing of their families and communities of origin through remittances, the key role they play in contributing to achieve the SDGs, and the importance of engaging the private sector in lowering transaction costs. On 12 June 2018, during the 95th plenary meeting of the 72nd session, the IDFR was unanimously adopted by the United Nations General Assembly (Resolution A/RES/72/281).</p> <p>The FFR is continuing to receive support and additional contributions from both the donor community and IFAD, to allow to scale up the impressive results reached thus far, and to mainstream remittances, migrant investments and migration within IFAD's programme of loans and grants. While the FFR has been managed as one facility, separate contribution agreements were signed between IFAD and Spain, Luxembourg, the EU, UNCDF and the Swiss Development Agency (SDA), and require separate financial reporting. Further contribution is currently under discussion with the EU and Spain.</p>					
European Union	African Postal Financial Services Initiative – aims at enhancing competition in the African remittance marketplace through enabling African post offices to offer financial services and showcase the potential role of postal networks in migration and development (EUR 4 160 000)	12/12/2012	30/06/2017	4 995 328	4 495 322
European Union	Maximizing the Impact of Global Remittances in Rural Areas (MIGGRA)	01/12/2014	30/12/2020	6 484 320	5 121 553
Luxembourg	Migrant Remittances Africa	15/12/2011	31/12/2014 ⁶	2 600 879	2 600 879
Luxembourg	Maximising the Impact of Global Remittances in Rural Areas (MIGRRA)	20/04/2015	31/12/2020	1 801 200	1 801 200
Spain	Financing Facility for Remittances	15/02/2008	27/11/2019	8 463 900	8 463 900
Switzerland	2017 Global Forum on Remittances for Development	27/03/2017	31/12/2017	73 185	73 185
	Subtotal - FFR			24 418 813	22 556 039

⁶ Activities funded from this agreement are still ongoing.

Donor	IFAD Multi-donor programmes	Start Date of Agreement	End Date of Agreement	Total value - Agreement	Received as at 31/12/2017
SUPPORT TO FARMERS' ORGANIZATIONS					
<p>The support to Farmers' Organisations (FO) is delivered by IFAD through 4 complementary programmes: The Support to Farmers' Organizations (FO) in Africa Programme (SFOAP) and the Farmers' Fighting Poverty in Africa (FFP/AFRICA), which together form the Farmers' Africa programme; and the Medium-Term Cooperation Programme with Farmers' Organisations in Asia and the Pacific (MTCP 2) and FFP/ASEAN which together form the ASEAN Farmers' Organisations Support Programme (AFOSP). Since 2009 these programmes have mobilised over EUR 65 million in support of FO, mainly from the EU, Switzerland, France and IFAD.</p> <p>SFOAP was established in 2009 with EUR 5 million financing from the EU and US\$1.5 million financing from IFAD. It was the first programme to be initiated by the four regional networks of FOs in sub-Saharan Africa (EAFF, PROPAC, ROPPA and SACAU). In 2012 Italy, Finland and Switzerland agreed to jointly co-finance SFOAP's transition from pilot phase to a main phase. The main phase was launched in January 2013 through additional supplementary funds by the EU (EUR 15 million), France (EUR 1 million), Switzerland (EUR 2 million), and USD 2.5 million from IFAD. This phase builds on the successes and lessons learned from the pilot phase and scales up programme activities and outreach. The programme aims to further strengthen and consolidate the institutional capacity of FOs and give them a greater say in agricultural policies and programmes. It also supports the development of FOs' economic services to facilitate the integration of smallholder farmers in value chains. The addition of a fifth regional network, UMNAGRI, has expanded the geographical area to the North Africa region. The programme now supports 68 national farmers' organizations (NFOs) in 49 countries, their five regional networks. SFOAP has generated some interesting results for the participating FO, which include: an additional 500,000 members recorded; approximately USD 14 million mobilised from public sources and over USD 5.7 million from the private sector; increases in productivity between 30% and 150%; increases in revenues up to 350% for some participating farmers; increased solicitations to participate in policy task forces and stronger influence in national agricultural policies.</p> <p>The first phase of MTCP was implemented from 2009- 2012, with a budget of USD 1.9 million. In 2015 the EU agreed to support MTCP2 with additional EUR14.4 million. MTCP2 aims to strengthen the capacities of farmers organizations in Asia and the Pacific to deliver better, improved and inclusive services to their members and to engage in effective dialogues with governments, thereby making FOs more viable, responsive and accountable to their members, more respected by their partners and with greater participation in policy-making and program implementation processes of governments and IFAD country operations. The programme now supports 150 FOs representing 20 million small-scale farming families in 25 countries in Southeast and South Asia and the Pacific.</p> <p>FFP/AFRICA (2013-2016) and FFP/ASEAN (2015-2019) are initiatives of the global Farmers Fighting Poverty programme established by AgriCord, the network of agri-agencies for development cooperation with structural links to farmers and rural members' organizations in their home countries (10 agri-agencies and 4 associated farmers' organisations). FFP/AFRICA focuses solely on FOs in sub-Saharan Africa. The total cost of the programme is EUR 20.2 million, which includes a contribution from the EU of EUR 11.9 million. An additional EUR 8.3 million is to be provided by agri-agencies, their governments and other donors. FFP/ASEAN is implemented in 6 countries of south-east Asia, with an overall budget of EUR 7.2 million, of which EUR 6.7 million from the EU and EUR 500,000 as co-financing from the agri-agencies. Both programmes involve mainly FOs at local level and national value chain specialized FOs from the local to national level. One of the main pillars of Farmers Fighting Poverty is the funding of small organizations and local associations. FFP/Africa has also recorded some interesting results, including: approximately 20.000 farmers accessing improved inputs; 800 linkages created with market outlets and over 600 agreements signed with the private sector; increases in volume produced varying from 15% to 90% and reported productivity increases from 11% to 250%.</p>					
European Union	Support to Farmers' Organisations in Africa Programme (SFOAP)	21/12/2012	20/12/2018	18 012 001	17 872 989
European Union	Farmers Fighting Poverty – AFOSP/FFP-ASEAN	12/06/2015	11/12/2019	8 405 600	3 257 170
European Union	Medium Term Cooperation Programme with Farmers' Organisations phase II and regional policy dialogue in ASEAN regions (AFOSP/MTCP-ASEAN)	12/06/2015	11/12/2019	9 246 161	4 020 593
France	Support to Farmers' Organisations in Africa Programme (SFOAP) - Main phase	14/03/2013	30/06/2018	1 279 753	900 600
Switzerland	Support to Farmers' Organisations in Africa Programme (SFOAP) - Main phase	13/12/2012	31/12/2018	2 401 600	2 401 600
Switzerland	Medium-Term Cooperation Programme with Farmers' Organisations in Asia and the Pacific - Second Phase (MTCP 2)	05/12/2013	31/12/2017	2 997 997	2 997 997
	Subtotal - Support to Farmers' Organisations			42 343 112	31 450 950

Donor	IFAD Multi-donor programmes	Start Date of Agreement	End Date of Agreement	Total value - Agreement	Received as at 31/12/2017
FARMERS' FORUM-Ongoing					
<p>The Farmers' Forum (FAFO) is a bottom-up process of consultation and dialogue between small farmers' and rural producers' organizations, IFAD and governments for rural development and poverty reduction. Established in 2006 as a permanent feature of the IFAD Governing Council and operationalized through IFAD-funded investment projects and grant programmes, the Farmers' Forum is fully aligned with IFAD's strategic objectives, and is rooted in concrete partnership and collaboration at country and regional levels. Over the past 8 years, the FAFO process has demonstrated its relevance and indeed changed the way IFAD and FOs are working together. Since its inception, FAFO has received supplementary funding from Italy, Switzerland, France, Finland and BMGF.</p> <p>During the 6th Global meeting of the Farmers' Forum held in Rome in February 2016, members agreed to decentralise the FAFO process and to begin holding regional level FAFOs in order to 'be closer' to the farmers and to foster greater involvement of IFAD regional divisions and country programmes. The FAFO members also decided to use the IFAD geographical structure for the regional FAFOs in order to facilitate interactions with the regional divisions. Furthermore it was decided to organise the regional FAFOs in concomitance with the IFAD regional divisions' implementation workshops. As such, from 20 to 23 May 2017, 40 Farmers' Leaders from 12 countries and 28 farmers organizations, organized the First Regional Farmers' Forum in Eastern and Southern Africa (ESA FAFO Meeting) in Kampala, Uganda. The Forum was held in conjunction with the IFAD Regional Implementation Workshop, centred around the theme of Financial Inclusion for Rural Transformation, and was also attended by approximately 260 representatives from IFAD funded projects in 17 countries and by IFAD staff from HQ. During the Regional FAFO, the FOs, ICOs and IFAD funded projects developed 15 Country-level action plans to outline the next steps and agreed actions for the initiation/strengthening of the country level partnerships. A regional FAFO has also been organised in WCA (9th and 10th April 2018) and one is planned for APR on the 20th October 2018.</p>					
France	Farmers' Forum - Support to activities related to the Farmers' Forum	06/04/2010	n/a	35 993	35 993
	Subtotal - Farmers' Forum			35 993	35 993
PLATFORM FOR AGRICULTURE RISK MANAGEMENT: Multi-donor facility 2013-2018					
<p>IFAD, with the support of the EU, France, and Italy, and in strategic partnership with the New Partnership for Africa's Development (NEPAD) and Germany, launched the Platform for Agricultural Risk Management (PARM) in December 2013. PARM is a partnership-based initiative aiming at fostering responsible investment in rural areas and agriculture. The aim of the platform is to assess and qualify agricultural risks in partner countries, develop appropriate strategies to challenge such risks and contribute to establishing the conditions necessary for food and nutrition security. Its main role will consist of: (a) improving the area of risk agricultural management, (b) assist national stakeholders in setting up a process to develop agricultural risk management strategies, (c) developing effective tools to measure efficiency and effectiveness of risk management systems, (d) building capacity among African nations on agricultural risk management topics, (e) act as a broker between the private and public sector and between those in need of risk management expertise and those who can provide it; and, (f) strength regional cooperation on agricultural risk management.</p> <p>In 2017 PARM has consolidated its pillars of action and became a global reference on Agricultural Risk Management. PARM is now the Platform that brings together: the methodological rigour of the holistic approach; the inclusive and participatory process such as through the CAADP policy framework; the focus on risk assessment and management capacities on the field; and the partnership with key local, regional and global experts and institutions. PARM policy engagement with the governments and key stakeholders in the country has allowed developing an attractive package of ARM tools and initiatives that directly respond to the priorities identified by the governments and stakeholders.</p>					
European Union	Platform for Agricultural Risk Management	11/12/2013	11/12/2018	3 980 305	1 965 930
France	Platform for Agricultural Risk Management	11/12/2013	11/12/2018	2 454 500	2 454 500
Italy	Platform for Agricultural Risk Management	11/12/2013	n/a	650 000	650 000
	Subtotal - PARM			7 084 805	5 070 430

Donor	IFAD Multi-donor programmes	Start Date of Agreement	End Date of Agreement	Total value - Agreement	Received as at 31/12/2017
WEATHER RISK MANAGEMENT FACILITY					
<p>The Weather Risk Management Facility (WRMF) is a partnership between IFAD and WFP which started in 2008. It aims to increase the resilience of smallholder agriculture and rural livelihoods with inclusive insurance. The three main pillars of WRMF activities are (i) Design and implementation support of holistic agricultural insurance schemes linked to IFAD's portfolio; (ii) Knowledge Management and capacity enhancement and (iii) Public goods and global engagement. With funding support from Agence Française de Développement and an additional contribution from the Belgian Federal Science Policy Office, the IFAD-WFP WRMF has been implementing Phase II of the project "Improving weather risk management in Sub-Saharan Africa: remote sensing for index insurance". It aims to overcome scaling-up constraints of index insurance, by testing remote sensing solutions based satellite-based data. The project unites a wide range of different public and private expertise in remote sensing, insurance and reinsurance, aid and development, and agricultural research. In 2017, the project entered its last full year. During this time it finalized the ground-breaking research funded by AFD on satellite technology for scaling-up index insurance for smallholders; Results were captured in the publication: 'Remote sensing for index insurance: findings and lessons learned for smallholders', and widely disseminated in international fora and events. This included at a specialized workshop in Senegal, and also to global players at the the to the Global Action Network on Index Insurance, a G8 initiative funded by USAID and the Annual Microinsurance Conference of the Microinsurance Network - the only global multi-stakeholder platform of microinsurance industry and experts with over 80 members from over 40 countries, coming from the insurance industry, as well as governmental and development organisations. Under the project, support to implementation of index insurance for farmers' organizations in PADAER was continued and support to WCA was given to develop a scaling up proposal for the Green Climate Fund (GCF).</p> <p>WRMF was awarded over 4 million USD in funding from Sida to implement a new 4-year programme - INSURED – Insurance for Rural Resilience and Economic Development. INSURED is focusing on scaling-up climate insurance to improve rural and agricultural risk management. Technical assistance will be provided to IFAD's portfolio and at corporate level to translate lessons into strategies and operational guidelines. It will also give a comprehensive package of services to at least three countries across at least two continents, which will benefit from country assessment and policy dialogue, as well as implementation linked to IFAD's in-country programmes and capacity building. INSURED will also include partnerships with ILO's Impact Insurance Facility, with WFP, as well as other operational partnerships.</p>					
France	Amélioration des services de gestion des risques Afrique Subsaharienne	12/11/2014	31/12/2017	600 400	600 400
Sweden	Insurance for Rural resilience and Economic Development Programme	17/12/2017	31/12/2021	4 115 697	1 184 399
	Subtotal - WRMF			4 716 097	1 784 799

Donor	IFAD Multi-donor programmes	Start Date of Agreement	End Date of Agreement	Total value - Agreement	Received as at 31/12/2017
NUTRITION SENSITIVE AGRICULTURE					
<p>In 2017 funds from Canada supported the systematic mainstreaming of nutrition into IFADs operations. In the year, IFAD mainstreamed nutrition into 100% of COSOPs and 53% of new project designs. This was achieved through technical assistance from IFAD HQ staff and consultants in design and implementation support missions. In 2017, IFAD continued its partnerships with CGIAR's Research Program on Agriculture for Nutrition and Health (A4NH) to support implementation of the Nutrition Action Plan (2016-2018). The deliverables from this support included review of country portfolios on nutrition mainstreaming in Burundi and Nepal, developing a capacity development Plan to supporting mainstreaming nutrition at IFAD, identification of field-based insights and recommendations on how to integrate nutrition education and Behaviour Change Communication into projects, a review of neglected and underutilized species and how they can help IFAD respond to the challenges of climate change and nutrition while preserving indigenous knowledge and cultural identity and a proposed operational framework for IFAD that seeks to make these insights more practical and directly relevant to IFAD's nutrition-sensitive investments.</p> <p>Funds from Canada have also allowed IFAD to hire additional technical staff including a Lead Technical Specialist on Nutrition. IFAD also undertook trainings and awareness raising for IFAD staff (HQ and ICO) as well as country stakeholders. This was done through seminars and presentation during regional division's implementation meetings and implementation support missions. IFAD also participated in various global and regional level nutrition policy engagement and events by UN Network for SUN, UNSCN, CFS and the Initiative for Food and Nutrition Security in Africa (IFNA) by JICA and participated actively in the 21st International Conference On Nutrition; IFAD contributed to Global Policy documents e.g. State of Food Insecurity Report, Global Nutrition Report, SUN/REACH global and regional reports.</p> <p>With regards to supplementary funding from Germany, the nutrition-sensitive value chain (NSVC) project entered its final phase in 2017. Country workshops were held in both Nigeria and Indonesia with the objective of presenting findings from the fieldwork studies, learn from the experience and discuss and validate the NSVC approach at country level. A summary of the findings from the fieldwork in Nigeria and Indonesia has been published, and seed funds were transferred to IFAD country offices for small scale follow up activities in-country. During 2017, a global workshop was also held in Rome to share and cross-learn from the experiences in each country, and to validate the NSVC framework and approach to project design with international experts in this field (RBAs, CGIAR, IDS, GAIN, etc.). The final output of the NSVC project, the NSVC Guide for project design (Volumes I and II), has also been drafted, peer reviewed and is ready for publication.</p>					
Canada	Nutrition Sensitive Agriculture and Rural Development	28/03/2013	27/03/2019	4 951 966	4 951 966
Germany	Support of the Development of Nutrition Sensitive Value Chains in Middle Income Countries	23/12/2013	30/06/2017	806 058	806 058
	Subtotal - Nutrition Sensitive Agriculture			5 758 024	5 758 024

Donor	IFAD Multi-donor programmes	Start Date of Agreement	End Date of Agreement	Total value - Agreement	Received as at 31/12/2017
FOOD LOSS REDUCTION					
<p>In 2013 the Swiss Agency for Development Co-operation (SDC) through their Global Programme on Food Security (GPFS) funded a Rome-based agency (RBA) joint project under the title "Mainstreaming food loss reduction initiatives for smallholders in food deficit areas". Phase I (2014-2017) is completed and Phase II started in July 2017 and is expected to end in June 2020. The partnership between IFAD, FAO and WFP ensured that each agency leveraged its core competencies and strengths to maximise the outreach and impact of project activities to reduce food losses. Among the outcomes of Phase I is the establishment of the trilingual (English, French and Spanish) Community of Practice (CoP), on Food Loss Reduction (FLR) that is hosted in FAO and that has gained global interest. Other outcomes include several country-based food loss assessments along with selected grain value chains in Burkina Faso, Democratic Republic of the Congo (DRC), and Uganda following the FAO case study methodology. These resulted in the identification of critical loss points along the value chains, which led to the development of national food loss policy briefs in Burkina Faso and the DRC, which have formed a basis for Phase II of the project. Phase II will continue in the same countries expanding and implementing where possible a national policy dialogue on food loss reduction. On 7 September 2017, the 3 Rome based agencies (IFAD, FAO and WFP) jointly organized a high level event at IFAD HQ with the aim of highlighting the areas of FLR activities of the various agencies, presenting the results and lessons learnt from past and ongoing RBA collaboration in this area, and outlining the way forward for future collaboration to reduce food losses and waste. The event was attended by several Executive Board members, private sector representatives as well as Senior Management and technical staff of the RBAs.</p> <p>This project was closely collaborating with another FAO/IFAD UNJP project on "Food loss reduction through partnerships and evidence-based interventions" funded by the Irish government. The supplementary fund agreement between IFAD and Ireland was signed in 2013 to enable the use of US\$174,880 - which had remained unspent under a previous partnership agreement (see Agreement with Ireland under thematic single-donor facilities). This UNJP, which completed at the end of 2016 and provided with technical support on food losses to both FAO and IFAD field operations by supporting national loss assessments in of Timor-Leste, Ethiopia and Malawi along with different grain value chains within the IFAD investment projects, presenting and discussing results of the assessments in regional workshops on food losses, as well as developing awareness and knowledge materials.</p>					
FAO	Mainstreaming food loss reduction initiatives for smallholders in food deficit areas.	13/02/2017	06/09/2017	32 000	32 000
FAO	Mainstreaming food loss reduction initiatives for smallholders in food deficit areas – Phase II.	20/07/2017	n/a	140 000	84 000
	Subtotal - Food Loss Reduction			172 000	116 000

Donor	IFAD Multi-donor programmes	Start Date of Agreement	End Date of Agreement	Total value - Agreement	Received as at 31/12/2017
MAI NSTREAMI NG GENDER EQUALI TY					
<p>Since 1995 IFAD has received US\$15million from Japan, Norway, Germany, Canada, Finland, The Netherlands and Italy under nine agreements to achieve more impact on reducing poverty and increasing household food security by: (i) building IFAD's capacity at HQs and country level reaching more rural women through gender-sensitive programme design and implementation; (ii) working in partnership with other institutions and organization; (iii) developing and testing innovative methodologies; (iv) empowering women and their organizations by creating their legal awareness. Remaining balances of these funds are being used to roll-out IFAD's household methodologies. On 26 November 2012 IFAD signed a 5-year joint programme with UN Women, FAO and WFP for accelerating progress towards the economic empowerment of rural women (RWEE-Joint Programme). The Joint Programme is articulated around four outcome areas: (i) Improved food security and nutrition; (ii) Increased income opportunities; (iii) Enhanced leadership and participation; and (iv) More gender responsive policy environment. The Joint Programme enhances as well the role of young women by specifically targeting them throughout its four outcome areas and its activities. The following seven countries are targeted for the implementation of the Joint Programme: Ethiopia, Guatemala, Kyrgyzstan, Liberia, Nepal, Niger and Rwanda. IFAD is implementing activities in Kyrgyzstan, Niger and Rwanda. The programme is administered by the UNDP-Multipartner Trust Fund (MPTF). Norway and Sweden - through the Swedish International Development Agency (SIDA) - have contributed NOK10million (US\$1.6 million equivalent) and SEK 112,000,000 (US\$13.9 million). In 2017, activities have been implemented in Niger, Kyrgyzstan and Rwanda, focusing on the promotion of household methodologies and support of vulnerable women through rural-pastoral kits.</p>					
Canada	Mainstreaming Gender Equality	28/06/2008	31/12/2015 ⁷	955 709	955 708
Norway	Norway In Country Gender Coordinators	08/12/2008	11/06/2011 ⁸	724 323	724 323
Norway	Rural Women Leadership Programme	08/09/2009	08/03/2012 ⁹	933 516	933 516
RWEE UN-JP (Norway-Sweden)	Women Rural Women Economic Empowerment Joint Programme (RWEE-JP) in Ethiopia, Guatemala, Kyrgyzstan, Liberia, Nepal, Niger and Rwanda.	15/10/2012	31/12/2018	1 094 491	1 094 491
	Subtotal - Gender			3 708 039	3 708 039

⁷ Activities funded from this agreement are still ongoing.

⁸ Activities funded from this agreement are still ongoing.

⁹ Activities funded from this agreement are still ongoing.

Donor	IFAD Multi-donor programmes	Start Date of Agreement	End Date of Agreement	Total value - Agreement	Received as at 31/12/2017
MAINSTREAMING CLIMATE ADAPTATION					
<p>IFAD's five-year Adaptation to Smallholder Agriculture Programme was launched in September 2012. ASAP is currently the largest adaptation programme for smallholder farmers globally and works with the goal to improve the climate resilience of 8 million farmers by 2020 through mainstreaming climate change into IFAD's existing work on rural development with poor smallholders. Five sub-goal outcomes focus on improved climate resilience in: land management, water use, human capacity to manage climate risk, infrastructure and learning and sharing knowledge. Some ASAP resources were accepted as supplementary contributions.</p> <p>The second phase of the Programme (ASAP2) will cover the period from September 2017 to 31 December 2025 and will contribute to achieving IFAD's climate mainstreaming objectives and outcomes over the Strategic Framework 2016–2025 implementation period. ASAP2 technical assistance activities will sustain climate-informed programming and leverage resources from the public and private sector to address the additional costs of climate change in IFAD's investment programmes. The ASAP2 outcomes include climate-informed investment planning, mobilisation of resources to address the additional costs of climate change and climate risk management investments. In 2017, funds have been received from Norway and Sweden.</p>					
Gov. of Flanders (Belgium)	Agriculture Smallholder Adaptation Programme - ASAP	15/11/2014	31/12/2017	2 379 550	2 379 550
KOICA	ASAP Supplementary Funds	20/05/2015	31/12/2017	3 000 000	3 000 000
Norway	Contribution to ASAP2 Trust Fund	08/12/2017	n/a	9 549 958	9 549 958
Sweden	Contribution to ASAP2 Trust Fund	29/11/2017	n/a	5 904 064	5 904 064
	Funds are kept in the ASAP TF			20 833 572	20 833 572
FACILITY FOR REFUGEES, MIGRANTS, FORCED DISPLACEMENT AND RURAL STABILITY (FARMS)					
<p>In accordance with the information note presented to the 118th session of the Executive Board (document EB 2016/118/INF.6), IFAD established FARMS to address the causes and consequences of the current refugee and forced displacement crisis, which lies within IFAD's mandate, and to support efforts to bridge the humanitarian/development financing gap.</p> <p>The current global crises and forced displacement affect 65 million people worldwide and about 22.2 million in the Near East and North Africa Region, mainly in Iraq, the Syrian Arab Republic, Yemen, and their neighbouring countries. It has created severe humanitarian and development challenges and threatens further destabilization as host communities struggle to absorb displaced peoples. Jordan is currently host to about 1.4 million Syrians, who now comprise over 20 per cent of the total population. Of these, only 20 per cent live in the main refugee camps, and, though precise rural figures are not available, it is estimated that many refugees are located in rural areas.</p> <p>This influx of refugees, almost unprecedented in scale, puts refugees in positions of immense vulnerability and places enormous pressure on both host communities and refugees in terms of livelihoods, natural resource management and food systems. FARMS aim is to help host communities cope with the pressures of the crisis and provide refugees and internally displaced peoples with remunerative livelihoods – building skills and capacities that will serve them well on an eventual return to their homes. The Facility has three pillars: (a) Cofinancing of IFAD ongoing and pipeline investment projects, (b) Regional and country-specific grants, and (c) Policy engagement, knowledge management and communication outreach. When established, FARMS aimed to have an overall envelope of US\$100 million. At the current date, the Facility has mobilised approximately US\$ 33.3 million. At the end of 2017, two agreements have been signed so far.</p>					
Norway	Family Farming Development programme (PRODAF) – DIFFA Expansion in Niger	08/12/2017	31/12/2018	3 793 762	3 793 762
Switzerland	Support to Small Ruminants Investments and Graduating Households in Transition (SRIGHT) in Jordan, and the Harmonised Actions for the Livestock Enhanced Production and Processing (HALEPP) in Lebanon.	08/12/2017	31/12/2023	5 000 000	5 000 000
	Sub-total FARMS			8 793 762	8 793 762

Donor	IFAD Multi-donor programmes	Start Date of Agreement	End Date of Agreement	Total value - Agreement	Received as at 31/12/2017
INTERNATIONAL LAND COALITION					
<p>IFAD has received funding from European Union, Germany, Ireland and the Netherlands for the support of the International Land Coalition (ILC) Strategy 2016-2021. These funds are provided directly to ILC in line with the terms of the IFAD-ILC MoU. The ILC's goal is to "realize land governance for and with people at the country level, responding to the needs and protecting the rights of those who live on and from the land". To achieve this change, ILC members seek changes in policies, practices and agendas at country, regional and global level. The second year of implementing ILC's strategy has focused on consolidating a more regionalised, better coordinated, and increasingly focused coalition. The membership has expanded from 206 to 262 members, with the biggest growth in the Europe, Middle East and North Africa region. This has happened in a context of shrinking space for civil society but also major progress as SDG tenure security indicators were reclassified to Tier II – key to monitoring the achievement of the global goals and an unprecedented opportunity to unite all members engaged in land monitoring through the Dashboard initiative (to the design of which more than 150 members in all regions have contributed in 2017).</p> <p>2017 has also seen a shift towards allocation of ILC's resources based on members agreeing on priority actions and joint initiatives - building on complementarities between members' expertise and agendas. ILC has invested significantly in strengthening the capacities of National Engagement Strategy (NES) and Commitment-based initiative (CBI) focal points, while widening their opportunities and exposure to each other, to donors, to change-makers, and to intergovernmental processes and bodies.</p> <p>2017 demonstrated ILC's extraordinary capacity to connect actors through NESs and CBIs within and beyond its own membership. The Coalition's value is evident in the fact that in the course of the year 120 organisations expressed an interest in joining the network.</p> <p>In 2017, ILC organised the first Arab States meeting on people-centred land governance, serving as a launch pad to strengthen the land rights platform in the region by bringing together over 60 participants from civil society organisations (CSOs) representing 14 Arab countries. In 2017, multi-stakeholder platforms and processes have demonstrated more than ever their capacity to bring about significant transformation in land governance. Many examples from across the network were the subject of discussion and lesson sharing during the VGGT+5 Forum hosted by FAO in Rome, as well as between governments and other actors at the continental level at the High Level Forum on Multi-Stakeholder Platforms in Africa, co-hosted with IFAD and the Land Policy Initiative.</p>					
European Union	Time for Action on People-Centred Land Governance: implementing ILC's 2016-2021 strategy	29/02/2016	28/02/2019	6 004 000	3 639 098
European Union	Piloting the use of participatory rangeland management (PRM) in Tanzania and Kenya	29/12/2017	29/12/2022	1 801 200	0
Germany	Time for Action on People-Centred Land Governance: Implementing ILC's 2016-2021 strategy	14/11/2016	31/12/2018	1 795 196	976 072
Ireland	Support to the International Land Coalition's Strategy 2016-2021	06/12/2016	05/12/2019	3 602 400	2 401 600
The Netherlands	Time for Action on People-Centred Land Governance: implementing ILC's 2016-2021 strategy	10/08/2016	31/12/2018	3 000 000	2 000 000
	Subtotal - ILC			16 202 797	9 016 770

Donor	IFAD Single-donor programmes	Start Date of Agreement	End Date of Agreement	Total value - Agreement	Received as at 31/12/2017
Cofinancing					
Canada	Mali - Support to the project Appui au Financement Inclusif Rural au Mali (AFIRMA), as part of the Programme de Microfinance Rurale (PMR)	22/10/2014	31/03/2019	10 412 537	9 400 525
Denmark	Armenia - Rural Assets Creation Programme	3/11/2011	31/09/2017	3 913 019	3 913 019
Denmark	Moldova - Inclusive Rural Economic and Climate Resilience Programme	19/12/2013	30/06/2018	5 576 909	5 520 461
Denmark	Georgia - Inclusive Growth and Employment for Young Entrepreneurs in Georgia, implemented as part of AMMAR	30/09/2016	31/12/2019	4 672 049	3 715 659
European Union	Mozambique - Support to Accelerate Progress towards MDG 1C in Mozambique	28/04/2013	27/04/2018	33 019 600	28 668 114
European Union	Burundi - Support to Accelerate Progress towards MDG 1C in Burundi	31/05/2013	30/06/2019	22 214 801	20 252 489
European Union	Kenya - Kenya Cereal Enhancement Programme (KCEP)	19/12/2013	18/06/2021	32 541 682	15 604 397
European Union	Tunisia - Agropastoral Value Chains Project in the Governorate of Médenine	22/12/2014	22/04/2022	3 606 815	634 835
European Union	Uganda - Small and Medium Agribusiness Development Fund – A Public Private Partnership	30/12/2014	29/03/2026	18 612 401	3 746 496
GAFFSP	Burundi - Platform for Food Security and Rural Development of the Imbo/Mosso (PNSADR-IM)	30/07/2014	30/09/2020	31 485 000	10 823 000
GAFFSP	Lao - Strategic Support for Food Security and Nutrition Project (SSFSNP)	04/04/2016	28/04/2020	25 245 000	5 026 000
GAFFSP	Sierra Leone – Smallholder Commercialisation Programme (SCP)	30/05/2022	30/09/2018	52 450 000	52 450 000
GAFFSP	Fess for the Missing Middle Initiative East Africa	22/12/2016	n/a	225 000	225 000
GAFFSP	GAFFSP Mali - Missing Middle Initiative	28/09/2017	n/a	2 740 000	1 130 000
Germany	Burkina Faso - Support of sustainable value chains in the rice sector, in particular of small-scale structures	13/09/2013	30/06/2017	1 803 126	1 803 126
Germany	Fisheries Resources Management Programme (FREMP)	14/12/2017	31/12/2023	12 008 001	0
Italy	Niger - Implementation of Technical Assistance to the Project of Rural Infrastructure and Market Access in Niger.	20/12/2013	n/a	1 025 216	1 025 216
Italy	Guinea - Support to Rice and Horticulture Processing and Marketing in Lower Guinea Project.	20/12/2013	n/a	1 021 050	1 021 050
Italy	Somalia - Support to Agricultural Productivity in Somalia (SAPS)	23/12/2015	na	4 202 800	4 202 800
Japan	Liberia - Economic Recovery of Liberian Rice Farmers in Ebola Affected Counties	15/02/2016	31/12/2018	2 100 000	2 100 000
New Zealand	Paraguay - Proyecto de Inclusión de la Agricultura Familiar en las Cadenas de Valor – Proyecto Paraguay Inclusivo	05/11/2014	30/09/2018	810 000	810 000
OFID	Improving Dryland Livelihoods in Djibouti and Somalia Through Productivity-enhancing Technologies	22/11/2017	30/09/2021	1 000 000	0
Russian Federation	Improved Nutrition for School Children Project on Tajikistan	22/04/2017	22/04/2020	1 500 000	700 000
Saudi Fund for Development	Pakistan - Gwadar–Lasbella Livelihoods Project, Fisheries Development Component	25/06/2014	25/06/2020	3 303 708	663 708

Donor	IFAD Single-donor programmes	Start Date of Agreement	End Date of Agreement	Total value - Agreement	Received as at 31/12/2017
Cofinancing					
Spain	Brazil - Knowledge management in the semiarid zones of North-east Brazil	17/12/2009	30/06/2017	5 053 475	5 053 475
The Netherlands	Bangladesh - Char Development and Settlement Project Phase IV	13/08/2010	31/12/2018	5 086 000	4 981 220
	Subtotal - Cofinancing			285 628 190	183 470 590
Thematic					
Abu Dhabi Fund for Development	Guinea - Project design and feasibility study in the Republic of Guinea	27/10/2015	n/a	386 754	386 754
BMGF	India - Program Design for Private-Public-Producer Partnerships in Small Ruminant Value Chain Development in India	17/08/2015	30/06/2018	517 528	517 528
Canada/WFP	Strengthen the resilience of livelihoods in protected crises contexts in the Democratic Republic of Congo, Niger and Somalia using pass-through fund management	31/01/2017	n/a	346 982	346 982
European Union	CGIAR VI	17/12/2013	16/12/2017	60 220 123	58 642 868
European Union	CGIAR VII	26/11/2015	25/11/2019	24 016 001	6 064 040
Estonia	Study of Estonian Experience in Market and Value Chains	13/06/2014	n/a	270 180	216 144
FAO	Global Forum on Agricultural Research (GFAR)	02/07/2015	n/a	353 000	353 000
Germany	Agricultural Policy and Food Security (G20 Rural Employment Study)	21/11/2016	31/03/2017	32 317	32 317
Germany	Contribution to the Development of the 2019 Rural Development Report	27/12/2017	31/12/2018	240 160	0
Hungary	Activities still to be decided.	21/12/2017	n/a	100 000	100 000
Ireland	Under the Partnership Agreement between the Minister for Foreign Affairs of Ireland and IFAD, supplementary funds have been used to support a number of projects in the East and Southern Africa region, all of which were completed and closed as of 31 August 2013. A new agreement was signed in Dec. 2013 for the use of US\$174,880 remaining balance for food loss reduction activities.	02/10/2001	n/a	7 500 089	7 500 089
Italy	Italy's Voluntary Contribution to IFAD. The financing is supporting a number of initiatives, as the Regional Farmers' Forum in West and Central Africa and IFAD's Smallholder and Agri-SME Finance and Investment Network (SAFIN).	12/11/2001	n/a	10 219 898	10 219 898
Italy	The financing is supporting the Development of Pro-Poor Warehouse Systems for Improvement of Access of Small Producers to Markets and Value Chains in Sudan.	30/06/2015	n/a	509 417	509 417
Italy	RURALFIN - Rural Finance activities in Asia and Africa.	09/05/2005	08/05/2014	6 104 250	6 104 250
Italy	2017 fees to the Global Donor Platform for Rural Development.	16/11/2017	n/a	63 042	63 042
Korea	Pacific Islands Countries Project.	24/12/2015	24/12/2019	1 772 904	1 305 855
Korea	Enhancing Agricultural Productivity. To finance projects, programmes and other activities aimed at enhancing agricultural productivity, introduce innovations and improving agricultural markets in Asia and Pacific.	18/10/2012	31/12/2018	1 804 197	1 804 197
Korea	Enhancing Agricultural Productivity and Improving Agricultural Markets in the Asia and Pacific Region through Use of ICT - Phase 2	21/12/2016	20/12/2020	1 812 362	878 263
Luxembourg	ABC Fund – Smallholders and Small and medium Enterprise Investment Finance Fund	19/12/2017	n/a	6 004 000	0

Donor	I FAD managed Single-donor programmes	Start Date of Agreement	End Date of Agreement	Total value - Agreement	Received as at 31/12/2017
Thematic					
Switzerland	Partnership on Development Effectiveness through Evaluation	15/06/2013	31/07/2017	863 434	863 434
The Netherlands	Phase 2 Global Land Tool Network Programme with UN Habitat	09/08/2013	31/12/2017	20 437 500	14 500 000
UNOSSTC	Leveraging innovations from the Global South	09/11/2017	n/a	30 000	30 000
Subtotal – Thematic				143 604 139	116 375 579

Donor	IFAD Single-donor programmes	Start Date of Agreement	End Date of Agreement	Total value - Agreement ¹⁰	Status as at 31/12/2017
Cofinancing agreement - Climate and environment finance (AF, GEF, LDCF, SCCF)					
AF	Lebanon - Climate Smart Agriculture: Enhancing Adaptive Capacity of the Rural Communities in Lebanon - AgriCAL	AF	21/11/2017	7 245 000	Ongoing
GEF	Sri Lanka - Participatory Coastal Zone Restoration and Sustainable Management in the Eastern Province of Post-Tsunami Sri Lanka	19/05/2005	30/09/2017	7 269 915	Ongoing
GEF	Ecuador- SFM Sustainable Management of Biodiversity and Water Resources in the Ibarra-San Lorenzo Corridor	15/12/2008	30/09/2017	2 782 664	Ongoing
GEF	Venezuela - Social Integral Development and its Interrelation with Climate Change in Watersheds in Lara and Falcon States (PDELAFA)	30/10/2009	31/12/2017	3 716 250	Ongoing
GEF	Ethiopia - SIP-Community-Based Integrated Natural Resources Management in Lake Tana Watershed	17/05/2010	31/03/2019	4 750 000	Ongoing
GEF	Sudan - Integrated Carbon Sequestration Project in Sudan	11/12/2013	30/06/2018	3 750 000	Ongoing
GEF	Senegal - IAP - Agricultural Value Chains Support Project	20/05/2015	29/08/2017	3 689 725	Ongoing
GEF	Peru - Conservation and Sustainable Use of High-Andean Ecosystems through Compensation of Environmental Services for Rural Poverty Alleviation and Social Inclusion in Peru	06/10/2015	30/06/2021	5 444 424	Ongoing
GEF	Armenia - Sustainable Land Management for Increased Productivity in Armenia	29/07/2016	31/03/2023	4 010 560	Ongoing
GEF	Swaziland - IAP - Climate Smart Agriculture for Climate-Resilient Livelihoods (CSARL)	22/08/2016	30/09/2022	7 337 615	Ongoing
GEF	Kenya - IAP - Establishment of the Upper Tana Nairobi Water Fund (UTNWF)	06/10/2016	30/06/2022	7 339 450	Ongoing
GEF	Niger - IAP - Family Farming Development Programme (ProDAF)	30/11/2016	31/12/2021	7 706 422	Ongoing
GEF	Burkina Faso - IAP-Food: GEF-IAP Participatory Natural Resource Management and Rural Development Project in the North, Centre-North and East Regions (Neer-Tamba project)	03/04/2017	30/06/2022	7 339 448	Endorsed
GEF	Indonesia - Sustainable Management of Peatland Ecosystems in Indonesia (2014-2018)	17/07/2017	31/03/2022	4 866 756	Ongoing
GEF	Tanzania - IAP - Reversing Land Degradation Trends and Increasing Food Security in Degraded Ecosystems of Semi-arid Areas of Central Tanzania	18/07/2017	30/09/2022	7 339 449	Ongoing
GEF	Malawi - IAP - Enhancing the Resilience of Agro-Ecological Systems (ERASP)	n/a	n/a	7 339 449	QA Approval/ Endorsed

¹⁰ For projects still under design only the project preparation grant is shown. For projects which have been endorsed the full amount to be received by IFAD is shown. The management fees are not included in the calculation.

Donor	IFAD Single-donor programmes	Start Date of Agreement	End Date of Agreement	Total value - Agreement	Status as at 31/12/2017
Cofinancing agreement - Climate and environment finance (AF, GEF, LDCF, SCCF)					
GEF	Food-IAP: Cross Cutting Capacity Building, Knowledge Serv & Coord prj- USA, FAO-Ita, ICRAF-Ken, UNDP-USA, UNEP-Ken	n/a	n/a	11 009 174	QA Approval/ Endorsed
GEF	Malaysia - Sustainable Management of Peatland Ecosystems in Malaysia (SMPEM)	n/a	n/a	200 000	Design
GEF	Indonesia - Integrated Management of Peatland Landscapes (IMPLI)	n/a	n/a	150 000	Design
LDCF	Sierra Leone - Integrating Adaptation to Climate Change into Agricultural Production and Food Security in Sierra Leone	09/07/2009	30/09/2017	2 733 235	Ongoing
LDCF	Mauritania - Support to the Adaptation of Vulnerable Agricultural Production Systems	03/11/2011	30/06/2019	3 591 939	Ongoing
LDCF	Sudan - Livestock and Rangeland Resilience Program	31/03/2015	30/09/2022	8 599 059	Ongoing
LDCF	Lesotho - Adaptation of Small-scale Agriculture Production (ASAP)	20/01/2017	30/09/2021	4 447 340	Ongoing
LDCF	Chad - Project d'amélioration de la résilience des systems Agricoles au Tchad (PARSAT)	17/09/2017	30/09/2022	7 305 936	Ongoing
LDCF	Yemen – Rural Adaptation in Yemen	n/a	n/a	10 080 000	Design
SCCF	Mongolia - Project for Market and Pasture Management Development (PMPMD)	26/08/2011	31/03/2022	1 593 826	Ongoing
SCCF	Honduras - Competitiveness and Sustainable Rural Development Project in the South Western border corridor (PROLENCA GEF)	13/01/2012	31/12/2020	3 093 854	Ongoing
SCCF	Jordan - TT-Pilot (GEF-4) DHRS: Irrigation Technology Pilot Project to face Climate Change Impact	21/01/2014	30/09/2018	2 088 443	Ongoing
SCCF	Moldova - Climate Resilience Through Conservation Agriculture	25/08/2014	31/03/2021	4 370 000	Ongoing
SCCF	Georgia - Enhancing Resilience of Agricultural Sector in Georgia (ERASIG)	17/02/2015	30/09/2019	5 390 000	Ongoing
SCCF	Morocco - Increasing Productivity and Adaptive Capacities in Mountain Areas of Morocco (IPAC-MAM)	22/12/2015	30/06/2021	6 573 927	Ongoing
SCCF	Egypt - Integrated Management and Innovation in Rural Settlements in Egypt	13/01/2016	30/09/2023	7 875 930	Ongoing
SCCF	Cambodia - Building Adaptive Capacity through the Scaling-up of Renewable Energy Technologies in Rural Cambodia (S-RET)	03/10/2016	30/06/2021	4 750 000	Ongoing
Cofinancing agreement - Climate and environment finance (AF, GEF, LDCF, SCCF)					
	Subtotal - Cofinancing agreement - Climate and environment finance (AF, GEF, LDCF, SCCF)			175 779 792	
	TOTAL			751 251 144	

Table 2A. New Supplementary Fund Agreements Signed during 2017

Donor	Agreement	Total value - Agreement (US\$)
- New Agreements		
Canada/WFP	Strengthen the Resilience of Livelihoods in Protracted Crisis Contexts in the Democratic Republic of the Congo, Niger and Somalia using Pass-through Fund management	346 982
European Commission	ILC - "Piloting the use of participatory rangeland management (PRM) in Tanzania and Kenya"	1 801 200
FAO	Mainstreaming food loss reduction initiatives for smallholders in food deficit areas	32 000
FAO	Mainstreaming food loss reduction initiatives for smallholders in food deficit areas (Phase II)	140 000
Germany	Fisheries Resources Management Programme (FREMP) - Eritrea	12 008 001
Germany	Contribution to the Development of the 2019 Rural Development Report	240 160
GAFSP	GAFSP-MALI-Missing Middle Initiative	2 610 000
Hungary	Umbrella Agreement	100 000
Italy	2017 Fees to the Global Donor Platform for Rural Development	63 042
Luxembourg	ABC Fund - Smallholders and Small and Medium Enterprise Investment Finance Fund	6 004 000
Norway	Family Farming Development programme (PRODAF) – DIFFA Expansion in Niger	3 793 762
Norway	ASAP2 - Sub Sahara Africa	9 549 958
OFID	Improving Dryland Livelihoods in Djibouti and Somalia Through Productivity-enhancing Technologies	1 000 000
Russian Federation	Improved Nutrition for School Children Project in Tajikistan	1 500 000
Sweden	ASAP2	5 904 064
Sweden	Insurance for Rural resilience and Economic Development Programme	4 115 697
Switzerland	2017 Global Forum on Remittances for Development	73 185
Switzerland	Support to Small Ruminants Investments and Graduating Households in Transition (SRIGHT) in Jordan, and the Harmonised Actions for the Livestock Enhanced Production and Processing (HALEPP) in Lebanon.	5 000 000
UN Office for South South Cooperation	Leveraging innovations from the Global South	30 000
- Top-ups/Additional Financing		
	Subtotal	54 312 051
Estonia	Umbrella Agreement	54 036
FAO	GDAR - expenses	7 767
	Subtotal	61 803
TOTAL	Total	54 373 854

Table 2B. GEF/LDCF/SCCF Project Grants Approved in 2017

Donor	Agreement	Status at 31 Dec 2017	PG Approval Date	Total Contribution (US\$)
GEF	Malawi - IAP - Enhancing the Resilience of Agro-Ecological Systems (ERASP)	QA Approval/ Endorsed	09/05/2017	7 155 963 ¹¹
GEF	Tanzania - IAP - Reversing Land Degradation Trends and Increasing Food Security in Degraded Ecosystems of Semi-arid Areas of Central Tanzania	Ongoing	01/12/2017	7 155 963 ¹²
GEF	Food-IAP: Cross Cutting Capacity Building, Knowledge Serv & Coord prj- USA, FAO-Ita, ICRAF-Ken, UNDP-USA, UNEP-Ken	QA Approval/ Endorsed	09/05/2017	10 825 688 ¹³
GEF	Indonesia - Integrated Management of Peatland Landscapes (IMPLI)	Design	01/12/2017	150 000 ¹⁴
TOTAL				25 287 614

¹¹ Includes project grant and not the project preparation grant.

¹² Includes project grant and not the project preparation grant.

¹³ Includes project grant and not the project preparation grant.

¹⁴ Includes only project preparation grant.

Table 3A. Supplementary Funds Contributions Received in 2017 – Summary by Donor

Donor	Junior Professional Officer (US\$)	Cofinancing (US\$)	Thematic (Us\$)	ASAP (US\$)	Total (US\$)
Abu Dhabi Fund for Development		386 754			386 754
Canada		1 029 790	346 982		1 376 772
Denmark		2 965 451			2 965 451
European Commission		14 078 393	22 212 722		36 291 115
FAO		448 115	221 767		669 882
Germany	351 554		255 592		607 146
GAFSP		19 356 451			19 356 451
Hungary			100 000		100 000
Ireland			1 200 800		1 200 800
Italy	378 794		63 042		441 836
Japan	182 392				182 392
Korea	578 955		921 361		265 0317
Luxembourg			600 400	1 150 000	600 400
Netherlands	685 806	1 231 076	6 937 500		8 854 382
Norway		3 793 762		9 549 958	13 343 720
Russian Federation		700 000			700 000
Sweden			1 184 399	5 904 064	7 088 463
Switzerland	316 066	5 000 000	362 076		5 678 142
Treasury Harmonization Cost Sharing			144 700		144 700
UNDP			250 393		250 393
UN Office for South South Cooperation			30 000		30 000
World Bank		17 701 352			17 701 352
	2 493 567	66 691 144	34 831 734	16 604 022	120 620 467

Table 3B. Supplementary Funds Payments Received in 2017 – Details by Donor and by Agreement

Donor	Agreement	Status at 31 Dec 2017	Received in 2017 (US\$)
Abu Dhabi Fund for Development	Guinea - Project design and feasibility study in the Republic of Guinea	Completed	386 754
Canada	Mali - Support to the project Appui au Financement Inclusif Rural au Mali (AFIRMA), as part of the Programme de Microfinance Rurale (PMR)	Ongoing	1 029 790
Canada/WFP	Strengthen the Resilience of Livelihoods in Protracted Crisis Contexts in the Democratic Republic of the Congo, Niger and Somalia using Pass-through Fund management	Ongoing	346 982
Denmark	Georgia - Inclusive Growth and Employment for Young Entrepreneurs in Georgia, implemented as part of AMMAR	Ongoing	1 663 211
Denmark	Georgia - Inclusive Growth and Employment for Young Entrepreneurs in Georgia, implemented as part of AMMAR	Ongoing	1 302 240
European Commission	Mozambique - Support to Accelerate Progress towards MDG 1C in Mozambique	Ongoing	4 904 280
European Commission	Kenya - Kenya Cereal Enhancement Programme (KCEP)	Ongoing	5 523 680
European Commission	Uganda - Small and Medium Agribusiness Development Fund – A Public Private Partnership	Ongoing	3 650 432
European Commission	CGIAR VI	Completed	8 816 012
European Commission	Farmers Fighting Poverty / Africa	Closed	208 910
European Commission	Time for Action on People-Centred Land Governance: implementing ILC's 2016-2021 strategy	Ongoing	2 078 058
European Commission	AFOSP/FFP Asian Farmers' Organisations Support Programme and Farmers Fighting Poverty	Ongoing	2 059 372
European Commission	Medium Term Cooperation Programme with Farmers' Organisations phase II and regional policy dialogue in ASEAN regions (AFOSP/MTCP-ASEAN)	Ongoing	1 892 334
European Commission	Maximizing the Impact of Global Remittances in Rural Areas (MIGGRA)	Ongoing	2 142 997
European Commission	Support to Farmers' Organisations in Africa Programme (SFOAP)	Ongoing	2 792 318
European Commission	Technical Assistance Facility to the African Agriculture Fund	Ongoing	2 222 720
FAO	Madagascar - Actions Intégrées en Nutrition et Alimentation (AINA)	Completed	448 115
FAO	GFAR	Completed	7 767
FAO	Mainstreaming food loss reduction initiatives for smallholders in food deficit areas.	Closed	32 000
FAO	Mainstreaming food loss reduction initiatives for smallholders in food deficit areas – Phase II	Ongoing	84 000
FAO	GFAR	Ongoing	49 000
FAO	GFAR	Ongoing	49 000
Germany	Time for Action on People-Centred Land Governance: Implementing ILC's 2016-2020 strategy	Ongoing	255 592
GAFFSP	Sierra Leone - Smallholder Commercialisation	Completed	18 356 451

Donor	Agreement	Status at 31 Dec 2017	Received in 2017 (US\$)
	Programme (SCP)		
GAFFSP	GAFFSP-MALI-Missing Middle Initiative	Ongoing	1 000 000
Hungary	Umbrella Agreement	Ongoing	100 000
Ireland	Support to the International Land Coalition's Strategy 2016-2021	Ongoing	1 200 800
Italy	2017 fees to the Global Donor Platform for Rural Development	Completed	63 042
Korea	Pacific Islands Countries Project	Ongoing	460 681
Korea	Enhancing Agricultural Productivity and Improving Agricultural Markets in the Asia and Pacific Region through Use of ICT - Phase 2	Ongoing	460 681
Korea	ASAP	Completed	1 150 000
Luxembourg	Maximising the Impact of Global Remittances in Rural Areas (MIGRRA)	Ongoing	600 400
Netherlands	Bangladesh - Char Development and Settlement Project Phase IV	Ongoing	622 100
Netherlands	Bangladesh - Char Development and Settlement Project Phase IV	Ongoing	608 976
Netherlands	Phase 2 of the Global Land Tool Network's Programme 2012 - 2017	Ongoing	4 000 000
Netherlands	Phase 2 of the Global Land Tool Network's Programme 2012 - 2017	Ongoing	1 937 500
Netherlands	Time for Action on People-Centred Land Governance: implementing ILC's 2016-2021 strategy	Ongoing	1 000 000
Norway	ASAP 2	Ongoing	9 549 958
Norway	Family Farming Development programme (PRODAF) – DIFFA Expansion in Niger	Ongoing	3 793 762
Russian Federation	Improved Nutrition for School Children Project on Tajikistan	Ongoing	700 000
Sweden	ASAP 2	Ongoing	1 184 399
Sweden	Insurance for Rural resilience and Economic Development Programme	Ongoing	5 904 064
Switzerland	Medium-Term Cooperation Programme with Farmers' Organisations in Asia and the Pacific - Second Phase (MTCP 2)	Completed	288 192
Switzerland	Support to Small Ruminants Investments and Graduating Households in Transition (SRIGHT) in Jordan, and the Harmonised Actions for the Livestock Enhanced Production and Processing (HALEPP) in Lebanon.	Ongoing	5 000 000
Switzerland	2017 Global Forum on Remittances for Development	Closed	73 884
Treasury Harmonization Cost Sharing	Treasury Harmonization	Ongoing	144 700
UNDP	UNDP – Kyrgyzstan, Niger, Rwanda	Ongoing	250 393
UN Office for South South Cooperation	Leveraging innovations from the Global South	Completed	30 000
World Bank	GEF Portfolio	Design/Ongoing	17 701 352
	JPO Programme		
Germany	JPO Programme	Ongoing	351 554
Italy	JPO Programme	Ongoing	378 794
Japan	JPO Programme	Ongoing	182 392

Donor	Agreement	Status at 31 Dec 2017	Received in 2017 (US\$)
Korea	JPO Programme	Ongoing	578 955
Netherlands	JPO Programme	Ongoing	685 806
TOTAL			120 620 467