

Document: EB 2010/101/R.46
Agenda: 19
Date: 17 December 2010
Distribution: Public
Original: English

A



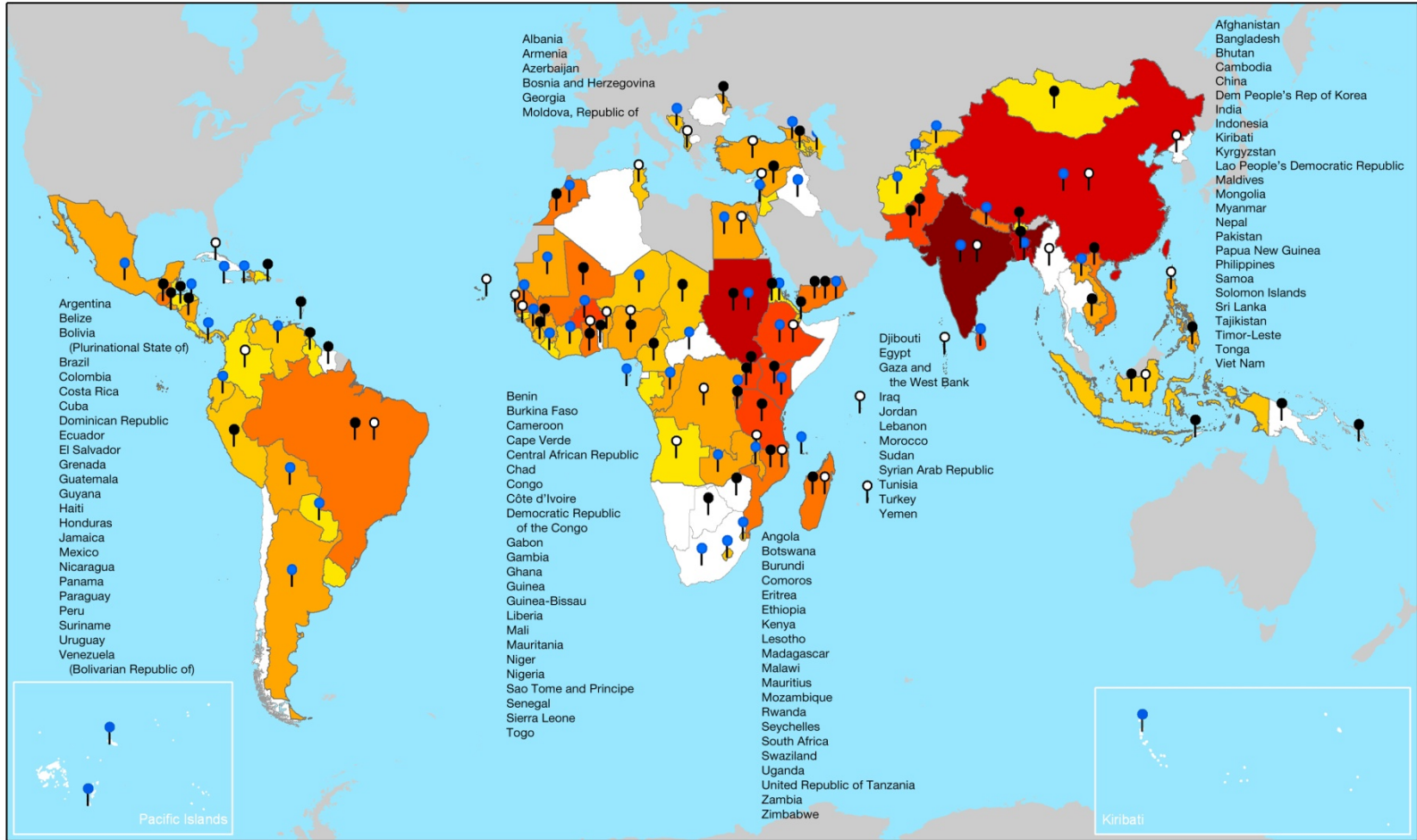
تمكين السكان الريفيين الفقراء
من التغلب على الفقر

2012-2010

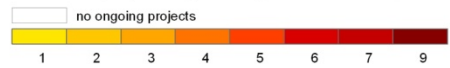
_____	_____
_____	_____
Liam F. Chicca	Sirpa H. Jarvenpaa
+39 06 5459 2462 :	+39 06 5459 2221 :
l.chicca@ifad.org :	s.jarvenpaa@ifad.org :
	Pierre-Justin Kouka
	+39 06 5459 2229 :
	p.kouka@ifad.org :
	Sharon Tan
	+39 06 5459 2202 :
	s.tan@ifad.org :

iii

1	2012-2010	
1		-
2	2012-2010	-
7	2012-2010	-
9	2012-2010	-
10	2012-2010	-
11	2012-2010	-
12	2012-2010	-
15		-
17	2012-2010	-
18	2012-2010	-
19	2012-2010	-
21	2012-2010	-
22	2012-2010	-
23		-
24	2012-2010	-
25	2011-2010	-
25	2012-2010	-
26	2012-2010	-
27		-
28	2012-2010	-
30		




Number of projects by country as of 1 January 2010



New project in



12-8-2010



2012-2010



" "

-5

-6

2012-2010

-7

2012-2010

-

-

"

"

-8

.(1)

1

-9

1.25 (1) :
 .() (3) (2)
 :

1

2012

			1.25	:
21	26	2005		:
10	17	2004-2002		:
17	27	2005		:
	112.4	2006	(100=2001-1999)	
	4.1	2004	()	
	4.2	2007		
	5	2005		
			(2008) 2008	
			(2009) 2009	
41	(2009)	2009	3.4	1.2
			.2004	3.4

http://stats.oecd.org/wbos/Index.aspx?DatasetCode=ODA_SECTOR

10

2015-2011

-

2015-2011

-10

-11

—

—

:

:

—

(1)

(2006)

(2)

—

:

(3)

—

:

2010

2011 /

2011 /

: (4)

: (2)

(1)

-

(3)

: (5)

(1) :

(2)

:

: (6)

2004-2002

(1) :

(2)

(4)

(3)

(5)

(6)

-

-12

)

.(31

-

-13

	2010					
2009		417		498		19.4
	2009	26		17		
	9	2009		23		
		7	2009		7.6	

-14

-

-15

(1) :

(2)

-

2012-2010

-

(31)

-16

- -

-17

:
()

.()

-18

-19

(2012-2010)

50

1 230 2010

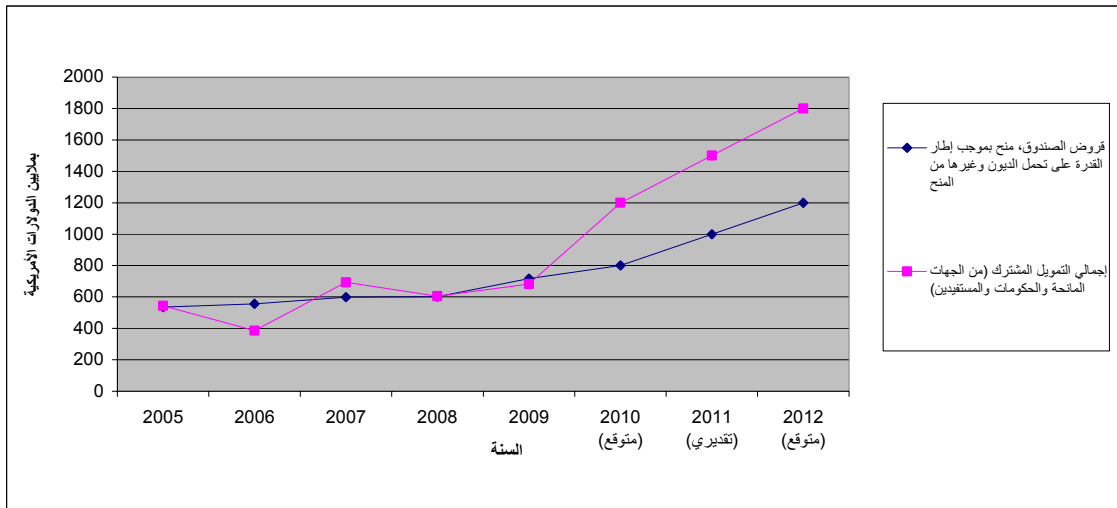
819

.(31 1) 2012

803 2011

.4 300 250

(2012-2010 2009-2005)



-20

)

)

(

.(

(1) :

(2)

(

)

(3)

(4)

(5)

-21

.(40)

5 2011

13 2010

6

5

24

2012

2012-2010

—

-22

.(31) 90

819 2010 -23

800 2010 / 4

46

-24

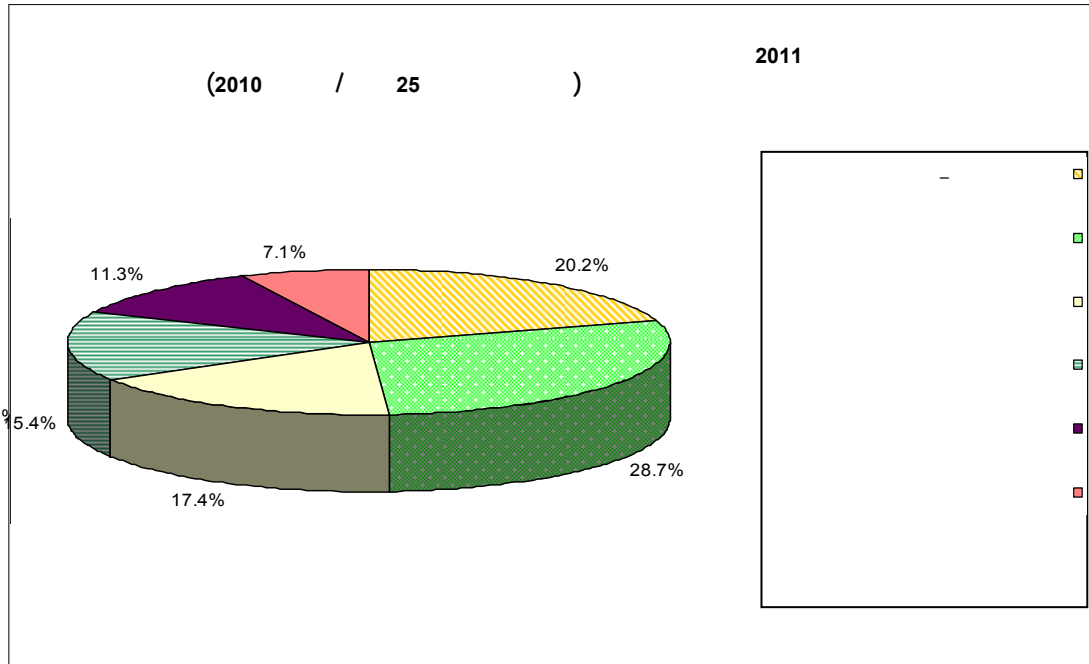
1.2 2011 -25

1 (65)

54 1.15 2012 .2012

2

2011



2012-2010

(31)

60 2011

50 2010

40

.2012

(3)

/

(1) :

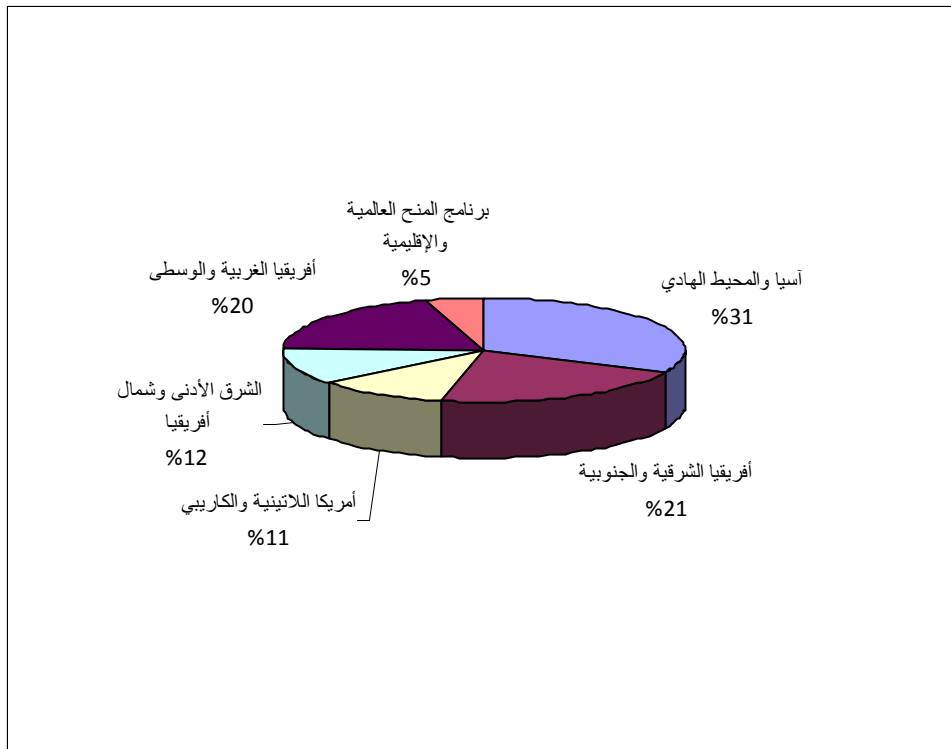
(2)

(3)

15

75

64



2012-2010

(31

)

-29

2012

24

2008

-30

2010

2011

)

(

-

-31

.2012-2010

2012-2010

-

39

-32

.2009

33

(31

)

-33

2010

" "

-34

-35

:

: (1)

: (2)

/ 1

⁶.

2010

: (3)

(2009)

: (4)

2012

40

2011

35

2010

30

.()

.(2011 12)

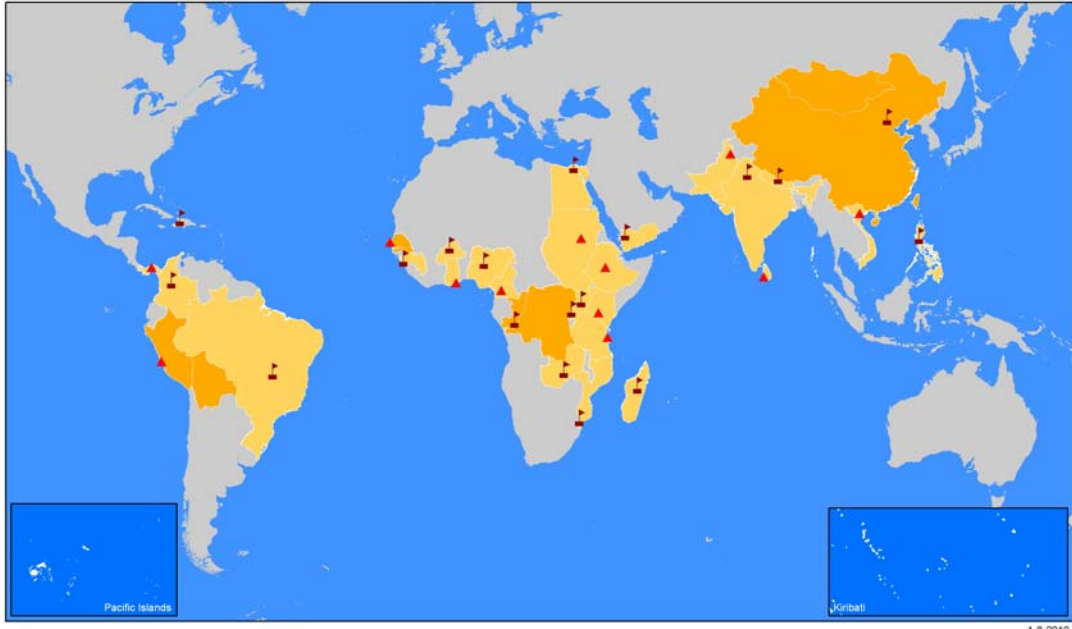
2010

.2011

/ 18
/ 1

⁶

.2011 /



▲ .2009 ■ / -

(2010) :

2011

" "

:(6)

.(2010)
:(7)

(2009) .2011 : (8)

: (9)

.2011 /

-36

.(2)

-37

() () ()

2006

-38

72

37

7

40

.2005

2001-1995

.(EB 2007/92/R.7) 2006

7

() 2007

2012

2

2012 (%)	2010 (%)	2009 (%)	
			:
			4
90	100	100	: ()
100	100	96	()
65	58	56) (2009
			() :
			4
90	97	93	() :
90	97	91)
90	72	81	() ()
90	78	86	() / /
14	16.7	21.4	:
75	50	24	()
75	71	64	()
			4
15	18	19	(2009) ()
20	17	17) (
31.5	28	35	() (
			(2010 / 30 - 2009 /) ()
1.5	1.99	1.0	-

12

2009 / 2007 /

40

2009/2008

.2012-2010

2012-2010

-

-

-39

2010

" "

(1) :

-40

(2)

(3)

(4)

(5)

(7)

(6)

-

10

-41

-42

-43

2011

.(31)

-44

(31)

2012-2010

-45

-46

)
" "

(31

:

(1)

(2)

(3)

(31) -47

(1) :

(2)

(3)

2012-2010

-

-48

.()

-

-

				2009	/	-49
1.06		89		2010	/	30
1.2)						
		1	-	81	(
/	30					
	14	-		52	2010	
						-50
	2010			1.5		
						-51
- (2012-2010)				2010	/	
				-		25
	700					2011
				800		
	2010					-52

2011

-53

2011 /

.2011 /

2015-2012

2012-2010

—

-54

-55

8

2011

9

-56

2011

8

9

)

(

2011

-

2011

2013-2012

2012-2010

-

-57

2010

-

-

(31

)

2012-2010

-58

.(

)

10

.(

)

(1) :

(2)

-59

(2)

(1) :

(3)

-60

2015-2011

10

-

-61

44)
26

62
24 (

79

.5

-

-62

(1) :

-63

(2)

(3)

(31

)

-64

(1) :	(2)		
(1) :	(2)	2011 / 1	-65
			-66
		2011	-67
- 2012			
	2012-2010	-	
			-68
			-69

2011-2010

—

(31)

-70

.()

-71

-72

PeopleSoft

" "

()

2012-2010

—

-73

2011

-74

2012-2010

-

-

-75

)

-(

(1) :

(2)

(3)

(38

)

-76

-

-77

-78

-

-79

3

.9-4

3-1

.2008

2005

2006

-80

3

	- 1	1
()	- 2	
	- 3	
	- 8	2
	- 10	
	- 4	3

	- 5	
	- 6	
	- 7	
	- 9	4

3-1 -81

.2012-2010

"

"

-82

-

2012-2010

-

-83

-84

2011

.2012

-85

2012-2010 :

2012-2010

		2015-2011		2012-2010	
	:		:		:
()	•		•		•
	•		•		•
	•		•		•
	•		•		•
	•		•		•
1.2	•		•		•
3	•		•		•
2012-2010	•		•		•
1:1.5 :	•		•		•
4.5					
48.5					

30

2012-2010

2010

2012-2010

.2011

2012 2011

26

2012-2010

2012-2010

2012-2010		(3)	
*()		6 •	
2012-2010		971 •	
4 3 2 1		:2012 60 :2012 29.2 :2007	
9.11	1.17 - 6.76 1.18	43:57 :2007 (%) / 50:50	
83.05	28.93 24.37 20.00 9.75	480 •	
79.92	0.87 71.49 0.75 6.81	2 •	
237.82	237.82	659 •	
10.34	1.76 3.20 2.91 2.47	320 •	
420.24	32.73 99.06 30.42 258.03	2 •	
.2012-2010 () *		313 •	
:1		196 •	
:2		2 •	
:3		363 •	
:4		255 •	
*(-)		11 •	
2012	**2011	2010	15 000 :2008 ()
2.00	8.50 2.00 8.00 2.00 8.00	2.00 8.00	25 000 :2008
73.00	65.00 72.40 64.90 72.40 63.90	72.40 63.90	162 000 :2008
68.00	50.00 67.86 49.00 67.86 45.00	67.86 45.00	47:53 (%) / ()
105.00	185.00 100.30 171.70 75.30 126.20	75.30 126.20	19 000 :2008
5.00	6.00 5.00 5.25 4.00 5.00	4.00 5.00	672 000 :2008
253.00	314.50 247.56 298.85 221.56 248.10	221.56 248.10	62:38 (%) /
.2011 *		189 •	
25 41.5 66.50 2011 **		40	
2010		25 :() 2009	
2015-2011		•	

3)

1.5

4.5

2012-2010				11)				
				2012	12 2011	2010		
				6 :			2	
¹³ 2012	2011	2010						
-				971 :				
16.85	15.3	13.84	1	347	417	207		
*(-)								
37.50	**35.0	19.5						
17.0	17.0	17.0						
47.0	47.0	47.0		170	160	150		
15.5 2011 2010				2 :				
				659 :				
¹³ 2012	2011	2010		97	296	266		
-								
16.27	14.8	13.18	1					
*(-)								
37.0	34.8	29.0		115	105	100		
29.0	29.0	29.0		2 :				
28.0	28.0	27.3						
				313 :				
¹³ 2012	2011	2010		67	176	70		
-								
12.12	11.01	10.29	1					
*(-)								
22.5	21.0	15.0		70	66	60		
14.0	14.0	14.0		2 :				
28.0	28.0	28.0						
				363 :				
¹³ 2012	2011	2010		90	147	126		
-								
11.64	10.58	10.22	1	90	85	80		
*(-)				11 :				
25.0	25.0	22.0						
13.0	13.0	13.0						
				547 :				

¹¹ بدون المنح العالمية/الإقليمية (المنح الإقليمية المشار إليها ضمن شعبة السياسات المشورة التقنية). وسوف تتفق المبالغ النهائية مع المخصصات المخصصة ضمن نظام تخصيص الموارد على أساس الأداء.

¹² التوقعات في 4 نوفمبر/تشرين الثاني 2010. ويستبعد من ذلك المنح/القروض الممولة من المساهمات السويدية (غينيا بيساو 1.05 مليون دولار أمريكي، ومالي 1.05 مليون دولار أمريكي، وزامبيا 1 مليون دولار أمريكي، وبنغانا 2 مليون دولار أمريكي، والسودان 2.01 مليون دولار أمريكي. هذه التقديرات عرضة للتغيير تبعاً لمنجزات برنامج العمل.

2012-2010				11)			
				2012	12 2011	2010	
30.0	30.0	28.0		: 202	: 194	: 150	%90 :2012 %90 :2008 :
							/ /
							%90 :2012 %86 :2008 :
							2009 /
13 2012	2011	2010		115	100	70	%65 :2012 %61 :2008
							()
15.27	13.88	13.21	1				2009 /
*(-)							14 :2012 20 :2008
30.0	28.0	22.0					2008
23.0	23.0	23.0					()
27.0	27.0	26.8					%75 :2012 %60 :2008
							4
							:2009
							%75 :2012 %64 :2008
							2009 /
							%15 :2012 %19 :2008
							2009
							%20 :2012 %22 :2008
) 2010 / 30 2009 / 1
							31 :2012 43 :2008 (

.2011
-1

/

2012-2010				2012	2011	2010																																	
				46	40	35																																	
<table border="1"> <thead> <tr> <th>13 2012</th> <th>2011</th> <th>2010</th> <th></th> </tr> </thead> <tbody> <tr> <td colspan="4" style="text-align: center;">-</td> </tr> <tr> <td>9.38</td> <td>8.52</td> <td>7.22</td> <td>1</td> </tr> <tr> <td colspan="4" style="text-align: center;">*(-)</td> </tr> <tr> <td>28.0</td> <td>25.0</td> <td>22.0</td> <td></td> </tr> <tr> <td>15.0</td> <td>15.0</td> <td>15.0</td> <td></td> </tr> <tr> <td>8.0</td> <td>8.0</td> <td>8.0</td> <td></td> </tr> <tr> <td>20.0</td> <td>20.0</td> <td>19.4</td> <td></td> </tr> </tbody> </table>				13 2012	2011	2010		-				9.38	8.52	7.22	1	*(-)				28.0	25.0	22.0		15.0	15.0	15.0		8.0	8.0	8.0		20.0	20.0	19.4		48 :(28)	40 :(24)	32 :(20)	
13 2012	2011	2010																																					
-																																							
9.38	8.52	7.22	1																																				
*(-)																																							
28.0	25.0	22.0																																					
15.0	15.0	15.0																																					
8.0	8.0	8.0																																					
20.0	20.0	19.4																																					
				12 :(65)	10 :(60)	8 :(50)																																	
.2011				90 / 30	90 / 30	67.5 / 23																																	
				15	15	15																																	
				48 44 5	44 7 11	40 4 6																																	
				26	25																																		
							-BToRs) (xDesk																																
							(xDesk																																

2012-2010				2012	2011	2010	(5)																																								
<table border="1"> <tr> <td></td> <td></td> <td></td> <td></td> </tr> <tr> <td>13 2012</td> <td>2011</td> <td>2010</td> <td></td> </tr> <tr> <td colspan="4" style="text-align: center;">-</td> </tr> <tr> <td>0.56</td> <td>0.51</td> <td>0.11</td> <td>1</td> </tr> <tr> <td>2.32</td> <td>2.23</td> <td>2.21</td> <td>2</td> </tr> <tr> <td>0.40</td> <td>0.39</td> <td>0.38</td> <td>4</td> </tr> <tr> <td colspan="4" style="text-align: center;">(-)</td> </tr> <tr> <td>12.0</td> <td>12.0</td> <td>8.0</td> <td></td> </tr> <tr> <td>4.0</td> <td>4.0</td> <td>3.0</td> <td></td> </tr> <tr> <td>1.0</td> <td>1.0</td> <td>1.0</td> <td></td> </tr> </table>								13 2012	2011	2010		-				0.56	0.51	0.11	1	2.32	2.23	2.21	2	0.40	0.39	0.38	4	(-)				12.0	12.0	8.0		4.0	4.0	3.0		1.0	1.0	1.0					
13 2012	2011	2010																																													
-																																															
0.56	0.51	0.11	1																																												
2.32	2.23	2.21	2																																												
0.40	0.39	0.38	4																																												
(-)																																															
12.0	12.0	8.0																																													
4.0	4.0	3.0																																													
1.0	1.0	1.0																																													
-1 -2 -4																																															

2012-2010				2012	2011	2010	(5)																																				
<table border="1"> <tr> <td></td> <td>2011</td> <td>2010</td> <td></td> </tr> <tr> <td>13 2012</td> <td></td> <td></td> <td></td> </tr> <tr> <td colspan="4" style="text-align: center;">-</td> </tr> <tr> <td>1.22</td> <td>1.11</td> <td>0.80</td> <td>1</td> </tr> <tr> <td>4.37</td> <td>4.20</td> <td>4.17</td> <td>2</td> </tr> <tr> <td colspan="4" style="text-align: center;">*(-)</td> </tr> <tr> <td>21.0</td> <td>19.5</td> <td>14.5</td> <td></td> </tr> <tr> <td>12.0</td> <td>12.0</td> <td>11.0</td> <td></td> </tr> <tr> <td>6.0</td> <td>6.0</td> <td>5.7</td> <td></td> </tr> </table>					2011	2010		13 2012				-				1.22	1.11	0.80	1	4.37	4.20	4.17	2	*(-)				21.0	19.5	14.5		12.0	12.0	11.0		6.0	6.0	5.7		10	10	10	
	2011	2010																																									
13 2012																																											
-																																											
1.22	1.11	0.80	1																																								
4.37	4.20	4.17	2																																								
*(-)																																											
21.0	19.5	14.5																																									
12.0	12.0	11.0																																									
6.0	6.0	5.7																																									
.2011																																											
-1																																											
-2																																											

2012-2010				(5)																																						
				2012	2011	2010																																				
<table border="1"> <tr> <td>2012</td> <td>2011</td> <td>2010</td> <td></td> </tr> <tr> <td>0.075</td> <td>0.075</td> <td>0.00</td> <td>3</td> </tr> <tr> <td colspan="4">*(-)</td> </tr> <tr> <td>0.5</td> <td>0.5</td> <td>0</td> <td></td> </tr> <tr> <td>0.5</td> <td>0.5</td> <td>0</td> <td></td> </tr> </table> <p>.2011</p>				2012	2011	2010		0.075	0.075	0.00	3	*(-)				0.5	0.5	0		0.5	0.5	0		3	3	3																
2012	2011	2010																																								
0.075	0.075	0.00	3																																							
*(-)																																										
0.5	0.5	0																																								
0.5	0.5	0																																								
<table border="1"> <tr> <td>2012</td> <td>2011</td> <td>2010</td> <td></td> </tr> <tr> <td>0.044</td> <td>0.044</td> <td>0.033</td> <td>3</td> </tr> <tr> <td colspan="4">(-)</td> </tr> <tr> <td>1</td> <td>1</td> <td>1</td> <td></td> </tr> <tr> <td>1</td> <td>1</td> <td>1</td> <td></td> </tr> </table> <p>:3</p>				2012	2011	2010		0.044	0.044	0.033	3	(-)				1	1	1		1	1	1		C:	SWIFT																	
2012	2011	2010																																								
0.044	0.044	0.033	3																																							
(-)																																										
1	1	1																																								
1	1	1																																								
<table border="1"> <tr> <td>2012</td> <td>2011</td> <td>2010</td> <td></td> </tr> <tr> <td>1.54</td> <td>1.40</td> <td>1.17</td> <td>1</td> </tr> <tr> <td>0.51</td> <td>0.49</td> <td>0.49</td> <td>2</td> </tr> <tr> <td>0.77</td> <td>0.75</td> <td>0.74</td> <td>3</td> </tr> <tr> <td>0.27</td> <td>0.26</td> <td>0.26</td> <td>4</td> </tr> <tr> <td colspan="4">*(-)</td> </tr> <tr> <td>13.0</td> <td>13.0</td> <td>10.0</td> <td></td> </tr> <tr> <td>6.0</td> <td>6.75</td> <td>7.75</td> <td></td> </tr> <tr> <td>1.0</td> <td>1.0</td> <td>0.8</td> <td></td> </tr> </table> <p>.2011</p>				2012	2011	2010		1.54	1.40	1.17	1	0.51	0.49	0.49	2	0.77	0.75	0.74	3	0.27	0.26	0.26	4	*(-)				13.0	13.0	10.0		6.0	6.75	7.75		1.0	1.0	0.8		32 40 3	53 - 45 - 3 -	52 42 8
2012	2011	2010																																								
1.54	1.40	1.17	1																																							
0.51	0.49	0.49	2																																							
0.77	0.75	0.74	3																																							
0.27	0.26	0.26	4																																							
*(-)																																										
13.0	13.0	10.0																																								
6.0	6.75	7.75																																								
1.0	1.0	0.8																																								

	2012-2010				(5)				
	2012	2011	2010		2012	2011	2010		
					3	-	3		
					6	-	6		
					5				
				-	3	-	5		
	8.71	8.71	8.54	4		-	3		
	*()				5				
	20.0	18.2	15.0			-	4		
	32.6	34.3	36.2			-	5		
	-	-	-			-	7		
						-			
			.2011						
				:4					