
مملكة كمبوديا
برنامج الفرص الاستراتيجية القطرية
2027-2022

الوثيقة: EB 2022/136/R.23

بند جدول الأعمال: 12(ب)(1)(ب)

التاريخ: 17 أغسطس/آب 2022

التوزيع: عام

اللغة الأصلية: الإنجليزية

للاستعراض

الإجراء: المجلس التنفيذي مدعو إلى استعراض برنامج الفرص الاستراتيجية القطرية لمملكة كمبوديا
للفترة 2027-2022

الأسئلة التقنية:

Francisco Pichon

المدير القطري

البريد الإلكتروني: f.pichon@ifad.org

Reehana Raza

المديرة الإقليمية

شعبة آسيا والمحيط الهادي

البريد الإلكتروني: r.raza@ifad.org

جدول المحتويات

ii	خريطة العمليات الممولة من الصندوق في مملكة كمبوديا
iii	موجز تنفيذي
1	أولا - السياق القطري وجدول أعمال القطاع الريفي: التحديات والفرص الرئيسية
3	ثانيا- سياسة الحكومة والإطار المؤسسي
4	ثالثا- مشاركة الصندوق: الدروس المستفادة
4	رابعا- الاستراتيجية القطرية
4	ألف - الميزة النسبية
5	باء- المجموعة المستهدفة واستراتيجية الاستهداف
6	جيم - الغاية الشاملة والأهداف الاستراتيجية
6	دال- قائمة تدخلات الصندوق
9	خامسا- الابتكارات وتوسيع النطاق لتحقيق نتائج مستدامة
10	سادسا- تنفيذ برنامج الفرص الاستراتيجية القطرية
10	ألف- المظروف المالي وأهداف التمويل المشترك
12	باء- الشراكات الاستراتيجية الرئيسية والتنسيق الإنمائي
13	جيم- مشاركة المستفيدين والشفافية
14	دال- ترتيبات إدارة البرنامج
14	هاء- الرصد والتقييم
14	سابعا- إدارة المخاطر

فريق تنفيذ برنامج الفرص الاستراتيجية القطرية

Reehana Raza	المديرة الإقليمية:
Francisco Pichon	المدير القطري:
عبد الكريم سما	الخبير الاقتصادي الإقليمي:
Elizabeth Ssendiwala	الأخصائية التقنية الرئيسية:
Marie-Aude Even	الأخصائية التقنية:
Lorna Grace	الأخصائية التقنية:
Steven Jonckheere	أخصائي المناخ والبيئة:
Esha Singh	أخصائية المناخ والبيئة:
Kisa Mfalila	أخصائية المناخ والبيئة:
Le Chi Dung	موظف المالية:

خريطة العمليات الممولة من الصندوق في البلد



إن التسميات المستخدمة وطريقة عرض المواد في هذه الخريطة لا تعني التعبير عن أي رأي كان من جانب الصندوق فيما يتعلق بترسيم الحدود أو التخوم أو السلطات المختصة بها.
أعد هذه الخريطة الصندوق الدولي للتنمية الزراعية | 2022-04-05



موجز تنفيذي

- 1- يدعم برنامج الفرص الاستراتيجية القطرية للفترة 2022-2027 استراتيجية مملكة كمبوديا للانتعاش في فترة ما بعد كوفيد، وسياسة التنمية الزراعية، مستهدفا النمو الزراعي الشامل استنادا إلى الصادرات ذات الأولوية وسلاسل القيمة المحلية.
- 2- تتواءم الغاية مع الحصيلة 3 لإطار الأمم المتحدة للمساعدة الإنمائية الخاص بكمبوديا، وهي "أن تعيش النساء والرجال في كمبوديا، ولا سيما المهمشون والضعفاء، في بيئة أكثر سلامة، وصحة، وأمانا، وتوازنا إيكولوجيا، مع تحسين سبل عيشهم، وقدرتهم على الصمود في مواجهة الاتجاهات والصدمات الطبيعية والمتعلقة بتغير المناخ".
- 3- وتتمثل الأهداف الاستراتيجية لبرنامج الفرص الاستراتيجية القطرية فيما يلي: الهدف الاستراتيجي 1: زيادة القدرة الإنتاجية لـ 250 000 أسرة معيشية ريفية فقيرة في كمبوديا بما في ذلك تدابير لزيادة الإنتاجية في الزراعة والعمالة كأساس لـ؛ الهدف الاستراتيجي 2: زيادة المدخيل النقدية للأسر المعيشية الريفية الفقيرة في كمبوديا من خلال المشاركة في سلاسل القيمة الزراعية المجزية، والتي ستتحقق بالمقام الأول من خلال تدخلات لمساعدة أصحاب الحيازات الصغيرة على تشكيل منظمات للمنتجين مرتبطة بسلاسل قيمة معززة ومناصرة للفقراء؛ وستتحقق استدامة الهدف الاستراتيجي 1 والهدف الاستراتيجي 2 من خلال الهدف الاستراتيجي 3: تعزيز الاستدامة البيئية وقدرة الأنشطة الاقتصادية للسكان الريفيين الفقراء على الصمود في مواجهة تغير المناخ. وسوف يعزز العمل من أجل تحقيق الأهداف الاستراتيجية التحول الريفي الشامل والمستدام في كمبوديا، مع المساهمة في نفس الوقت بشكل كبير في تحقيق الهدفين الأول والثاني من أهداف التنمية المستدامة: هدف التنمية المستدامة 1 (القضاء على الفقر)، وهدف التنمية المستدامة 2 (القضاء التام على الجوع).
- 4- ستتحقق نتائج برنامج الفرص الاستراتيجية القطرية للفترة 2022-2027 من خلال ثلاثة مشروعات جارية، وثلاثة مشروعات هي الآن قيد الإعداد لدورة التجديد الثاني عشر لموارد الصندوق، ومشروع إضافي متوقع سيمول من موارد التجديد الثالث عشر لموارد الصندوق.
- 5- سيسعى الصندوق إلى تعبئة منح من المصادر الداخلية والخارجية، ولا سيما من أجل الأنشطة المناصرة للفقراء التي تقع خارج المبادئ التوجيهية الحكومية لإدارة الديون لاستخدام القروض. وسيقدم المزيد من الدعم من خلال المشاركة في السياسات على المستوى القطري، وبناء القدرات، وإدارة المعرفة. وسوف يتبع الصندوق نهجا برامجيا ويعزز الشراكات الاستراتيجية مع مؤسسات التمويل المشترك وكذلك مع وكالاتي الأمم المتحدة الأخرين اللتين تتخذان من روما مقرا لهما. وسيكون التعاون بين بلدان الجنوب والتعاون الثلاثي استراتيجية شراكة رئيسية.

مملكة كمبوديا

برنامج الفرص الاستراتيجية القطرية

أولا- السياق القطري وجدول أعمال القطاع الريفي: التحديات والفرص الرئيسية

الاقتصاد الكلي

- 1- سجلت مملكة كمبوديا نموا سنويا في الناتج المحلي الإجمالي نسبته 7.5 في المائة من عام 2000 إلى عام 2019، وحقت وضع البلد المتوسط الدخل من الشريحة الدنيا. وكان نصيب الفرد من الدخل القومي الإجمالي 1 483 دولارا أمريكيا في عام 2020.¹ أما مخاطر التضخم والقدرة على تحمل الديون فتبقى منخفضة.
- 2- كانت كمبوديا موطنًا لـ 16.7 مليون شخص في عام 2020، يعيش 76 في المائة منهم في المناطق الريفية. وكان متوسط النمو السكاني السنوي 1.6 في المائة بين عامي 2009 و2019، ووسيط سن السكان 25 سنة.
- 3- خففت كمبوديا معظم قيود كوفيد-19، ولكنها تحتاج لأن تنتعش من الأثر الاقتصادي للجائحة، ولا سيما بشأن السياحة. ونما الناتج المحلي الإجمالي بنسبة 2.2 في المائة في عام 2021. ويشمل الأثر السلبي للحرب في أوكرانيا ارتفاع أسعار الوقود والأسمدة، والاضطراب المحتمل في سلاسل الإمداد. وكُمصدر صافي للأغذية، قد تستفيد كمبوديا من ارتفاع أسعار الأغذية.

الفقر

- 4- انخفض عدد الفقراء بنسبة 10 في المائة في عام 2019، ولكنه ارتفع إلى نسبة 18 في المائة في عام 2020 (23 في المائة في المناطق الريفية) بسبب الأثر الاقتصادي لجائحة كوفيد-19.² ويعيش حوالي نصف الأسر المعيشية الريفية 1.5 مرة دون خط الفقر، وهم معرضون للوقوع من جديد في براثن الفقر. ويعيش معظم السكان في المناطق المنخفضة ذات الكثافة السكانية الأكبر، ولكن عدد الفقراء أعلى في المناطق المرتفعة النائية.
- 5- ومع مؤشر لعدم المساواة بين الجنسين يعادل 0.474، تشغل كمبوديا المرتبة 117 من أصل 162 بلدا.³ وتشارك النساء في الزراعة بنسب أعلى من الرجال، ولكنهن يتلقين فوائد أقل.
- 6- وبلغت نسبة الشباب (ما بين سن 15 إلى 30 سنة)⁴ الذين لا يعملون ولا يتلقون التعليم أو التدريب 6.4 في المائة فقط في عام 2014،⁵ ولكن نوعية العمل واستقراره مدعاة للقلق.
- 7- تشكل الشعوب الأصلية حوالي 1.5 في المائة من سكان كمبوديا، ويتركزون في المناطق المرتفعة، ويعانون من عراقيل في الوصول إلى خدمات الصحة، والتعليم، وغيرها من الخدمات.⁶

¹ البيانات في هذه الفقرة مستمدة من مؤشرات التنمية العالمية للبنك الدولي.

² الاستقصاء الاجتماعي والاقتصادي لكمبوديا 2019-2020.

³ <https://hdr.undp.org/>

⁴ حكومة كمبوديا (2011). السياسة الوطنية بشأن تنمية الشباب.

⁵ مركز التنمية في منظمة التعاون والتنمية في الميدان الاقتصادي (2017)، "استعراض سياسة رفاه الشباب في كمبوديا"، الاتحاد الأوروبي-

منظمة التعاون والتنمية في الميدان الاقتصادي، مشروع إدماج الشباب، باريس.

⁶ الصندوق (2012). مذكرات تقنية قطرية عن قضايا الشعوب الأصلية: مملكة كمبوديا.

8- لدى كمبوديا معدلات مرتفعة من التقرم بين الأطفال دون سن الخامسة، وفقر الدم عند النساء في سن الإنجاب.⁷ ويؤثر انعدام الأمن الغذائي الحاد على 13.4 في المائة من السكان، وانعدام الأمن الغذائي المعتدل على 44.8 في المائة.⁸

الزراعة والقطاع الريفي

9- توفر الزراعة حوالي 35 في المائة من فرص العمل، و22 في المائة من الناتج المحلي الإجمالي. ويمثل الأرز حوالي 79 في المائة من الأراضي الصالحة للزراعة، و50 في المائة من الناتج المحلي الإجمالي الزراعي. والغلال أقل مما هي في البلدان المجاورة. وإنتاجية العمالة، على الرغم من أنها ترتفع، تتخلف عن القطاعات غير الزراعية. ولا تروى بشكل كامل سوى نسبة 10 في المائة تقريبا من أراضي المحاصيل.

10- لدى كمبوديا 1.7 مليون أسرة معيشية زراعية تضم 6.8 مليون شخص، أو حوالي 40 في المائة من السكان. ويصنف المعهد الوطني للإحصاء حوالي 75 في المائة من هؤلاء المزارعين كأصحاب حيازات صغيرة تبلغ مساحتها هكتارا أو هكتارين. وجميع المزارعين تقريبا (98 في المائة) يملكون أراضيهم. ومعظم أصحاب الحيازات الصغيرة يكملون دخلهم من العمل مقابل أجر.

11- تصدر كمبوديا الأرز، والمطاط، والكسافا، والمحاصيل الشجرية. ولا يُجهَّز سوى حوالي 10 في المائة من الصادرات الزراعية. وقد وضعت الحكومة هدفا لزيادة الصادرات الرسمية من المنتجات الزراعية المجهزة من 7 في المائة إلى 15 في المائة من صادرات السلع بحلول عام 2030.

12- حوالي 30 في المائة من الفاكهة والخضروات المستهلكة مستوردة. والبستنة في كمبوديا متخلفة ولا يتوفر لها ما يكفي من الاستثمار في الري، والدفئيات، وسلاسل التبريد، إلخ، ويجد المزارعون صعوبة في منافسة الواردات على السعر.

13- لقد أثبتت الزراعة قدرتها على الصمود أثناء جائحة كوفيد-19. وخلقت الاتفاقيات التجارية فرصا لنمو الصادرات في المستقبل. والأسواق الزراعية المحلية كبيرة مع إمكانية الاستعاضة عن الواردات. وتعترف الأسواق الدولية بالجودة العالية للمنتجات الزراعية لكمبوديا.

14- يجد أصحاب الحيازات الصغيرة صعوبة في تحقيق النطاق والجودة المتسقة للمنتجات اللازمة للتصدير والأسواق المحلية. وما زال دور التجميع الذي تقوم به منظمات المنتجين ضعيفا، مع أداء جيد من أفضلها، ولكن مع وجود فجوة كبيرة بين أفضل المنظمات وبقية المنظمات.

15- ينتج كبار أصحاب الحيازات الصغيرة للسوق بنجاح، ولكن أغليبيتهم تتخلف عن الركب. وتشمل العقبات الوصول إلى الخدمات الائتمانية والمالية بشروط مناسبة، بالإضافة إلى التقانة، ومعلومات السوق، والمدخلات الرئيسية مثل مواد الزراعة المحسنة. ويمثل الوصول إلى المياه قيادا رئيسيا آخر. وفي بعض سلاسل القيمة هناك مشاكل محددة ينبغي التغلب عليها، مثل الحاجة إلى مواد زراعية خالية من الأمراض من أجل الكسافا.

16- تواجه الأعمال الزراعية الرئيسية ارتفاعا في التكاليف ونقصا في رأس المال العامل. وتعمل العديد من الشركات دون طاقتها الحقيقية، ويتصف المستثمرون الجدد المحتملون بالحنز. فالشركات تحتاج إلى فهم أفضل للأسواق المستهدفة، والمهارات المناسبة للتكنولوجيا المختارة، وإنشاء الأعمال لكي تصبح تنافسية دوليا.

⁷ المعهد الدولي لبحوث السياسات الغذائية (2017). الروابط بين تغير المناخ والمنظور الجنساني، والتغذية: أولويات البحوث في كمبوديا.

⁸ البنك الدولي: <https://data.worldbank.org/indicator/SN.ITK.SVFI.ZS?locations=KH>

- 17- بالنسبة للصادرات، تعتبر تحسينات تيسير التجارة والخدمات اللوجستية مسائل رئيسية. فالمصدرون غير قادرين على نقل المنتجات عبر الموانئ التايلندية أو الفيتنامية.
- 18- إصدار الشهادات (مثل شهادات الممارسات الزراعية الجيدة في كمبوديا) أمر هام بالنسبة لسوق البستنة الممتازة، ولكنه غير متاح لأصحاب الحيازات الصغيرة. ويحصل المصدرون على الشهادات بحسب احتياجاتهم المحددة.
- 19- تبقى البنية التحتية الريفية متخلفة، وتولي الحكومة أولوية للاستثمار في هذا المجال.
- 20- ويحصل أكثر من 90 في المائة من السكان على الكهرباء، غير أن التعريفية مرتفعة. وقد أدخلت تعريفية مخفضة خارج أوقات الذروة لضخ مياه الري، لكن التطبيق كان بطيئا.
- 21- تغطية الهواتف المحمولة جيدة، ولدى كمبوديا قطاع برمجيات ناشئ. وتعلق الحكومة طموحات كبيرة على قطاع التكنولوجيا الرقمية. ويمكن للتكنولوجيا الرقمية أن تحسن أسواق المدخلات والمنتجات الزراعية، والوصول إلى الخدمات المالية، مع خلق فرص للشباب في نفس الوقت.
- 22- يشكل تغير المناخ تهديدا شديدا للزراعة، ولا سيما بسبب الاعتماد الكبير على المحاصيل البعلية. وتعد الخسائر الناجمة عن الفيضانات وموجات الجفاف مشكلة خطيرة ومن المحتمل أن تزداد. وقد تُخفض درجات الحرارة العالية غلات الأرز، وتزيد انتشار الآفات وأمراض الحيوانات، وتجعل بعض المحاصيل أو الأصناف غير قابلة للحياة في بعض أجزاء البلد.
- 23- والممارسات الزراعية غير المستدامة بيئيا الأكثر إلحاحا هي تحويل أراضي الغابات. والموارد المائية متوافرة بشكل عام، ولكن هناك مخاطر تتعلق بالاستغلال المفرط محليا، بما في ذلك ضخ المياه الجوفية من أجل الري. واستخدام المواد الكيميائية الزراعية منخفض، ولكنه في ازدياد وسيء التنظيم.

ثانيا- سياسة الحكومة والإطار المؤسسي

- 24- تدعو المرحلة الرابعة من استراتيجية الحكومة الرباعية للنمو، والعمالة، والمساواة، والكفاءة إلى تعزيز قطاع الزراعة والتنمية الريفية في إطار ركيزة التنمية الشاملة والمستدامة. وتضيف الخطة الوطنية للتنمية الاستراتيجية 2019-2023 تفاصيل وأهداف رصد للأهداف الاستراتيجية التي تحددها الاستراتيجية الرباعية للنمو، والعمالة، والمساواة، والكفاءة.
- 25- وقد وضعت الحكومة مؤخرا اللامسات الأخيرة على سياسة التنمية الزراعية، والخطة الرئيسية لقطاع الزراعة 2030. وتتمثل المواضيع الرئيسية لسياسة التنمية الزراعية في: (1) تحديث سلسلة القيمة الزراعية وإضفاء الطابع التجاري عليها؛ (2) الاستثمارات العامة والخاصة في قطاع الزراعة؛ (3) الزراعة بشكل مستدام وزيادة القدرة على الصمود في مواجهة تغير المناخ؛ (4) الإصلاحات المؤسسية والقضايا الشاملة.
- 26- جرى مؤخرا تحديث سياسة الإرشاد الزراعي في كمبوديا والتي تلزم كمبوديا بتطوير خدمة إرشاد تعددية.
- 27- تحدد المساهمة المحددة وطنيا لكمبوديا في اتفاقية الأمم المتحدة الإطارية بشأن تغير المناخ، والخطة الاستراتيجية بشأن تغير المناخ 2014-2023 الإطار لاستجابة كمبوديا لتغير المناخ.

- 28- وزارة الزراعة والغابات ومصايد الأسماك هي المؤسسة الرئيسية المسؤولة عن تنظيم وتعزيز الإنتاج الزراعي. وتشرف وزارة الموارد المائية والأرصدة الجوية على تطوير الري والتنسيق مع وزارة الزراعة والغابات ومصايد الأسماك من خلال الفريق العامل التقني المعني بالزراعة والمياه. وتشمل الوزارات الأخرى التي تؤدي أدواراً هامة متعلقة بالزراعة والتنمية الريفية وزارة التنمية الريفية، المسؤولة من بين جملة مهام أخرى عن الطرق الريفية؛ ووزارة التجارة، المسؤولة عن تعزيز الأعمال والتجارة؛ ووزارة الصناعة والحرف اليدوية، المسؤولة عن الصناعة الزراعية؛ ووزارة شؤون المرأة.
- 29- اعتُمدت خارطة طريق النظم الغذائية من أجل التنمية المستدامة 2030 في كمبوديا من قبل مجلس الزراعة والتنمية الريفية، والفريق العامل التقني المعني بالزراعة والمياه في عام 2021.
- 30- هناك حوالي 1 200 تعاونية زراعية مسجلة، تضم أكثر من 155 000 عضو. وتتضمن بعض التعاونيات الزراعية في اتحادات. وتشمل منظمات المنتجين الرسمية الأخرى مجتمعات المزارعين المستخدمين للمياه التي تنظمها وزارة الموارد المائية والأرصدة الجوية، وهناك مجموعات غير رسمية عديدة.

ثالثاً- مشاركة الصندوق: الدروس المستفادة

- 31- لقد رافق التحول الهيكلي للاقتصاد زراعة موجهة نحو السوق على نحو متزايد. وسلط استعراض نتائج برنامج الفرص الاستراتيجية القطرية لعام 2021 الضوء على الدروس المستفادة من البرنامج القطري للصندوق، مثل إمكانات أصحاب الحيازات الصغيرة للمنافسة بنجاح في السوق إذا ما قدم لهم الدعم المناسب. ويشمل هذا خدمات "الإرشاد المعزز" التي يقودها السوق، والاستخدام الأوسع لتطبيقات الهاتف المحمول، ونهجاً برامجياً لدمج بناء القدرات مع الاستثمارات "المادية".
- 32- تساعد منظمات المنتجين أصحاب الحيازات الصغيرة على الانتقال إلى الزراعة كعمل تجاري وتربطهم بالمشتريين. ويمكن تعبئة منظمات المنتجين ولكنها تحتاج لدعم من خلال عملية تخرج مرحلية (انظر الذيل الثالث عشر). ولم تستكمل هذا الانتقال سوى منظمات منتجين قليلة بعد تلقي دعم تقني ومالي على مدى عدد من السنين.
- 33- يعتمد العديد من أشد الأشخاص فقراً الذين يعيشون في المناطق الريفية - وهم المجموعة المستهدفة الأساسية للصندوق - على العمل بأجر في المجال غير الزراعي. وسيؤدي التحول الهيكلي إلى انتقال تدريجي لكثير من هذه المجموعة المستهدفة من سبل العيش القائمة على الزراعة إلى سبل العيش غير الزراعية.
- 34- كما تتسق هذه الدروس المستفادة والنهج الاستراتيجي مع نتائج وتوصيات تقييم الاستراتيجية القطرية والبرنامج القطري الذي أُجري في عام 2018.

رابعاً- الاستراتيجية القطرية

ألف- الميزة النسبية

- 35- لدى الصندوق في كمبوديا نموذج مناصر للفقراء مثبت يربط المزارعين بالمشاريع الزراعية في تجمعات الأعمال، وخدمات الإرشاد المعزز التعددية، ونهج برامجي. وقد جرى التركيز بشكل كبير على إدماج المجموعات الأشد فقراً وضعفاً، بما في ذلك النساء، والشباب، والأشخاص من الأقليات الإثنية. وتقدر الحكومة نقاط قوة الصندوق في قطاع الزراعة وشركات التمويل الفعالة، ولا سيما مع بنك التنمية الآسيوي، والبنك الأوروبي للاستثمار، والبنك الآسيوي للاستثمار في البنية التحتية.

36- يمكن للصندوق أن يقدم خبرة عالمية في الخدمات المالية الشاملة، وتنمية سلاسل القيمة في الخطوة التالية حيث سيجري تجميع تجمعات الأعمال وإضفاء الطابع الرسمي عليها باعتبارها تعاونيات زراعية، ويمكن أن تصبح جهات شراكة جذابة بالنسبة للأعمال الزراعية. وهذه الاستراتيجية متوائمة بقوة مع استراتيجية الحكومة لتنمية قطاع الزراعة.

باء- المجموعة المستهدفة واستراتيجية الأهداف

المجموعة المستهدفة

37- يستهدف برنامج الفرص الاستراتيجية القطرية الكمبوديين الريفيين الفقراء والضعفاء الذين يبلغ دخلهم أقل من 150 في المائة من خط الفقر الوطني. وبما يتماشى مع توصيات تقييم الاستراتيجية القطرية والبرنامج القطري لعام 2018، جرى تحديد مجموعتين: (1) المزارعون أصحاب الحيازات الصغيرة الذين هم إما فقراء أو شبه فقراء ومعرضون للوقوع في الفقر بسبب صدمات المناخ، أو السوق، أو صدمات أخرى، غير أن لديهم إمكانات إنتاجية ويمكن أن يستفيدوا من فرص السوق؛ (2) الأسر التي لا تملك الأراضي أو التي تفتقر إلى الأراضي والمستعدة للاستفادة من فرص العمالة. ويُدرّ الحجم الإجمالي لهذه المجموعة بـ 50 في المائة من السكان الريفيين أو حوالي 1.25 مليون أسرة معيشية.

38- سيستهدف برنامج الفرص الاستراتيجية القطرية 250 000 أسرة ريفية بما يعادل 1 250 000 شخص (حوالي 20 في المائة من مجموع المجموعة المستهدفة)، ومن بين هؤلاء، ستكون نسبة 50 في المائة من النساء، و20 في المائة من الشباب، و1.5 في المائة من أفراد المجتمعات المحلية الأصلية. وسوف تؤخذ أدوار النساء، والشباب، والشعوب الأصلية في الاعتبار في تصميم المشروعات لضمان تحقيق هذه الأهداف.

استراتيجية الأهداف

39- ستركز الحافطة على سلاسل القيمة المختارة بناء على الفوائد المتوقعة للمنتجين الأفقر. وسوف تعطى الأولوية للسلع التي تتطلب القليل من الأراضي أو الاستثمار الرأسمالي، وتشمل مدخلات عمالة كثيفة وغير ماهرة أو سلاسل قيمة تشمل أعدادا كبيرة من النساء، والشباب، والأشخاص من الأقليات الإثنية كمنتجين أو مجهزين (مثل النساء: الدجاج والأرز؛ والشباب المقتدر للأراضي: الدجاج والخضروات؛ والمجتمعات المحلية الأصلية: الكسافا، وجوز الكاشيو، وأشجار الفاكهة).

40- سيستند الاستهداف الجغرافي إلى موقع سلاسل القيمة المناصرة للفقراء وإلى نهج التجمعات الشاملة الذي أوصى به التقييم المستقل لمشاركة الصندوق في تنمية سلاسل القيمة المناصرة للفقراء لعام 2019. وهذا يجمع البلديات الفقيرة مع تلك الأغنى في مناطق جغرافية توفر ميزات نسبية في الأسواق، بالاقتران مع استراتيجيات لتحديد المنتجين الفقراء. وستعطى الأولوية على أساس: (1) كثافة وحدة الفقر الريفي، وشدة انعدام الأمن الغذائي وسوء التغذية؛ (2) وجود أقليات إثنية؛ (3) انتشار التدهور البيئي والضعف في وجه تغير المناخ؛ (4) التكامل مع تدخلات الشركاء الإنمائيين الآخرين.

41- سيجري تطبيق عمل إيجابي لتيسير إدماج الفقراء من النساء، والشباب، والأشخاص من الأقليات الإثنية بحسب نظام تحديد الأسر المعيشية الفقيرة في كمبوديا (ID-Poor) (أي الأسر المعيشية المصنفة رسمياً من قبل الحكومة على أنها فقيرة وضعيفة). وسيجري تمكينهم اقتصادياً من خلال مشاركتهم على طول سلاسل القيمة المدعومة، وتعزيز صوتهم (على سبيل المثال في منظمات المنتجين). وسيصمّم التدريب وتطوير المهارات لتلبية احتياجات الشباب. وسيعزّز استخدام تكنولوجيات المعلومات والاتصالات لتقوية اهتمامهم بالقطاع الزراعي.

جيم – الغاية الشاملة والأهداف الاستراتيجية

- 42- تتواءم الغاية مع الحصيلة 3 لإطار الأمم المتحدة للمساعدة الإنمائية الخاص بكمبوديا، وهي "أن تعيش النساء والرجال في كمبوديا، ولا سيما المهمشون والضعفاء، في بيئة أكثر سلامة، وصحة، وأماناً، وتوازناً إيكولوجياً، مع تحسين سبل عيشهم، وقدرتهم على الصمود في مواجهة الاتجاهات والصدمات الطبيعية والمتعلقة بتغير المناخ."
- 43- تتواءم الأهداف الاستراتيجية بشكل وثيق مع الأهداف الاستراتيجية الشاملة للصندوق. الهدف الاستراتيجي 1: زيادة القدرة الإنتاجية لـ 250 000 أسرة معيشية ريفية فقيرة في كمبوديا، بما في ذلك تدابير لزيادة الإنتاجية في الزراعة والعمالة كأساس للهدف الاستراتيجي 2: زيادة 250 000 أسرة معيشية ريفية في كمبوديا لمداخيلها من خلال المشاركة في سلاسل القيمة الزراعية المجزية، والتي ستتحقق بالمقام الأول من خلال تدخلات لمساعدة أصحاب الحيازات الصغيرة على تشكيل منظمات للمنتجين مرتبطة بسلاسل قيمة معززة ومناصرة للفقراء. وستتحقق استدامة الهدف الاستراتيجي 1 والهدف الاستراتيجي 2 من خلال الهدف الاستراتيجي 3: تعزيز الاستدامة البيئية وقدرة الأنشطة الاقتصادية للسكان الريفيين الفقراء على الصمود في مواجهة تغير المناخ.
- 44- **نظرية التغيير (الذيل الرابع عشر):** ستكون الزيادة في القدرة الإنتاجية مدفوعة بتحسين وصول السكان الريفيين إلى الأصول والمهارات المنتجة. وسوف يمكن تجميع التعاونيات الزراعية المرتبطة بسلاسل القيمة التي تتمتع بإمكانات النمو السكان الريفيين من الحصول على مداخيل مستدامة أكبر من الزراعة التي تقودها السوق ومن العمالة المجزية الكريمة. وسوف يزيد تعميم المشاغل المناخية والبيئية من الاستدامة ويحد من التعرض للصدمات. وسوف تعزز الأهداف الاستراتيجية الثلاثة التحول الريفي الشامل والمستدام في كمبوديا، وتساهم في نفس الوقت في تحقيق هدف التنمية المستدامة 1 (القضاء على الفقر) وهدف التنمية المستدامة 2 (القضاء التام على الجوع).
- 45- **سُيُعزَّز التمكين الاقتصادي للمرأة،** كما سَيُعزَّز صوتها. وسيجري خلق فرص للشباب الريفي. وستكون مشاركة الأقليات الإثنية في سلاسل قيمة محددة (مثل الكسافا وجوز الكاشيو) معياراً للاختيار.
- 46- ستشمل التدخلات الرئيسية المتوائمة مع استجابة كمبوديا لتغير المناخ ما يلي: (1) تنمية وتعزيز المحاصيل القادرة على التكيف مع تغير المناخ وممارسات الإنتاج المستدامة؛ (2) تنمية القدرة على الصمود من خلال استخدام المعلومات المناخية وأنظمة الإنذار المبكر؛ (3) الاستخدام الأكثر كفاءة للمياه للتخفيف من نقص المياه خلال موجات الجفاف؛ (4) مقاومة البنية التحتية الريفية لتغير المناخ؛ (5) تعزيز تكنولوجيات الطاقة المتجددة للقطاع الريفي.
- 47- ستحفظ التدخلات التنوع البيولوجي وتعززه، بما في ذلك من خلال تعزيز الممارسة الزراعية الجيدة بالحد من استخدام المواد الكيميائية، وضمان عدم إزالة الغابات الناجم عن الإنتاج الزراعي المدعوم. وسوف تزيد الممارسة الزراعية الجيدة، وضمان الجودة، وتتبع المصدر إمداد الأغذية المغذية والمأمونة.

دال- قائمة تدخلات الصندوق

- 48- ترد أدناه قائمة بأنشطة قروض الصندوق والأنشطة (المحتملة) الممولة بمنح في إطار برنامج الفرص الاستراتيجية القطرية. وتُقدَّم الأنشطة مع الهدف الاستراتيجي 1 (القدرة الإنتاجية)؛ والهدف الاستراتيجي 2 (المشاركة في سلاسل القيمة)؛ والهدف الاستراتيجي 3 (الاستدامة والقدرة على الصمود في مواجهة تغير المناخ)، مع فهم أن نشاطاً ما قد يساهم في أكثر من هدف استراتيجي واحد.

الجدول 1
قائمة التدخلات

الرقم	النشاط	الهدف الاستراتيجي 1	الهدف الاستراتيجي 2	الهدف الاستراتيجي 3
1	دعم منظمات المنتجين لبناء القدرات، وتحقيق النطاق المطلوب من أجل الكفاءة وقوة السوق، وتقديم الخدمات للأعضاء والتفاوض على شروط منصفة مع مؤسسات سلاسل القيمة.	✓	✓	
2	دعم تطوير ونشر الإنتاج الزراعي وتقنيات وممارسات ما بعد الحصاد القادرة على الصمود في مواجهة تغير المناخ والمناصرة لأصحاب الحيازات الصغيرة.	✓		✓
3	تطوير سلاسل قيمة مناصرة للفقراء.		✓	
4	الاستثمار في الأصول المنتجة بما في ذلك المعدات الزراعية، والمرافق المجتمعية (ما بعد الحصاد، واللوجستيات، والري، والإدارة الكفؤة للمياه).	✓		
5	الاستثمار في البنية التحتية الريفية القادرة على الصمود في مواجهة تغير المناخ، بما في ذلك الطرق الريفية والأسواق، إلخ.		✓	✓
6	تطوير ونشر حلول التكنولوجيا الرقمية الداعمة لسلاسل القيمة الزراعية لأصحاب الحيازات الصغيرة.	✓	✓	✓
7	تنمية مهارات الشباب الريفي وخلق فرص لهم.	✓		
8	تعزيز تكنولوجيات الطاقة المتجددة التي تقودها السوق من أجل القطاع الريفي.	✓	✓	✓
9	دعم إصدار الشهادات وتتبع المصدر بالنسبة لمنتجات أصحاب الحيازات الصغيرة (الممارسة الزراعية الجيدة، المنتجات العضوية، إلخ).		✓	✓
10	القيام بالاستثمارات الاستراتيجية لتحسين فرص وصول المنتجين أصحاب الحيازات الصغيرة إلى الأسواق، بما في ذلك البنية التحتية والخدمات الميسرة للتجارة.		✓	
11	دعم الوصول إلى الخدمات المالية للمزارعين وسلاسل قيمة أصحاب الحيازات الصغيرة.	✓	✓	
12	رهنًا بتوافر تمويل المنح، القيام بتدخلات لتحسين الأمن الغذائي والتغذوي للأسر المعيشية الريفية الفقيرة.			✓

49- ستساهم ثلاثة مشروعات قروض جارية في نتائج برنامج الفرص الاستراتيجية القطرية. يدعم مشروع تنمية أصحاب الحيازات الصغيرة والحد من الفقر في تونلي ساب القدرة الإنتاجية للسكان الريفيين الفقراء (الهدف الاستراتيجي 1)، ويربطهم بفرص السوق (الهدف الاستراتيجي 2)، وهو التركيز الرئيسي لمشروع تسريع إنشاء الأسواق الشمولية لصالح أصحاب الحيازات الصغيرة. ويزيد مشروع الأصول المستدامة للأسواق الزراعية، والأعمال، والتجارة القدرة الإنتاجية (الهدف الاستراتيجي 1) من خلال تدريب الشباب على المهارات، ومحو الأمية الرقمية، وتطوير تكنولوجيا المعلومات والاتصالات، مع الاستثمار في نفس الوقت في البنية التحتية للأسواق (الهدف الاستراتيجي 2).

50- سيمول برنامج الخدمات الزراعية لاقتصاد ريفي شامل وتجارة زراعية، الذي سيمول من موارد التجديد الثاني عشر لموارد الصندوق بالشراكة مع البنك الأوروبي للاستثمار، الاستثمارات في إنتاج أصحاب الحيازات الصغيرة (الهدف الاستراتيجي 1) وسلاسل القيمة (الهدف الاستراتيجي 2). وسوف يدعم برنامج الخدمات الزراعية لاقتصاد ريفي شامل وتجارة زراعية منظمات المنتجين للتخرج إلى وضع التعاونية الزراعية، والدخول في شراكات مع القطاع الخاص، والوصول إلى التمويل؛ وسيدعم الاستثمارات لبناء بيئة تمكينية للتصدير والأسواق المحلية. وستعزز الشراكة مع القطاع الخاص من خلال قرض عمليات غير سيادية إلى مؤسسة AMK Microfinance Plc.

- 51- سيستثمر مشروع الري المتكيف مع المناخ والزراعة المستدامة من أجل القدرة على الصمود، الذي سيموّل من التجديد الثاني عشر لموارد الصندوق، والصندوق الأخضر للمناخ، والبنك الآسيوي للاستثمار في البنية التحتية، في الري المتكيف مع المناخ من أجل أصحاب الحيازات الصغيرة، داعماً بذلك القدرة الإنتاجية (الهدف الاستراتيجي 1) والقدرة على الصمود في مواجهة تغير المناخ (الهدف الاستراتيجي 3).
- 52- سيقوم مشروع إضفاء الطابع التجاري على الطاقة المتجددة لاعتمادها في ريف كمبوديا، المقترح أن يتلقى تمويلاً في شكل منحة من مرفق البيئة العالمية، بتعزيز اعتماد تكنولوجيات الطاقة المتجددة من أجل سلاسل قيمة أصحاب الحيازات الصغيرة، ويساهم في المقام الأول في الهدف الاستراتيجي 1 والهدف الاستراتيجي 3.
- 53- ستكتمل منحة seed الممولة من كوريا والمنفذة من قبل منظمة Grow Asia جوانب الابتكارات الرقمية في سائر حافظة المشروعات، وتساهم بشكل رئيسي في الهدف الاستراتيجي 1 والهدف الاستراتيجي 2.
- 54- سيوضع مشروع قرض واحد من أجل تمويل من موارد التجديد الثالث عشر لموارد الصندوق بعد استعراض منتصف المدة لبرنامج الفرص الاستراتيجية القطرية، يستجيب للدروس المستفادة في مرحلة مبكرة من تنفيذ برنامج الفرص الاستراتيجية القطرية وتطور الإطار السياساتي للحكومة.
- 55- سنتحقق القدرة على الصمود في مواجهة تغير المناخ والاستدامة البيئية (الهدف الاستراتيجي 3) من خلال التعميم في مشروعات الحافظة.
- 56- ستعزّز استدامة الفوائد من خلال التقييم الدقيق للاستثمارات، بما في ذلك الالتزام بتمويل تشغيل وصيانة كل من الأصول العامة والخاصة. وسيطبّق نهج يقوده القطاع الخاص حيثما كان ذلك مناسباً لتقديم الخدمات وإدارة الأصول.

المشاركة في السياسات على المستوى القطري

- 57- ستستهدف المشاركة في السياسات على المستوى القطري الفجوات في إطار السياسات ذات الأهمية الرئيسية لتحقيق الأهداف الاستراتيجية لبرنامج الفرص الاستراتيجية القطرية. وستستهدف أربع حصائل رئيسية: (1) امتلاك بنوك سياسات الحكومة - بنك التنمية الزراعية والريفية، وبنك SME - لسياسات ومنتجات فعالة لتمويل الإنتاج واستثمار ما بعد الحصاد من طرف أصحاب الحيازات الصغيرة والتعاونيات الزراعية، دعماً للهدف الاستراتيجي 1 والهدف الاستراتيجي 2؛ (2) تكييف مبادئ الاستثمار المسؤول في الأعمال الزراعية مع السياق الوطني (الهدف الاستراتيجي 2)؛ (3) وصول أصحاب الحيازات الصغيرة إلى شهادات اعتماد الممارسة الزراعية الجيدة، وإمكانية التتبع، إلخ. في سلاسل قيمة أمانة للخضروات؛ (4) إيجاد بيئة تمكينية لاعتماد تكنولوجيات الطاقة المتجددة في زراعة أصحاب الحيازات الصغيرة (الهدف الاستراتيجي 3).
- 58- رهنا بالموارد المتاحة، سيدعم الصندوق أيضاً وضع سياسة لتكنولوجيا المعلومات والاتصالات في الزراعة (التي هي قيد النظر حالياً من قبل وزارة الزراعة والغابات ومصايد الأسماك) وفي إطار قانوني للزراعة التعاقدية.
- 59- سنتابع المشاركة في السياسات من خلال: (1) الشراكات الدولية، بما في ذلك منظمة Grow Asia، وشبكة معاهد الفكر للزراعة والتنمية الريفية للبلدان الواقعة في شبه إقليم الميكونغ؛ (2) المنتديات الوطنية بما في ذلك الفريق العامل التقني المعني بالزراعة والمياه، والشراكة مع الوكالتين الأخريين اللتين تتخذان من روما مقراً لهما ووكالات الأمم المتحدة الأخرى؛ (3) العمل السياساتي الممول من المشروعات الجارية (مشروع الأصول المستدامة للأسواق الزراعية والأعمال والتجارة، وبرنامج الخدمات الزراعية لاقتصاد ريفي شامل وتجارة زراعية، ومشروع إضفاء الطابع التجاري على الطاقة المتجددة لاعتمادها في ريف كمبوديا).

بناء القدرات

- 60- سيكون تركيز بناء القدرات على منظمات المنتجين، بما في ذلك تجمعات الأعمال، والتعاونيات الزراعية، والاتحادات والنقابات الأعلى مستوى.
- 61- ستبني المشروعات قدرة الوكالات التي تقدم الخدمات لأصحاب الحيازات الصغيرة أو سلاسل القيمة (إصدار الشهادات، واختبار المختبرات، إلخ). ولضمان الاستدامة والفعالية، ستكون شراكات القطاع الخاص والشراكات بين القطاعين العام والخاص الآليات المفضلة لتقديم الخدمات.
- 62- وبالإضافة إلى ذلك، يدعم الصندوق، بالشراكة مع منظمة الأغذية والزراعة للأمم المتحدة، والبنك الدولي، وشركاء آخرين مبادرة 50x2030 لتحسين جودة البيانات الزراعية، بالعمل مع المعهد الوطني للإحصاء، ووزارة الزراعة والغابات ومصايد الأسماك.

إدارة المعرفة

- 63- ستؤد المعرفة من خلال (1) تنفيذ الاستثمارات، المقيمة والمجمعة من خلال رصد وتقييم المشروعات؛ (2) البحوث التقنية والسياساتية؛ (3) نتائج إشراف الصندوق على المشروعات. وستخلق أنشطة إدارة المعرفة منتجات معرفية قائمة على شبكة الإنترنت، مثل دراسات الحالة، والمقالات المواضيعية، والمدونات، والمواضيع السياسية والتقنية، ومقاطع الفيديو. وستعتمد إدارة المعرفة بشكل متزايد على التكنولوجيا الرقمية.
- 64- تشمل النتائج المتوقعة لإدارة المعرفة ما يلي: (1) التأثير على السياسات؛ (2) تعزيز الشراكات؛ (3) فرص توسيع نطاق المبادرات الناجحة؛ (4) المساهمة في المعرفة على مستوى القطاع؛ (5) ضمان إدماج الدروس المستفادة في تصاميم المشروعات المستقبلية، وفي تعديلات المشروعات خلال التنفيذ؛ (6) زيادة معرفة المزارعين المستفيدين. وستعالج قضايا المساواة بين الجنسين، وإدماج الشباب، وتمكين الأقليات الإثنية بصورة شاملة.

التعاون بين بلدان الجنوب والتعاون الثلاثي

- 65- ستواصل كمبوديا الاستفادة من المنحة الإقليمية للتعاون بين بلدان الجنوب والتعاون الثلاثي المقدمة إلى شبكة مراكز البحوث في مجال الزراعة والتنمية الريفية لبلدان شبه إقليم ميكونغ والتي يديرها معهد سياسات واستراتيجيات الزراعة والتنمية الريفية في فييت نام، والمنحة الكورية seed لدعم تكنولوجيا المعلومات والاتصالات من أجل التنمية التي ستنفذها منظمة Growth Asia. ويمكن لمركز الصندوق للتعاون بين بلدان الجنوب والتعاون الثلاثي والمعرفة في بيجين المسؤول عن آسيا أن يدعم البرنامج القطري لكمبوديا لتعزيز تقاسم الحلول الإنمائية الريفية المبتكرة، بما في ذلك على سبيل المثال لا الحصر تبادل المعلومات والمعرفة مع وكالات ومنظمات الحكومة الصينية مثل وزارة الزراعة، وهيئة التخطيط الإنمائي، والعمل مع المحافظات الصينية حيث تكون كمبوديا مستعدة لتقاسم الخبرات والتكنولوجيات، وتيسير الانفتاح على السوق وتعزيز التجارة في الصين. كما سيبسّر المركز الروابط بين الأعمال المناصرة للفقراء ذات الصلة بأهداف برنامج الفرص الاستراتيجية القطرية.

خامسا- الابتكارات وتوسيع النطاق لتحقيق نتائج مستدامة

- 66- الابتكار ضروري لضمان عدم تخلف السكان الريفيين الفقراء في كمبوديا عن الركب في وقت تنتقل فيه كمبوديا إلى اقتصاد السوق الحديث وتواجه تحدي تغير المناخ.

- 67- سيدعم برنامج الخدمات الزراعية لاقتصاد ريفي شامل وتجارة زراعية البحث، والتطوير، ونشر تقنيات الإنتاج وما بعد الحصاد الذكية مناخيا والمبتكرة من خلال مراكز التميز التي ستنشئها وزارة الزراعة والغابات ومصايد الأسماك وتُشغَل بالشراكة مع الأعمال الزراعية ومنظمات المنتجين.
- 68- سيجري تطوير التمويل المبتكر لتحسين وصول التعاونيات الزراعية وأصحاب الحيازات الصغيرة إلى التمويل المنظم بشكل مناسب من أجل الأصول المنتجة من خلال برنامج الخدمات الزراعية لاقتصاد ريفي شامل وتجارة زراعية، مما يخفض بشكل مباشر الحواجز التي تعترض الوصول المالي، ومن خلال قرض عمليات غير سيادية.
- 69- سيجري توسيع نطاق الابتكارات الناجحة والمستدامة. وستشمل عملية توسيع نطاق المسارات مواصلة النهج البرامجي دعماً للأولويات الاستراتيجية للحكومة، والترويج، وتعزيز الشراكات بين القطاعين العام والخاص، بالإضافة إلى تمويل المشروعات.

سادساً- تنفيذ برنامج الفرص الاستراتيجية القطرية

ألف- المظروف المالي وأهداف التمويل المشترك

- 70- تشمل الموارد المتاحة ما يلي: (1) موارد الصندوق الموجودة المقرر عرضها على المجلس التنفيذي؛ (2) مخصص نظام تخصيص الموارد على أساس الأداء البالغ 38 909 025 دولاراً أمريكياً في إطار التجديد الثاني عشر لموارد الصندوق؛ (3) موارد آلية الحصول على الموارد المقترضة البالغة 14 000 000 دولار أمريكي، التي أشارت الحكومة إلى عزمها على طلبها من أجل برنامج الخدمات الزراعية لاقتصاد ريفي شامل وتجارة زراعية؛ (4) المنح وتمويل العمليات غير السيادية؛ (5) التمويل النظير للمشروعات من الحكومة؛ (6) تمويل القروض والمنح من الشركاء الإنمائيين.
- 71- ويشمل التمويل المشترك المحلي مساهمة الحكومة وأموال من المؤسسات المالية الريفية، والمؤسسات الصغيرة والمتوسطة الحجم، والمستفيدين. وتعمل شعبة خدمات الإدارة المالية مع الفريق القطري على تحسين آلية تتبع التمويل المشترك المحلي.

الجدول 2

التمويل الخاص بالصندوق والتمويل المشترك للمشروعات الجارية والمقررة
(بملايين الدولارات الأمريكية)

المشروعات	التمويل المشترك		التمويل الخاص بالصندوق
	المحلي	الدولي	
الجارية (2022 وصاعدا)			
مشروع الأصول المستدامة للأسواق الزراعية، والأعمال، والتجارة (التجديد الحادي عشر لموارد الصندوق)	12.5	75.2 (البنك الأوروبي للاستثمار/الاتحاد الأوروبي)	54.3
التمويل قبل التجديد الحادي عشر لموارد الصندوق: - مشروع تنمية أصحاب الحيازات الصغيرة والحد من الفقر في تونليه ساب (التجديد السابع لموارد الصندوق) - برنامج الخدمات الزراعية المعنية بالابتكار والصمود والإرشاد (التجديد التاسع لموارد الصندوق)	11.5	86.4 (بنك التنمية الآسيوي/فنلندا)	23.3
- مشروع تسريع إنشاء الأسواق الشمولية لصالح أصحاب الحيازات الصغيرة (التجديد العاشر لموارد الصندوق)	30.3	2.5	53.3
	25.3		36.2
المقررة			
برنامج الخدمات الزراعية لاقتصاد ريفي شامل وتجارة زراعية	55	60 (البنك الأوروبي للاستثمار + التعاون بين بلدان الجنوب والتعاون الثلاثي)	47.9 (نظام تخصيص الموارد على أساس الأداء وآلية الحصول على الموارد المقترضة)
مشروع الري المتكيف مع المناخ والزراعة المستدامة من أجل القدرة على الصمود	15	180 (الصندوق الأخضر للمناخ + البنك الآسيوي للاستثمار في البنية التحتية)	5 (نظام تخصيص الموارد على أساس الأداء)
عملية غير سيادية مع مؤسسة AMK	30 (مؤسسة AMK)		5
مشروع إضفاء الطابع التجاري على الطاقة المتجددة لاعتمادها في ريف كمبوديا	5	5 (مرفق البيئة العالمية)	
المجموع		2.63:1	

72- وفقا لسيناريو المخاطر الوارد في الذيل الثاني، من الأكثر احتمالا أن تكون الموارد المتاحة لبرنامج الفرص الاستراتيجية القطرية للفترة 2022-2027 حوالي 593 مليون دولار أمريكي، والتي يمكن أن تعدل للأعلى في حال حدوث تحسن في إدارة الحافظة في ظل سيناريو الوضع الحالي، الانتعاش الاقتصادي. وفي ظل سيناريو التراجع الاقتصادي، هناك مخاطر مرتفعة باحتمال خسارة 50 في المائة من التمويل المشترك المحلي، أي 92 مليون دولار أمريكي.

باء- الموارد المخصصة للأنشطة غير الإقراضية

73- تشمل منح الصندوق 1 مليون دولار أمريكي من مرفق تحفيز فقراء الريف لبرنامج الخدمات الزراعية المعنية بالابتكار والصمود والإرشاد للمساعدة في الاستجابة الطارئة للأثر الاقتصادي لكوفيد-19، و1 مليون دولار أمريكي لمشروع الأصول المستدامة للأسواق الزراعية والأعمال والتجارة للعمل على إدارة المعرفة، ودراسات السياسات، والنهج البرامجي. وتستفيد الحافظة من المنح الإقليمية بشأن شبكة مراكز البحوث في مجال الزراعة والتنمية الريفية لبلدان شبه إقليم ميكونغ ومرفق التعاون بين بلدان الجنوب والتعاون الثلاثي في المشروع القادم، برنامج الخدمات الزراعية لاقتصاد ريفي شامل وتجارة زراعية، لتيسير تعزيز التجارة مع الصين. وستدعم المنحة بناء القدرات، والوصول إلى المعرفة، وتطوير التكنولوجيا الرقمية.

74- بالبناء على نجاح مشروع توسيع نطاق تكنولوجيات الطاقة المتجددة في ريف كمبوديا، ستستفيد الحافظة من تمويل منحة جديدة من مرفق البيئة العالمية إلى مشروع إضفاء الطابع التجاري على الطاقة المتجددة لاعتمادها في ريف كمبوديا.

75- وتشمل الموارد غير الإقراضية الإضافية تقديم دعم إلى مبادرة 50x2030 من أجل ردم الفجوة في البيانات الزراعية.

جيم- الشراكات الاستراتيجية الرئيسية والتنسيق الإنمائي

76- الشراكات الاستراتيجية لها اهتمامات شاملة (أي في معظم الحالات ستعالج شراكة ما أكثر من واحد من الأهداف الاستراتيجية)، ولذا فإنها منظمة بحسب أهداف الشراكة في الذيل الثامن. وبالتالي، فإن بعض أنشطة الشراكات لا تكرر هنا.

77- تشمل شراكات الصندوق الاستراتيجية الرئيسية في كمبوديا تلك التي يرد وصفها أعلاه في المقاطع المتعلقة بالتعاون بين بلدان الجنوب والتعاون الثلاثي، والمشاركة في السياسات على المستوى القطري، بالإضافة إلى الشراكات مع وزارة الاقتصاد والمالية بصفتها صانع القرار الحكومي بشأن استخدام موارد الصندوق، ووزارة الزراعة والغابات ومصايد الأسماك بصفتها الوكالة التقنية الرئيسية، وشراكات التمويل مع بنك التنمية الآسيوي، والبنك الأوروبي للاستثمار، وشراكته ودعمه طويلي الأمد لمنظمتين رئيسيتين من منظمات المزارعين، شبكة المزارع والطبيعة واتحاد مزارعي رابطات المنتجين الزراعيين في كمبوديا.

تنفيذ المشروعات

78- ستواصل وزارة الزراعة والغابات ومصايد الأسماك تحمل الجزء الأكبر من مسؤوليات تنفيذ مشروعات الصندوق، بما في ذلك برنامج الخدمات الزراعية لاقتصاد ريفي شامل وتجارة زراعية، ومشروع إضفاء الطابع التجاري على الطاقة المتجددة لاعتمادها في ريف كمبوديا. وتشمل الوزارات الأخرى التي تتحمل مسؤوليات تنفيذ وزارة الاقتصاد والمالية، ووزارة التجارة، ووزارة التنمية الريفية، وأمانة اللجنة الوطنية للتنمية الديمقراطية دون الوطنية. ويُعدّ الصندوق مشروع الري المتكيف مع المناخ والزراعة المستدامة من أجل القدرة على الصمود للتنفيذ من قبل وزارة الموارد المائية والأرصاء الجوية، وأمانة اللجنة الوطنية للتنمية الديمقراطية دون الوطنية. وسيعزز الصندوق تعاونه مع وزارة شؤون المرأة.

جدول أعمال السياسات والتنمية

79- وزارة الاقتصاد والمالية، والمجلس الاقتصادي الوطني الأعلى الوثيق العلاقة بالوزارة، من الأهمية بمكان بالنسبة لمشاركة الصندوق في السياسات. وتمثل وزارة الزراعة والغابات ومصايد الأسماك بالاشتراك مع وزارة الموارد المائية والأرصاء الجوية الحكومة في الفريق العامل التقني المعني بالزراعة والمياه الذي يشترك فيه الصندوق بدور الميسر مع منظمة الأغذية والزراعة. ويدعم الصندوق وضع السياسات ضمن وزارة الزراعة والغابات ومصايد الأسماك. ويساعد الصندوق شركاءه من المجتمع المدني، ولا سيما شبكة المزارع والطبيعة واتحاد مزارعي رابطات المنتجين الزراعيين في كمبوديا، على المشاركة في حوار السياسات.

زيادة التمويل المشترك

80- سيواصل الصندوق تعبئة التمويل المشترك من خلال الشراكات المباشرة وبدعم من وزارة الاقتصاد والمالية. ولدى الصندوق شراكات قائمة أو مقترحة لتمويل المشروعات مع بنك التنمية الآسيوي، والبنك الأوروبي للاستثمار، والاتحاد الأوروبي، والبنك الآسيوي للاستثمار في البنية التحتية، والصندوق الأخضر للمناخ.

81- منظمات المنتجين هي جهات شريكة رئيسية في تعبئة التمويل للمستفيدين. وسوف يستقطب برنامج الفرص الاستراتيجية القطرية التمويل الاستثماري من القطاع الخاص من خلال الشراكات، ولا سيما في مشروع تسريع إنشاء الأسواق الشمولية لصالح أصحاب الحيازات الصغيرة، وبرنامج الخدمات الزراعية لاقتصاد ريفي شامل وتجارة زراعية.

تمكين العمليات التي تقودها البلد

82- يدخل الصندوق في شراكات مع الحكومة، والشركاء الإنمائيين، وهيئات المجتمع المدني لتعزيز العملية التي تقودها البلد لتنسيق الدعم في قطاع الزراعة. ويشمل الشركاء الرئيسيون الفريق العامل التقني المعني بالزراعة والمياه بالإضافة إلى الفريق القطري للأمم المتحدة، والوكالتين الأخريين اللتين تتخذان من روما مقرا لهما. تطوير المعرفة والابتكار وتأدية دور الوساطة بشأنهما (بما في ذلك التعاون بين بلدان الجنوب والتعاون الثلاثي)

83- حددت الوكالة السويسرية للتنمية والتعاون كشريك رئيسي للمعرفة والابتكار، ولا سيما في مجال التمويل المبتكر المستند إلى نتائج مشروعاتها البستنة في كمبوديا تعزز الدخل والتغذية.

تعزيز المشاركة مع القطاع الخاص

84- ستتواصل مشروعات التي يمولها الصندوق مع شبكات مثل شراكة كمبوديا من أجل الزراعة المستدامة، وشركات التكنولوجيا الزراعية التي تقدم حلولاً مدمجة للمزارعين أصحاب الحيازات الصغيرة المشاركين في سلاسل القيمة. وسوف يطور برنامج الخدمات الزراعية لاقتصاد ريفي شامل وتجارة زراعية منصة تنسيق معنية بالقطاع الخاص.

85- سيعزز قرض العملية غير السيادية إلى مؤسسة Microfinance Pls مشاركة القطاع الخاص في الخدمات المالية، كما ستفعل الشراكات مع بنك التنمية الزراعية والريفية (مشروع تسريع إنشاء الأسواق الشمولية لصالح أصحاب الحيازات الصغيرة، وبرنامج الخدمات الزراعية لاقتصاد ريفي شامل وتجارة زراعية)، وبنك SME مع معيدي الإقراض التجاريين (برنامج الخدمات الزراعية لاقتصاد ريفي شامل وتجارة زراعية).

دال- مشاركة المستفيدين والشفافية

86- ستتواصل مشروعات برنامج الفرص الاستراتيجية القطرية مع المستفيدين لتعزيز الحوكمة الرشيدة، والشفافية، والمساءلة، وبناء الثقة من أجل إنجاز فعال.

87- ستستفيد المشاركة من استخدام تطبيقات الهاتف المحمول للتواصل والتماس التعقيبات. وستبذل جهود خاصة لضمان إيصال أصوات النساء، والشباب، والأقليات الإثنية. وسوف تطبق مبادئ الموافقة الحرة والمسبقة والمستنيرة عند العمل في المناطق التي توجد فيها الأقليات الإثنية.

88- سوف توضع خطط للاتصالات لضمان الشفافية والوضوح. وستشمل قنوات النشر صفحة كمبوديا على الموقع الشبكي للصندوق والمواقع الشبكية للمشروعات التي تعرض بيانات المشروعات الحية على لوحات المشروعات. وسوف ينشر كل مشروع النتائج من خلال حلقة عمل سنوية واحدة على الأقل. وسيجري إيلاء الاعتبار الواجب للإقرار بتمويل الصندوق ودعمه للمشروع ولضرورة حماية الصندوق من المخاطر المتعلقة بالسمعة.

هاء- ترتيبات إدارة البرنامج

89- يُدار برنامج الفرص الاستراتيجية القطرية بصورة مشتركة من قبل وزارة الاقتصاد والمالية والمكتب القطري للصندوق مع دعم من المركز الإقليمي في هانوي حيث يقع مقر المدير القطري. وينسق التنفيذ من خلال نهج برامجي يمول من مشروع الأصول المستدامة للأسواق الزراعية والأعمال والتجارة. وسيبقى المكتب القطري للصندوق على اتصال وثيق بالحكومة والشركاء. والصندوق عضو في الفريق القطري للأمم المتحدة، وميسر مشارك رئيسي (مع منظمة الأغذية والزراعة) في الفريق العامل التقني المعني بالزراعة والمياه. وتنفيذ المشروعات راسخ ضمن الوكالات الحكومية التي تتبع المبادئ الرئيسية للملكية القطرية، وبناء المؤسسات، والاستدامة. ويعتمد البرنامج إجراءات التشغيل الموحدة الوطنية للمشروعات الممولة من الخارج.

واو- الرصد والتقييم

- 90- يُعرض إطار إدارة النتائج في الذيل الأول.
- 91- ستحدث مؤشرات النواتج في استعراض سنوي لنتائج برنامج الفرص الاستراتيجية القطرية يستند إلى الإبلاغ الوارد من المشروعات. وستبني مؤشرات الحصائل على مصادر البيانات المتاحة بشكل أقل تواتراً. وسيشمل استعراض منتصف المدة قيماً محدثة لجميع مؤشرات إطار إدارة النتائج.
- 92- ستستق الاستعراضات مع وزارة الاقتصاد والمالية، وستشمل التماس تعقيبات من أصحاب المصلحة الخارجيين. وسيشمل استعراض منتصف المدة واستعراض الإنجاز المزيد من التشاور المكثف مع أصحاب المصلحة وأحداث حلقة العمل، والتي ينبغي أن تضم ممثلين عن المستفيدين من المشروعات.

سابعا- إدارة المخاطر

- 93- تُقدّر مخاطر السياسة، والحوكمة، والاقتصاد الكلي، والسياسات القطاعية بأنها منخفضة، ولكن الصدمات الخارجية مثل ارتفاع أسعار السلع، والحد من الانفتاح التجاري قد يكون لها أثر سلبي.
- 94- تبقى القدرة المؤسسية للقطاع العام ضعيفة، وتقدر المخاطر المتصلة بها بأنها متوسطة. وسيعتمد تنفيذ المشروعات على شركاء ذوي قدرة راسخة. وسيزداد استخدام قدرات القطاع الخاص، بينما ستهزز منظمات المنتجين والتعاونيات الزراعية.
- 95- قُدرت مخاطر الإدارة المالية على أنها معتدلة استناداً إلى استخدام نظم الإدارة المالية في المشروعات (إجراءات التشغيل الموحدة) للمشروعات الممولة من الجهات المانحة. وهذه الإجراءات منفصلة عن عمل الخزانة الحكومية، ونظم المراجعة الحكومية.
- 96- أُعد تقرير عن مراعاة المعايير والمدونات في عام 2021، وترد النتائج في الذيل الحادي عشر. وتشمل التحديات الرئيسية ما يلي: (1) الشفافية المالية لقوائم النفقات؛ (2) ميزانية غير كافية للجنة رصد جودة المراجعة؛ (3) نقص في المحاسبين العاميين المؤهلين؛ (4) الإفصاح العام غير الممتثل أو غير الصادر في الوقت المناسب للقوائم المالية السنوية من قبل عدة بنوك، ومؤسسات التمويل البالغ الصغر، وشركات التأمين.
- 97- مخاطر التوريد تقدر بأنها متوسطة وتنشأ من الافتقار إلى نظام رصد متكامل للتوريد؛ ومؤشر مدركات فساد منخفض (المرتبة 157 من أصل 180 بلداً)؛ وقدرة منخفضة للتوريد على المستوى شبه الوطني؛ وتأخيرات متكررة في عمليات التوريد. وقد أعدت مصفوفة مخاطر التوريد (انظر الذيل الثاني عشر، الجزء ألف – تقدير مخاطر التوريد القطري).

98- سُنِّدَ مخاطر التوريد من خلال التدابير التالية: (1) التعزيز بشكل فعال لسياسات الممارسات المحظورة للصندوق من خلال أنشطة التوعية الإيجابية (بما في ذلك مبادرات التدريب وتنمية القدرات القياسية)؛ (2) ضمان تدبير الاستعراض المسبق واللاحق للتخفيف من مخاطر الممارسات المحظورة؛ (3) طلب تحديثات وتأكيدات على الالتزام من الحكومة بشأن تعيين أشخاص كقنوات إبلاغ عن الممارسات المحظورة بما يتماشى مع سياسات و ضمانات الصندوق لمكافحة الفساد. وسيضمن تطبيق وثائق المناقصات الموحدة للصندوق أن جميع عمليات التوريد والعقود تلتزم بسياسات الصندوق، بما في ذلك فحص إجراءات العناية الواجبة، والنزاهة، والجزاءات.

99- تقدَّر مخاطر الآثار البيئية، والاجتماعية، والمناخية باتباع المبادئ التوجيهية لإجراءات التقدير الاجتماعي والبيئي والمناخي في الصندوق لعام 2021. وقُدِّرت فئة المخاطر الاجتماعية والبيئية بأنها متوسطة. ويمكن إدارة مخاطر الحافظة بشكل عام من خلال اتباع خطط الإدارة البيئية والاجتماعية. وتقدَّر المخاطر المناخية بأنها متوسطة. ويطلب من المشروعات تحديد ومعالجة المخاطر المناخية على المستويات الجغرافية المصغرة أو لكل تدخل مادي. وسوف تُقدَّر وتعالج المتطلبات البيئية، والاجتماعية، والمناخية للجهات المانحة الأخرى مثل الاتحاد الأوروبي، والبنك الأوروبي للاستثمار، والبنك الآسيوي للاستثمار في البنية التحتية، والصندوق الأخضر للمناخ إذا لم تكن مغطاة بصورة كافية في إطار إجراءات التقدير الاجتماعي والبيئي والمناخي.

100- شهدت مشروعات حديثة (مثل مشروع الأصول المستدامة للأسواق الزراعية والأعمال والتجارة) تأخيرات طويلة في تحقيق الفعالية الكاملة. وقد أُسند ذلك جزئياً إلى كوفيد-19، ولكن الوقت اللازم لتوريد المساعدة التقنية للمشروعات كان عاملاً رئيسياً أيضاً.

101- يلخص الجدول 3 المخاطر وتدابير التخفيف منها. وتعرض نسخة تفصيلية في الذيل الخامس عشر.

الجدول 3

المخاطر وتدابير التخفيف منها (نسخة قصيرة)

المخاطر	تصنيف المخاطر	تدابير التخفيف
مخاطر السياسة/ الحوكمة تنفيذ برنامج الفرص الاستراتيجية القطرية بسبب عدم الاستقرار السياسي	منخفضة	لا ينطبق (كمبوديا مستقرة سياسيا)
مخاطر الاقتصاد الكلي خطر الصدمات الاقتصادية الكلية الخارجية بما في ذلك ركود التجارة و/أو ارتفاع الأسعار الناجم عن النزاع في أوكرانيا	متوسطة	رصد الأثر الاقتصادي الكلي للأحداث العالمية بما في ذلك أوكرانيا وأخذ في الاعتبار في تصميم المشروعات وتنفيذها
مخاطر الاستثمارات والسياسات القطاعية تغيير رئيسي في اتجاه السياسات ينتج عنه عدم مواءمة البرنامج للأولويات الوطنية	منخفضة	سيستعرض استعراض منتصف المدة المواءمة مع دورة السياسات الجديدة للحكومة 2023-2027
مخاطر القدرات المؤسسية نقص القدرات الكافية لدى الشركاء المنفذين على إنجاز المشروعات والنواتج بشكل فعال	متوسطة	تنفيذ المشروعات عن طريق شركاء راسخين لهم قدرات مثبتة زيادة استخدام خدمات القطاع الخاص تركيز بناء القدرات على منظمات المنتجين
مخاطر الحافظة بطء الصرف هو أحد المخاطر المحددة بناء على أداء المشروعات السابقة	متوسطة	تسريع خطط العمل لاستغلال المشروعات استنادا إلى الدروس المستفادة تنفيذ المشروعات من خلال نهج برامجي
المخاطر الائتمانية: الإدارة المالية مخاطر ناجمة عن قدرة ضعيفة للإدارة المالية و/أو أليات شفافية ومساءلة غير صارمة بشكل كاف	متوسطة	استخدام نظام معلومات الإدارة المالية المركزي لتعزيز الإدارة المالية للمشروعات (برمجية إلكترونية مستندة إلى شبكة الإنترنت)، وتدريب جميع موظفي المالية • تعزيز المراجعة الداخلية • بناء قدرات الموظفين على مستوى المحافظات والبلديات بشأن سياسات الصندوق المتعلقة بالتوريد ومكافحة الفساد
المخاطر الائتمانية: التوريد خطر وقوع خسائر بسبب ضعف قدرات التوريد و/أو سوء التوريد	متوسطة	بناء القدرات المتعلقة بإجراءات التوريد في الصندوق تعزيز السياسات المتعلقة بالممارسات المحظورة في الصندوق بشكل فعال ضمان تدبير الاستعراض المسبق واللاحق لتخفيف مخاطر الممارسات المحظورة استخدام وثائق المناقصات الموحدة الخاصة بالصندوق تعيين الحكومة لأشخاص يعملون كقنوات إبلاغ عن الممارسات المحظورة بما يتماشى مع سياسات وضمانات مكافحة الفساد في الصندوق
المخاطر البيئية والاجتماعية خطر سيطرة النخبة / سوء تخصيص الموارد بما يحد من أثر البرنامج المنافع للفقراء مخاطر الآثار الاجتماعية السلبية لأنشطة المشروع بما في ذلك على الشعوب الأصلية خطر تحفيز الممارسات الزراعية غير المستدامة أو الضارة بيئيا (إزالة الغابات، الاستخدام غير الصحيح للمواد الكيميائية)	متوسطة	• خطة شاملة للإدارة البيئية والاجتماعية بما في ذلك اختيار معايير للشمول والاستدامة، وإعداد تقدير للمخاطر الاجتماعية والبيئية للمشروعات الجديدة • تعميم أليات الموافقة الحرة والمسبقة والمستنيرة و أليات معالجة التظلمات في المشروعات الجديدة • تقييم المشروعات و أليات معالجة التظلمات القائمة والبناء عليها • ضمان تطبيق الموافقة الحرة والمسبقة والمستنيرة في جميع تدخلات المشروعات التي تستهدف مجموعات الأقليات الأصلية أو من المحتمل أن تؤثر عليها • تقييم قدرات التنفيذ البيئية، والاجتماعية، والمناخية للمؤسسات المحلية وشركاء التنفيذ المحتملين يُعد خلال تنفيذ المشروعات الجديدة
المخاطر المناخية المخاطر على الإنتاج الزراعي والاستثمارات التي تدعمها المشروعات بسبب الكوارث الطبيعية المتعلقة بالمناخ	مرتفعة	تحديد ومعالجة المخاطر المناخية على المستويات الجغرافية المصغرة أو لكل تدخل مادي دعم تعزيز القدرة على منع المخاطر والحد منها (من أولويات المساهمة المحددة وطنيا)
مخاطر أخرى خاصة ببرنامج الفرص الاستراتيجية القطرية		
قد يستبعد إطار إدارة الدين الحكومي استخدام موارد القروض من أجل الاستثمارات "غير المادية" وبعض القضايا ذات الأولوية بالنسبة للصندوق (مثل التدخلات الخاصة بالتغذية)	متوسطة	• ضمان الوضوح في مرحلة التصميم بشأن الاستثمارات المقبولة بالنسبة لتمويل القروض • زيادة استخدام أموال الحكومة من أجل بنود التكلفة المتكررة • تعبئة المنح للأغراض ذات الأولوية العالية التي تقع خارج المبادئ التوجيهية لتمويل القروض
تقويض الاستهلاك البطيء للمشروعات لمصادقية البرنامج وسعة الصندوق لدى الحكومة	متوسطة	(1) استخدام وحدات التنفيذ الراسخة؛ (2) تعزيز تخطيط مرحلة الاستهلاك؛ (3) البدء المبكر لتوريد المساعدة التقنية
إجمالي المخاطر	متوسطة	

COSOP results management framework

Country strategy alignment What is the country seeking to achieve?	Related SDG outcomes	IFAD's SOs	Key COSOP results How is IFAD going to contribute?			
			Strategic objectives	Lending and non-lending activities for the COSOP period	Outcome indicators <i>Nb mandatory disaggregation to be applied</i>	Output indicators <i>Nb mandatory disaggregation to be applied</i>
Contribute to the Development Goal of GOKC's Agriculture Sector Master Plan 2030 . "To increase agricultural growth with high competitiveness and inclusivity by providing high quality products which result in food safety and nutrition by taking into account sustainable land, forestry and fisheries resource management". <ul style="list-style-type: none"> Key Indicator: Increase in Agriculture Labour Productivity UNDAF Outcome 3: By 2023, Women and men in Cambodia, in particular the marginalized and vulnerable, live in a safer, healthier, more secure and ecologically balanced environment with improved livelihoods, and are resilient to natural and climate change related trends and shocks	SDG1: End poverty in all its forms everywhere				<ul style="list-style-type: none"> IE 2.1 % of individuals demonstrating an improvement in empowerment (women 50%, Youth 20%, Indigenous 2.5%) 	CI 1: people receiving services promoted or supported by the project: 125,000 by 2024 (women 50%, Youth 20%, Indigenous 2.5%)
	<i>SDG 1.4: By 2030, ensure that all men and women, particularly the poor and vulnerable, have equal rights to economic resources</i>	SO1: Increase poor rural people's productive capacities	Productive capacity of 250,000 poor Cambodian rural households increased	Lending/investment activities <ul style="list-style-type: none"> Support adoption of improved agriculture production and post-harvest techniques (AIMS, ASPIRE-AT, TSSD) Skills training for poor rural youth (SAAMBAT) Support improved access to water for agriculture production (CAISAR) Non-lending/non-project activities <ul style="list-style-type: none"> Partnership with farmer representative organisations Policy and technical interventions to improve farmers' access to financial services 	<ul style="list-style-type: none"> CI 1.2.2 100,000 households reporting adoption of new/improved inputs, technologies or practices CI 1.2.3 50,000 households reporting reduced water shortage vis-à-vis production needs CI 1.1.5 50,000 Persons in rural areas accessing financial services 50,000 households receiving project services achieving ASMP target levels of productivity of agriculture labour 	<ul style="list-style-type: none"> By 2024, 100,000 households receiving support for adoption of improved agriculture production and post-harvest techniques and practices By 2024, implementation plan for irrigation investments reducing water shortage for 50,000 households CI 1.1.7 Persons in rural areas trained in financial literacy and/or use of financial products and services: By 2024, 20,000 persons in rural areas trained in financial literacy and / or use of financial products and services (women
	<i>SDG 2.3 By 2030, double the agriculture productivity and incomes of small-scale food producers</i>					

						50%, Youth 20%, Indigenous 2.5%)
<p>SDG 8.5: Full employment and decent work with equal pay</p> <p>SDG 9.1: Develop quality, reliable, sustainable and resilient infrastructure</p>	<p>SO2: Increase poor rural people's benefits from market participation</p>	<p>250,000 poor Cambodian rural households increase cash incomes through participation in agricultural value chains</p>	<p>Lending/investment activities</p> <ul style="list-style-type: none"> Value Chain financing (AIMS, NSO, ASPIRE-AT) Strengthening of inclusive producer organisations for market participation (AIMS, ASPIRE-AT, TSSD) Digital Technology for smallholder value chains (SAAMBAT, ASPIRE-AT) Productive infrastructure (SAAMBAT) <p><u>Non-lending/non-project activities</u></p> <ul style="list-style-type: none"> Policy to support smallholder-based value chains Support to ITC development for smallholder value chains (grant-funded) Trade facilitation (SSTC) 	<ul style="list-style-type: none"> CI 2.2.1 20,000 new jobs created (full time equivalent) CI 2.2.2: 5,000 supported rural enterprises reporting an increase in profit CI 2.2.3: 500 rural producers' organisations engaged in formal partnerships / agreements or contracts with public or private entities CI 2.2.6 100,000 households reporting improved physical access to markets, processing and storage facilities 	<ul style="list-style-type: none"> CI 2.1.1 Rural enterprises accessing business development services: By 2024, 500 rural enterprises accessing business development services By 2024 500 identified rural producers' organisations with business plan or strategy to strengthen market participation By 2024, 100,000 households benefiting from productive infrastructure investments By 2024, 25,000 people, especially youth trained or benefitting from digital technologies to improve their incomes No of partnership promoted with private sector partners 	
<p>SDG 13.1 Strengthen Resilience and Adaptive Capacity to Climate Related Disaster</p>	<p>SO3: Strengthen the environmental sustainability and climate resilience of poor rural people's economic activities</p>	<p>250,000 poor Cambodian rural households have increased climate resilience through environmentally sustainable economic activities.</p>	<p>Lending/investment activities</p> <ul style="list-style-type: none"> Research, development and promotion of climate-resilient agriculture production (ASPIRE-AT) Promotion of renewable energy technologies for the agriculture sector (S-RET II) <p>Non-lending/non-project activities</p>	<ul style="list-style-type: none"> CI 3.2.1: Number of tonnes of greenhouse gas emissions (CO2e) avoided and / or sequestered CI 3.2.2 50,000 households reporting adoption of environmentally sustainable and 	<ul style="list-style-type: none"> By 2024, plan for promotion of RET for agriculture adopted and under implementation CI 1.1.1: Persons provided with climate information services: By 2024, 10,000 persons 	

				<ul style="list-style-type: none"> • Support to roll-out of RET for agriculture • Support to ITC for smallholders (grant-financed) 	<p>climate-resilient technologies and practices</p>	<p>provided with climate information services(women 50%, Youth 20%, Indigenous 2.5%)</p> <ul style="list-style-type: none"> • CI 3.1.4 Land brought under climate-resilient practices : By 2027, 10,000 ha of land brought under climate-resilient practices
--	--	--	--	--	---	---

Transition scenarios

In the last two decades, Cambodia has undergone a significant development transition, reaching lower middle-income status in 2015 and aspiring to attain upper middle-income status by 2030. Driven by garment exports and tourism, Cambodia's economy has sustained an average annual growth rate of 7.7 percent between 1998 and 2019, making it one of the fastest-growing economies in the world. Cambodia was one of the fastest countries in the world to vaccinate its population. By mid-January 2022, more than 80% of people had received their second dose and over a quarter had received their third. The Cambodian government shifted its policymaking focus from covid-19 lockdowns to reopening the economy in October 2021. The leadership has reaffirmed its commitment to the reopening plan, despite the emergence of new virus variants. A "safe Cambodia" campaign was launched in November 2021 to market the country as a safe destination for international tourists. However, visitor numbers will not return to pre-pandemic levels until 2024.

This annex is sketching out possible transition scenarios based on the future evolution of the pandemic and its lingering effects on the economy. Emerging impacts due to recent prices surge related to food and fuel imports are additional factors expected to shape further the transition pathway of the country from LMIC to UMIC status over the medium to long term. For the purpose of IFAD engagement in Cambodia, we believe that the base-case scenario is the most likely one.

Table 1

Projections for key macroeconomic and demographic variables

Case	Base	High	Low
Average GDP growth (2022- 2026)	6.6%	7.0%	5.7%
GDP per capita (2022)	5,024	5,441	4,582
Public debt (% of GDP) (2022-26)	38.48%	38.36%	40.52%
Debt service ratio (2023)	36.4%	36.9%	38.6%
Inflation rate (%) (2025)	2.5%	3.0%	3.2%
Rural population	Current 12,667,630 (2020) (End of COSOP period) 11,660,000 (2026) Annual growth rate: -3.1%		
Investment climate for rural business	3.6/6 The 2021 RSPA score for Cambodia stands at 3.6. IFAD's Rural sector performance assessment (RSPA) measures the quality of countries' policies and institutions in the rural sector, for achieving rural development and rural transformation benefitting the poor. Cambodia scored relatively high related to clusters #3, #5 and #6 of the RSPA index respectively in adapting environmental policies and practices, gender and nutrition sensitive projects and abiding by macroeconomic policies for rural development.		
Vulnerability to shocks	4.5/6 Based on the ND-GAIN index score of 38.3 (combining a score of 0.522 on vulnerability and a score of 0.289 on readiness), The high vulnerability score and low readiness score of Cambodia places it in the upper-left quadrant of the ND-GAIN Matrix. It has both a great need for investment and innovations to improve readiness and a great urgency for action. Cambodia is the 36th most vulnerable country and the 33rd least ready country		

Footnotes:

^a Data sources: Economic Intelligence Unit (EIU) "Country Forecasts" with 4-year projections. IMF Country Report No. 21/260 CAMBODIA 2021 Article IV Consultation

^b Rating (1-6), Source Rural Sector Performance Assessment IFAD 12, RSPA 12

^c Rating (1-6), ND-GAIN Country Index-Cambodia, <https://gain.nd.edu/our-work/country-index/>

2. **Base scenario:** Following the Covid-19 induced slowdown in 2020/2021, real GDP growth will average 6.6 percent over the COSOP period. Reopening the economy would

allow a recovery in tourism, with consequent boosts to other service, real estate, and construction sectors. But the course of the pandemic remains uncertain, raising the risk of further stresses on households, small scale farmers, and the agricultural sector. Policy improvements are still being implemented, but domestic and external factors make very rapid growth unlikely. The successful vaccination rate (over 80% with second dose) and the gradual reopening of the economy are predicted to boost growth significantly in 2022 and beyond. Cambodia's public and publicly guaranteed debt as a percentage of GDP remains low at around 38% (as per the latest debt sustainability analysis, DSA). We expect the budget deficit to narrow sharply in 2023, as economic growth accelerates, and to continue to shrink in 2024-25, before registering a small surplus in 2026.

High-case scenario: In the best-case scenario, tourism, strong agricultural supply chains and preservation of the country position in key export markets and achieving full vaccination will allow growth to accelerate further and reach an average of 7% over the cosop period. Public debt will remain sustainable over the long-term. The country will manage to successfully graduate from the UN's Lower Middle-income country, LMIC by the 2030 through a gradual transition to higher-value goods and services as well as by proactively offsetting any loss of preferential trade arrangements, including for agricultural products. Under this scenario, authorities remain committed to promoting inclusive growth while strengthening financial and external stability, maintaining fiscal sustainability, and improving governance. The government will continue to increase spending (mainly on healthcare, in response to Covid-19). We expect the budget deficit to narrow sharply in 2023, as economic growth accelerates, and to continue to shrink in 2024-25, before registering a small surplus in 2026.

Low-case scenario: Lingering pandemic effects compounded with possible future outbreaks could force authorities to take more stringent containment measures, disrupting supply chains, weakening household consumption, and delaying the implementation of development projects, further pushing the poorest and most vulnerable into poverty and food insecurity. The emerging effects of the ongoing Ukraine conflict will further affect the economy through prices increases in food and fuel imports. In this scenario, GDP growth is expected to be significantly below the existing trendline at 5.7%.

Implications on IFAD's Country Programme

- **Lending terms and conditions-** Cambodia is a lower middle-income country that is currently receiving loans on Highly Concessional terms but transiting to blended terms under IFAD12. Loans on highly concessional terms have a maturity period of 40 years, including a grace period of 10 years starting from the date of approval by the Executive Board. They are offered free of interest, but bear a service charge on the principal amount outstanding. Loans on blended terms have a maturity period of 25 years including a grace period of five years starting from the date of approval by the Executive Board. Cambodia is also eligible for access to BRAM (Borrowed Resources Access Mechanism). Lending terms under BRAM offered to Cambodia are ordinary terms/Category 1 with maximum maturity period of thirty-five (35) years, including a grace period of maximum ten (10) years, subject to a maximum average repayment maturity of twenty (20) years. These BARM terms offered to LICs and LMICS are subject to the standard maturity premium differentiation, which together with the other elements of the pricing structure, will ensure a minimum cost recovery of IFAD's cost of funding the borrowed resources. In all presented scenario, debt sustainability remains high and the country's creditworthiness will allow it to absorb all available IFAD resources (both under PBAS as well as BRAM) if it wishes so.
- **COSOP priorities and products** (e.g., investment projects, policy engagement, reimbursable technical assistance), It expected that cosop priorities and associated products will remain highly relevant irrespective of transition scenarios. However,

given the slightly less concessional resources available under BRAM, the country might choose to forgo them totally or partially. In that case, the overall investment envelope will be significantly lower than the one available under the previous IFAD 11 lending cycle. This would entail changes in the number and size of investment projects to be included in the pipeline over the cosop period. Furthermore, given the country current focus on charting sector-based pathways for post-pandemic economic recovery, IFAD will need to be more proactive in policy engagement to better accompany country's efforts towards a more sustainable and inclusive rural transformation.

- **Co-Financing opportunities and partnerships** Due to higher government revenues, domestic co-financing and partnership opportunities should increase under the high scenario. The low case, on the other hand, would limit co-financing opportunities both domestically and internationally.

Agricultural and rural sector issues

Table : Agriculture Sector Key Indicators

Indicator	Data	Target	Source
Multi-Dimensional Poverty	37%		UNDP 2019
Vulnerability (1.5* Poverty? WB)	55%		OECD 2014
Total value added in agriculture (billion riel)	22,790	31,852	ASMP
Implied target agriculture growth rate		3%	ASMP
Agriculture as share of GDP	21%		ASMP
Crops % of agriculture GDP	59%		ASMP
Livestock % of agriculture GDP	11%		ASMP
Fisheries % of agriculture GDP	23%		ASMP
Forestry % of agriculture GDP	7%		ASMP
Agriculture as share of employment	36%	24%	ASMP
Productivity of Agriculture Labour (value added / day)	\$1,986.00	\$4,625.00	ASMP
Share of processed ag exports in total product exports	7%	15%	ASMP
Rice land as % of arable land	79%		WDI
Rice Yield (t/ha)	2.97	3.335	ASMP
Mechanisation (harvesting)	70%		ASMP
Women's Empowerment in Agriculture Index	72%		SAAMBAT survey
Number of smallholders	1,726,000		CIAS
Length of rural roads in good condition	30,860	43,818	ASMP
% of households with electricity	72%	90%	NSDP
% of land under irrigation	9.70%		ASMP
Rate of irrigated rice crop capability	55.00%	59%	ASMP
Number of MFIs	85		CMA
Number of borrowers	2,028,520		CMA
MFI Interest Rates	18%		Legal max.
Rural hh with less than 0.5 ha	15%		ADB
Rural hh with no land	23%		ADB

Structure, main features and production systems

1. Cambodia's **agriculture sector** has declined in importance compared to manufacturing and services, but in 2020 still provided about 35% of employment and 22% of GDP. Rice, the staple crop, accounts for about 79% of arable land and about 50% of agricultural GDP. Productivity of land is low compared to neighbouring Thailand and Vietnam, while agriculture labour productivity, though rising rapidly, still lags behind the non-farm sectors. Only about 10% of crop land is fully irrigated, with most crops being rain-fed and typically limited to one crop cycle per year.

2. Agriculture based on smallholder production is the basis of Cambodia's rural economy and remains essential for employment and household incomes. Agriculture will make an important contribution to the growth and modernisation of Cambodia's economy and to diversifying Cambodia's exports, which are currently over-dependent on manufacturing and tourism. However, productivity of small farms remains low and constrained by inefficient scale and lack of modern techniques, while smallholders and landless households depend on income from highly insecure casual labour. These households risk being "left behind" and failing to benefit from Cambodia's increasing national prosperity.
3. Cambodia has 1.7 million farm households with 6.8 million people, or about 40% of the population. About 75% of these farmers are defined by the National Institute of Statistics (NIS) as smallholders, with holdings typically around one to two hectares (though typical farm sizes are larger in less densely populated provinces). Almost all (98%) of farmers own their land, though mainly under informal titles. Only 4% of agricultural households rent land. Most smallholders supplement agriculture with nonfarm income sources such as labouring work, often on larger commercial farms. About 40% of farm households produce primarily for the market. About 23% of rural households are landless and a further 15% own less than 0.5ha; these households depend mainly on wage labour.
4. Cambodia is self-sufficient in rice, the staple crop, and produces a substantial surplus for export. Other important export commodities include rubber, cassava and various tree crops. However, exports are primarily of raw materials and are often informal, with Vietnam in particular importing large amounts of Cambodian raw materials for processing and onward sales. GOKC has set the target to increase formal exports of processed agriculture produce from 7% to 15% of goods exports by 2030. Cambodian agribusinesses face higher credit costs than those in neighbouring countries. Transport costs are high and logistics facilities including cold chains are underdeveloped. Therefore, Cambodia finds it difficult to compete on price with other producers.
5. About 30% of fruit and vegetables consumed in Cambodia are imported from neighbouring countries, with the proportion sold in urban markets much higher. Cambodian horticulture is underdeveloped with insufficient investment in irrigation, greenhouses, cold chains etc, and finds it difficult to compete with imports on price. There is a growing urban market for safe vegetables with low chemical residues, so strengthening of certification and origin tracing systems is important for growth in this sector. However, the Cambodian Good Agriculture Practice (CamGAP) certification scheme is not accessible for small farmers under present arrangements.
6. Typically, smallholders' farms are by nature diversified across three main agroecological components:
 - a. Paddy field in lowland, inundated in wet season, more and less subject to floods in wet season (May-October) and sometimes irrigated in dry season (November-April). Paddy land area average 2 Ha per farm holding nationwide. Around 40% of farm households producing paddy rice have access to irrigation.
 - b. Gardens in "upland" non-inundated areas, where non paddy crops are grown on relatively small area per farm holding engaged in such production: cassava (av. 2 Ha per holding), maize (av. 1.6 Ha per holding), cashew (av. 2 Ha per holding), banana and mango grown both around village settlements and in orchards.

- c. Market-focused horticulture production is concentrated in areas with good transport links and suitable agro-ecological conditions including year-round water supply. Plots are generally small but can be highly productive, particularly where modern technologies such as drip irrigation and net-houses are used.
7. In all agro-ecological zones, home garden production of vegetables and fruit, primarily for self-consumption but with a surplus sold to local markets, is common. Small livestock, primarily native “backyard” poultry and pigs, are commonly kept. These activities are often undertaken in addition to field crop farming and by households with limited land that live primarily by non-farm work.
8. There are important barriers to overcome so that small farmers can produce efficiently for well-developed value chains and employment-generating agribusinesses serving export and domestic markets. Strong producer organisations are needed to combine small farmers to produce at scale, access services and become attractive partners for agri-business. To realize this potential, strengthening of producer organisations must be complemented by investments at farm level and in producer organisation enterprises and facilities. Productive investments can be financed by farmers and the private sector, but access to credit on suitable terms is a barrier at present. There are technical challenges to overcome, for example, the need to create a disease-free supply chain for cassava planting material. Agribusinesses need support including improved business skills, market intelligence and access to finance. New export markets are opening as a result of GoKC’s negotiation of trade agreements, but technical knowledge and facilitating public services are needed to exploit these opportunities.
9. Farming remains a highly risky activity, impacted by extreme weather events in a changing climate (drought, floods, heat waves), pest and disease outbreaks (cassava, banana, livestock), rural migration, and fluctuating market prices. In this context, resilient farming businesses need support to mitigate such risks through diversifying away from low value commodities and transition towards premium products. Value addition through post-harvest and processing operation also provide more diversified income, generate revenue and contribute to sustainable economic growth in the agricultural sector.
10. **Opportunities for future growth:** Cambodia’s agriculture sector has proved resilient during the COVID pandemic. Due to completed and ongoing trade negotiations there are opportunities for future export growth, contributing to GoKC’s 3-R strategy for post-pandemic recovery. Domestic agriculture markets are large with a high proportion of imports, creating an opportunity for import substitution which has an equivalent on the balance of trade to increased exports.
11. **Missing middle / Aggregator:** This are still a significant barrier for smallholder production to achieve the scale and consistent quality of produce meeting the needs of export and domestic markets. The aggregation role of Agriculture Cooperatives / Producer Organisations (AC/PO) is still weak. To achieve at scale, smallholders need to produce in a coordinated manner through synchronised cropping calendars. The best ACs and their Unions (UACs) are functioning well, providing effective services to their members, aggregating and coordinating production and helping agri-businesses communicate with farmers and negotiate purchasing contracts at scale. Those ACs have benefited from quality capacity building assistance, which is demonstrated as a highly cost-effective investment. There is a large gap between the best and the rest, with most producer organisations not yet at this level. There is also a need for investment in enterprises at the cooperative level, for example, logistics, post-harvest etc.

12. **Access to Finance, Information, Input and Water:** Leading smallholder farmers achieve good results using modern technology, but the majority of farmers lag behind. Barriers include access to credit on appropriate terms as well as technique, market intelligence and key inputs such as improved planting materials. Access to water is another key constraint. In some value chains there are specific issues to overcome, for example, the need for disease-free planting material for cassava.
13. **Gradually move to premium market:** Cambodia faces a challenge to compete on price. Processors face high costs in areas such as logistics, energy and cost of credit compared to neighbouring countries. Only about 10% of Cambodia's total agricultural outputs are processed within the country. Other than rice milling and basic processing of rubber and pepper, the agro-processing sector is largely underdeveloped. Cambodia agriculture products are recognized by international market as being of high quality. Given also the relatively high costs of production, Cambodia may be better placed to compete for premium markets rather than in bulk commodity markets where price is the main consideration. There is a small but increasing number of agri-businesses investing in processing to meet the needs of premium markets.
14. **Major agri-businesses** still face shortages of working capital. The most successful processors for export markets are overcoming these challenges, but others are operating well below capacity and potential new investors are cautious. Lack of experience is a problem. Some firms do not yet fully understand their target markets and customer requirements. Firms also need stronger skills for choice of technology and business set-up in order to become internationally competitive.
15. **Logistic and trade agreements:** For all export value chains, trade facilitation and logistics improvements are key issues. There is a real need to explore the possibility of transit of Cambodia agricultural produce through ports of neighbouring countries (Vietnam, Laos, or Thailand). SPS facility and cross border trade agreement are needed for some value chains.
16. **Certification:** CamGAP certification is increasingly important for the premium horticulture supply chain for domestic markets, but it is not accessible for small farmers under present arrangements. For export, processors obtain certification under various schemes (e.g. ECOCERT) depending on their specific needs.
17. **Income diversification:** Structural transformation leads to much of the current agriculture workforce, including many in IFAD's core target group, gradually transitioning from agriculture-based to non-agricultural livelihoods. For the rural poor in this group, who will not become specialised market-led farmers, the value chain development approach creates opportunities to benefit from creation of secure, decent employment opportunities including skilled and unskilled work.
18. Cambodia's **rural infrastructure** was very under-developed after decades of poverty and war in the late 20th century. Accordingly, GOKC has placed a high priority on investment in this area and this is showing results. Nevertheless, of Cambodia's approximately 45,000 km of rural roads, only about 31,000 km in good condition (ASMP). Effective financing and implementation of maintenance remains an issue. Partly for this reason, farm-to-market transport costs are significantly higher than in neighbouring countries [reference].
19. Cambodia has achieved a rapid expansion of its **electricity grid** in the past decade, with over 90% of the population now having access to electricity. Tariffs are higher than in neighbouring countries. A reduced rate off-peak tariff has been introduced specifically for irrigation pumping, but effective roll-out has been slow. According to the ASMP, ten

Agriculture Cooperatives (AC) were able to access this reduced tariff in 2019, with a target of reaching 220 AC by 2030.

20. GOKC has high ambitions to develop a modern **digital technology sector** and to move from Cambodia's current mainly low-technology manufacturing base to "Industry 4.0", thereby laying the foundations for promoting digital adoption and transformation in all sectors of society – the state, citizens, and businesses – to promote new economic growth and improve social welfare in the "new normal". Specific policy measures under the framework include: enabling digital businesses focusing on enterprise transformation, entrepreneurial and start-up ecosystems, and the digital value chains. A background note on digital development in Cambodia is annexed to this Agriculture and Rural Sector Issues paper.
21. **Mobile telephone coverage** is good and Cambodia an emerging software sector. IFAD surveys have found that over 90% of rural households own smartphones, most typically used by the younger generation. IFAD has successfully supported development of one mobile application for smallholders (Chamka - Apps on Google Play) and is supporting development of an ambitious Khmer Agriculture Suite through the SAAMBAT project. Further investment in digital technology has potential to improve agriculture input and product markets and access to financial services and is also strongly aligned with IFAD's priority on youth.
22. **Climate Change** is a severe threat to Cambodia agriculture, particularly because of its heavy dependence on rain-fed crops. Effects commonly cited by Cambodian farmers include more irregular rainfall patterns, making crop planning difficult. Losses through flood and drought are already a serious problem and are likely to increase. In the longer term, high temperatures could reduce rice yields, increase prevalence of pests and animal diseases and make some crops or varieties non-viable in some parts of the country.
23. The most urgent **environmentally unsustainable practice** within the Cambodian agriculture sector is conversion of remaining forest land, including flooding forests that are vital breeding grounds for valuable freshwater fish species. The rate of deforestation appears to have slowed but some encroachment continues, including in protected areas. Use of wood and charcoal as the primary cooking fuels increases pressure on forest resources. Cambodia enjoys abundant water resources overall but there are risks of over-exploitation locally, including by pumping groundwater for irrigation. Pumping and other energy-intensive agriculture processes most often use diesel engines, resulting in greenhouse gas emissions. Overall use of agriculture chemicals remains relatively low but is increasing and is poorly regulated.
24. **Nutrition:** Prevalence of undernourishment decreased from 17% in 2004/2006 to 6.2% in 2019, but overall prevalence of food insecurity in the general population is still high: severe food insecurity affects 13.4% of the population and moderate food insecurity 44.8%⁹. Cambodia's nutrition profile indicates severe nutritional deficiencies, namely high rates of stunting in under five-year-old children and anemia in women of reproductive age. Key micronutrient deficiencies include iron-deficiency anemia, which affects 56 percent of children, and anemia not specific to iron-deficiency, which affects 44 percent of women of reproductive age¹⁰. Interventions should focus on the 1 000 day "window of opportunity" from pregnancy to a child's second birthday, emphasizing a combination of nutrition-specific and nutrition-sensitive approaches. The diet of agricultural households is mainly composed of cereals (predominantly rice), vegetables,

⁹ World Bank: <https://data.worldbank.org/indicator/SN.ITK.SVFI.ZS?locations=KH>

¹⁰ International Food Policy Research Institute (2017). Climate change, gender and nutrition linkages: Research priorities in Cambodia.

fish, meat, and—to a lesser extent—fruit, root crops, and legumes¹¹. Stunting is negatively associated with dietary diversity. In particular, the consumption of animal-source foods was found to be a protective factor against stunting and underweight in children¹². Fish is the primary source of protein for children. The consumption of pulses, an important source of both protein and micronutrients, is low. The main causes of food shortages in agricultural households include low levels of food production due to lack of capital and land area, and crop losses due to heavy rain, drought, or pests¹³. These factors often have negative implications for nutritional status, and might be further exacerbated by climate change.

25. **Gender:** Globally, some progress on women’s rights has been achieved. In Cambodia, 18.5% of women aged 20–24 years old who were married or in a union before age 18. The adolescent birth rate is 30 per 1,000 women aged 15–19 as of 2012, down from 46.1 per 1,000 in 2009. However, work still needs to be done in Cambodia to achieve gender equality. As of February 2021, only 21.6% of seats in parliament were held by women. In 2018, 9.1% of women aged 15–49 years reported that they had been subject to physical and/or sexual violence by a current or former intimate partner in the previous 12 months. Also, women and girls aged 15+ spend 12.5% of their time on unpaid care and domestic work, compared to 1.3% spent by men¹⁴. Despite higher levels of participation in the agriculture sector than men, women’s economic empowerment is constrained by the low level of benefits that women receive and by barriers to their agency. Women’s disadvantaged position in agriculture is evident in their lower access to land, extension services, financial services, markets, and technology. Activities within the agriculture sector are highly gendered¹⁵. In Cambodia, women in rural areas are especially dependent on local natural resources for their livelihood, because of their domestic responsibilities to secure water, food and energy for cooking and other household activities. The effects of climate change, including drought, uncertain rainfall and deforestation, make it harder for them to secure these resources. Compared with men, women face historical disadvantages, including limited access to decision-making and economic assets that compound the challenges of climate change¹⁶.

26. **Youth:** In Cambodia youth are defined as people aged 15–29. The number of youth neither in employment nor in education or training (NEET) in Cambodia was 6.4% in 2014, including 6.2% inactive non-students and 0.2% unemployed non-students. This was a decline from 8.7% in 2004. In 2014, 10.4% of young women were NEETs while only 2.2% of young men 2.2% were NEETs. The NEET youth prevalence in urban areas was 6.7% and 6.3% in rural areas. Household background also made a difference as there were 7.9% NEETs in the poorest quintile compared to 5.2% in the richest, and 38% of NEETs were from agricultural households¹⁷. More than 80% of youth live in rural areas and the majority of youth work in the agriculture sector. Yet if they had an opportunity to migrate to the city or another country, or find jobs in another sector, they would. The percentage of youth working in the agricultural sector dropped from 83.5 percent in 1999 to 47.1 percent in 2013 and continues to decline. Youth that do work in agriculture mainly work on the family farm. Despite the overall decline, agriculture remains an important

¹¹ NIS–MAFF (National Institute of Statistics, Ministry of Planning, in collaboration with the Ministry of Agriculture, Forestry and Fisheries, Kingdom of Cambodia). 2015. Census of Agriculture in Cambodia 2013.

¹² Darapheak, C., T. Takano, M. Kizuki, K. Nakamura, and K. Seino. 2013. “Consumption of Animal Source Foods and Dietary Diversity Reduce Stunting in Children in Cambodia.” *International Archives of Medicine* 6: 29.

¹³ NIS–MAFF (National Institute of Statistics, Ministry of Planning, in collaboration with the Ministry of Agriculture, Forestry and Fisheries, Kingdom of Cambodia). 2015. Census of Agriculture in Cambodia 2013.

¹⁴ UN Women. Cambodia – Country Fact Sheet <https://data.unwomen.org/country/cambodia>

¹⁵ Asian Development Bank (2015). Promoting women’s economic empowerment in Cambodia.

¹⁶ Ministry of Women’s Affaires (2014). Gender and climate change, green growth and disaster management.

¹⁷ OECD Development Centre (2017), “Youth Well-being Policy Review of Cambodia”, EU-OECD Youth Inclusion Project, Paris.

economic sector. However, without access to land, there can be no agricultural work. It is especially difficult for rural youth in Cambodia to access land of sufficient size for farming. Young people are not considered in arrangements for land tenure and distribution. Youth also face tremendous difficulties accessing financial services, particularly in rural areas. Few financial products are tailored specifically to young people, and financial institutions often perceive young people as riskier clients than adult farmers. The use of information and communications technology (ICT) is spreading rapidly among the Cambodian population. Limited access to the Internet – even to electricity in some villages – is a major constraint for young people in rural areas. In Cambodia, middlemen have more influence than smallholder farmers do over agricultural terms of trade. In general, long marketing chains present a challenge: they involve numerous intermediaries who diminish profits for farmers or supply credit for inputs at high interest rates. The situation is exacerbated by many (young) farmers' lack of knowledge about how markets work. Upstream development of value chains also faces various challenges in terms of availability (rural supply of inputs), access (farmers' ability to purchase inputs) and utilization (farmers' capacity to apply inputs and optimize their benefits)¹⁸.

27. Cambodia is home to a range of **ethnic minorities**. Indigenous groups, often referred to as highland peoples, are estimated to represent 1.4 to 2.0 per cent of the Cambodian population, or around 250 000 people. There are at least 17 different language groups living in ten of Cambodia's 24 provinces. Members of these groups are among the poorest and most marginalised segments of Cambodian society, with the most limited access to health, education and other services. Mortality rates of children are twice the national average and school enrolment rates for girls in the northeast (where many indigenous people live) are significantly lower than other areas of Cambodia. Ethnic minority communities previously reliant on shifting agriculture are finding that land is becoming scarcer and natural resources are being depleted, which undermines traditional livelihoods and coping mechanisms¹⁹. The poverty of indigenous communities is not only associated with land alienation, poor public services and the economic downturn, but also to the lack of representation of indigenous peoples in decision-making and in formulating and enforcing policies and laws²⁰.

28. **Persons with disabilities:** Eleven percent of women and nine percent of men in Cambodia live with disabilities; as a result, they are more likely to be poor, have low educational attainment and experience discrimination and exclusion²¹. Women living with disabilities also face considerable domestic violence and limited access to services^{22,23}. Persons with disabilities are among the most vulnerable groups in Cambodian society. They lack equal access to education, training and employment. This constant lack of opportunity alienates them from fully participating in their communities. While many persons with disabilities have considerable skills, many have not had the opportunity to develop their potential²⁴.

Policy and Regulatory Framework

29. The overarching policy document guiding the strategy of the GOKC is the **Rectangular Strategy for Growth, Employment, Equity and Efficiency**, currently

¹⁸ FAO (2019). Preparing and accessing decent work amongst rural youth in Cambodia.

¹⁹ CARE Cambodia. Ethnic Minority Women. <https://www.care-cambodia.org/emw-background>

²⁰ IFAD (2012). Country Technical Notes on Indigenous Peoples' Issues: Kingdom of Cambodia.

²¹ National Institute of Statistics, Directorate General for Health and ICF International. 2015. Cambodia Demographic and Health Survey 2014.

²² Swedish International Development Cooperation Agency. 2015. Disability Rights in Cambodia.

²³ Astbury, J. and F. Walji. 2013. Triple Jeopardy: Gender-based Violence and Human Rights Violations Experienced by Women with Disabilities in Cambodia. Canberra, AusAID.

²⁴ International Labour Organisation (2009). Inclusion of persons with disabilities in Cambodia.

in its fourth phase for 2019-2023 (RS-IV). The RS-IV places promotion of the agriculture sector and rural development within its Inclusive and Sustainable Development pillar. Sector priorities identified in the RS-IV include strengthening the legal and regulatory framework, improving productivity, quality and diversification, upgrading the processing industry, promotion of vegetable production to substitute for imports, promoting exports, improved land management, rationalising investment in irrigation systems and rural infrastructure investments.

30. The **National Strategic Development Plan** (NSDP) 2019-23 adds detail and monitoring targets to the strategic goals set by the RS-IV.
31. The **Agriculture Sector Master Plan** 2030 (ASMP) was identified as a policy priority in RS-IV and the NSDP and was prepared with assistance from the IFAD-ASPIRE project. The ASMP sets the development goal “To increase agricultural growth with high competitiveness and inclusivity by providing high quality products which result in food safety and nutrition by taking into account sustainable land, forestry and fisheries resource management’ with key goal-level indicators for total value added in agriculture and for productivity of agricultural labour. The ASMP sets four Strategic Objectives (1) To enhance agricultural value chain and its competitiveness; (2) To strengthen infrastructures and trade facilitation in agriculture; (3) To promote sustainable land, forestry and fisheries resources management; and (4): To improve institutional management, regulations, and human resource development.
32. Other key policy documents for the agriculture sector include the **Agriculture Development Policy** (nearing finalisation) and the **Policy on Agriculture Extension in Cambodia (PAEC)**, recently updated with support from IFAD-ASPIRE. The PAEC commits Cambodia to developing a pluralistic extension service.
33. GOKC’s post-COVID strategy for **Recovery, Reform and Resilience** (3R) identifies agriculture as a key sector to return to the pre-crisis growth path as part of its stabilisation and socio-economic restoration pillar. The policy introduces a strengthened emphasis on promotion of agriculture exports, taking advantage of recent and ongoing trade negotiations, particularly with the important Chinese market and with South Korea. The 3R strategy identifies the potential for large-scale employment creation in production and processing of specific commodities, including cassava, mango, cashew, red corn and rubber.
34. Cambodia’s **climate change response** is led by the inter-Ministerial National Council for Sustainable Development (NCSD) with its secretariat in Ministry of Environment (MoE). Key policy documents include the Cambodia Climate Change Strategic Plan 2014-23 and Cambodia’s Nationally Determined Contribution to the United Nations Framework Convention on Climate Change (UNFCCC), updated in 2020. Aligned with these documents is MAFF’s Climate Change Action Plan (2016) which targets improvements in food security and farmers’ livelihoods through disaster risk reduction, adaptation and mitigation measures, promotion of sustainable production of livestock and rubber and enhanced sustainable management of forests and fisheries.
35. **Social inclusion.** The Ministry of Women Affairs (MoWA) is implementing its five-year strategic plan for strengthening gender mainstreaming and women’s empowerment (Neary Rattanak V, 2019-2023). In 2011, the Cambodian Government developed the National Policy on Youth Development. The Government’s commitment to ensuring food and nutrition security is consistent with the Rectangular Strategy for Growth, Employment, Equity and Efficiency Phase IV (RS-IV 2019–2023). In 2019, the Government approved the National Policy on the Development of Indigenous Peoples.

The Government has enacted several laws and strategies to improve the lives of persons with disabilities.

36. In line with the **structural transformation** of the Cambodian economy, the agriculture share of GDP declined from around 33% in 2010 to 21% in 2019. This relative decline is projected to continue, but the Agriculture Sector Master Plan (ASMP) targets growth in absolute terms of 3% per year to 2030. Agriculture share of employment was 36% in 2019 and is expected to fall to 24% by 2030. Thus, Cambodia needs to produce more with less workers, and GOKC has established the key target to increase productivity of agriculture labour from \$US 1,986 per worker in 2019 to \$US 4,625 by 2030, a target that is consistent with eliminating poverty amongst farmers and agriculture employees.

Public Sector Institutions

37. Ministry of Agriculture, Forestry and Fisheries (MAFF) is the key institution responsible for regulation and promotion of agriculture production. Ministry of Water Resources and Meteorology (MoWRAM) oversees irrigation development and coordinates with MAFF through the Technical Working Group on Agriculture and Water (TWG-AW). Other Ministries with important roles related to agriculture and rural development include Ministry of Rural Development (MRD), which amongst other mandates is responsible for rural road infrastructure; Ministry of Commerce (MoC) responsible for business and trade promotion, Ministry of Industry and Handicrafts (MIH) with agro-industry responsibilities and Ministry of Women's Affairs (MoWA) promoting gender equity and women's economic empowerment.

38. Cambodia has three levels of sub-national administration which consist of the capital and 25 Provinces, which are sub-divided into (urban) Municipalities and (rural) Districts and into (urban) Sangkats and (rural) Communes. Cambodia has an active decentralisation programme intended to progressively transfer public service functions to sub-national administrations, particularly at the District / Municipality level. Provincial technical departments (e.g. Provincial Department of Agriculture, Forestry and Fisheries, PDAFF) are within the structure of their parent Ministry, although the Provincial Board of Governors has some oversight and coordinating responsibilities. Under the decentralisation programme overseen by Ministry of Interior (MoI) and the National Committee for Sub-National Democratic Development Secretariat (NCDD-S), technical service delivery functions at District / Municipality and Commune / Sangkat levels have been grouped under the local governments, though capacity remains very limited as yet.

Farmer Organisations

39. GoKC promotes the formation of Agriculture Cooperatives under the Law on Agriculture Cooperatives 2013. To date, there are approximately 1,200 formally registered ACs with more than 155,000 members. Some ACs have combined into Unions of AC (UAC) which is also a structure defined in law and regulation. There are a number of other types of formal farmer organisation, including Farmer Water User Communities organised by MoWRAM, and there are numerous informal groupings.

40. The best AC are functioning well, providing effective services to their members, aggregating and coordinating production and helping agribusinesses communicate with farmers and negotiate purchasing contracts at scale. The best ACs have benefited from quality capacity building assistance, which is demonstrated as a highly cost-effective investment. There is a large gap between the best and the rest, with most producer organisations not yet at this level. There is also a need for investment in enterprises at the cooperative level, for example, logistics, post-harvest etc.

41. **The aggregation role of AC/PO**, either formal or informal economic entities, is the most important element in the view of processors / exporters. In the case of

vegetables for example, AC/PO can organise a large number of farmers to produce in a coordinated manner through synchronised cropping calendars to ensure a regular supply of the produce needed by buyers throughout the year. The AC/PO can also help ensure that the producers are of consistent quality by providing advice to farmers and ensure that produces meet with the level of quality and safety expected by the market, either through formal certification (GAP, OA) or through a trust-based relation between buyers and the AC/PO. These farmers' organisations can also play a role in performing the first post-harvest operations at the aggregation stage to facilitate logistics at collection points / loading docks supported by investments under Component 1.

42. Under the ASPIRE and AIMS projects, 2584 informal groupings of farmers and local value chain businesses have been formed, with a total membership of more than 88,000 smallholders. A recent assessment suggests that around 25% of these established business clusters have acquired skills and experience in organising commercial production and engage with private stakeholders to access reliable and remunerative markets extension services, finance, input and equipment supply, etc. As a second tier, another half of the business clusters (some established more recently) have gained medium capacity and are on the path to become mature market-ready producers organisations. At national level, several umbrella farmers' organisations are engaging in policy dialogue with public agencies and facilitate networking among Producers Organisations, and with civil society, private sector entities, development partners and other stakeholders: The SMILE Khmer vegetable Network, supported by GrowAsia, the Farmer and Nature Net ([FNN](#)), Cambodian Farmers Federation Association of Agricultural Producers ([CFAP](#)), among others.

Role of the Private Sector

43. Cambodia has a small but growing number of successful **agri-businesses** serving both domestic and export markets but growth of the sector (beyond the rice value chain) needs more capable, experienced and well-capitalized firms and an associated enabling environment of public infrastructure and services critical to support the development of internationally competitive Cambodian supply chains in priority sectors.

44. Cambodian processors face high costs in areas such as logistics, energy and cost of credit compared to neighbouring countries. Lack of working capital is a problem. Exporters need more access to markets and also transit agreements allowing produce to be exported via ports in Vietnam or Thailand. Sanitary and Phyto-Sanitary (SPS) needed for some value chains are lacking.

45. The most successful processors for export markets are overcoming these challenges, but others are operating well below capacity and potential new investors are cautious. Lack of experience is a problem. Some firms do not yet fully understand their target markets and customer requirements. Firms also need stronger skills for choice of technology and business set-up in order to become internationally competitive.

46. Private sector entities have an increasingly important role in mainstreaming sustainability and social inclusiveness in the agricultural sector. Private companies are a driving force being the on-going transition from subsistence agriculture to export oriented commercial agriculture. By complying with import countries requirements for sustainability, transparency and sustainability of agricultural products supply chains, private companies directly promote higher production and post-harvest standards (GAP and Organic standards). Several leading private companies²⁵ in Cambodia are setting the

²⁵ AMRU rice and Signature of Asia in organic rice production for export, Natural Agriculture Village and REMIC in safe vegetable production for the domestic market), SELA in the premium pepper market for export, MISOTA and in mango processing, etc

example in pursuing an inclusive and sustainable agenda when engaging in contract farming with Producers Organisations.

47. These companies all face difficulties in ensuring a reliable and consistent supply of raw agricultural products from small individual producers and have expressed interest in interventions aiming at assisting smallholders and informal producer organisations to structure themselves in Agricultural Cooperatives and Union of Agricultural Cooperatives. They have also expressed concern in ensuring adequate seed systems, maintaining and improving soil fertility through crop rotation and adequate crop calendars, managing the impacts of pests and diseases outbreaks, strengthening certification systems (including Internal Control Systems), and building the management capacity of producers' organisations. All these areas of concern present high potential for intervention by current and up-coming projects under the current COSOP.
48. Cambodia has a very active **microfinance** industry, with 85 institutions represented in the Cambodia Microfinance Institute (weblink) and two million loans outstanding, roughly one for every 1.6 households. Nevertheless, smallholder farmers and rural SME in particular find it difficult to access non-seasonal finance, which is typically secured on land as collateral. The ASMP recognises the need to expand credit opportunities. Two government banking institutions have been established, the Agriculture and Rural Development Bank (ARDB) and the SME Bank. IFAD has cooperated with ARDB including through the ongoing AIMS project, however, participating small farmers report that processing of loan applications is very slow.

Rural sector issues: Background on digital technologies in Cambodia

Key Policies:

Cambodia enjoys widespread mobile phone coverage and almost 50% of farm households own smartphones. There is thus considerable scope to increase the use of digital technology to improve information flows and market connections in smallholder farming. **The Cambodia Digital Economy and Social Policy Framework 2021-2035** is expected to inject fresh momentum into Cambodia's vision for information and communication technology (ICT) sector promoting opportunities to boost productivity, efficiency and economic competitiveness. Under the framework, Agriculture has been identified as a key economic growth sector propelled by digital government and public services, data driven governance and promotion of digital value chains.

Potential for Digital Technologies

Digital technologies have the potential to be integrated to support the key development objectives under the new projects and country strategy, through scaling-up existing tools and solutions already piloted under the programmatic approach followed by the portfolio. IFAD has already supported the development of a successful mobile application for smallholder farmers, Chamka (now over 50,000 downloads) with a range of functions including technical knowledge sharing, information exchange, market facilitation and a digital farmer diary. The SAAMBAT project supports development of the Khmer Agriculture Suite (KAS), which is intended to become a common platform to support development of a digital economy for agriculture in Cambodia. The programme will also support a suite of applications along with full agriculture value chain generating data and providing bundled services for farmers. SAAMBAT also supports a digital literacy for youth and intends to work with IFAD Business Cluster Farmers to assist them to access and use already available applications on their smartphones as well as to facilitate roll-out of KAS applications. ASPIRE-AT will link to KAS to support ICT development and work with Business Clusters and support their graduation to formal Agri cooperatives. Potential areas of use of ICT under the COSOP and the projects include:

Pre-Production	Production and Aggregation	Post production – Supply/Value chain
digital extension services including climate smart technologies; Farm Advisory Crop, Pest management, weather and climate advisories based on farm data collection- soil, land, location etc. [example- Chamka App, AngkorSalad, Cropln]	Developing, Tracking, monitoring of AC/PO led Business Plans Individual and aggregate level tracking supporting monitoring and financing of business plans (Integration in MIS system) [example- Agri Plan, IFAD]	Traceability for specific produce through QR codes, geomapping to increase market potential (example- AngorSalad, KAS supported apps, SourceTrace)
Farmer Diary, Production Planning, Business Planning [CHAMKA, Kotra Riel]	market intelligence; market facilitation , virtual markets Example- (CamAgriMarket, CAVAC)	Linkages with E-platforms and other integrated for B2B and B2C sales (Agribuddy, Facebook Platforms)
Access to Finance- digital Credit history for farmers, cooperatives etc. to ease access to credit, Mobile wallets and digital Payment Systems for ease of transactions (BhanJi, TonleSap-AMK Microfinance)		
Data Collection and M&E- support data collection and analysis [Example- Kobo toolbox, TaroWorks]		

Table Below provides details on the type of solution that can be integrated through IFAD supported projects:

Type of Solution	Mode of delivery	Types of Users	Number of expected users, costs
Farm Advisories on crop, weather, pests based on basic farm analysis	IVRS, Mobile apps and web applications etc.	Farmers, extension staff etc.	Could cover almost all farmer involved in production. Costed per farmer usually and could be covered by engaging with market players

Customised community Video content	Smart Phones, community Video	Farmers, extension staff etc.	Large Scale usage for specific crops. Costed usually by crop
Climate smart technologies using AI, geomapping	Smart Phone		Specific VC. Costed per farmer usually and could be covered by engaging with market players
AC business planning and Management	Customised solution integrated with Project MIS- web, mobile	AC, Project staff	Cooperative +Project Staff. One time solution and running costs borne by cooperative.
Traceability for select value chains	Smartphones to capture geo-location	Farmers, Project staff	HH involved along select value chains, project staff, private sector. High implementation costs to be integrated along VC development and covered by market players.
e-wallets, digital financial services (tbd)	Smartphones	Rural HH, Banks, project staff	Limited to select HH under pilot/implementation. Initial costs and then small service fee

Partnerships

IFAD's **key partners in ICT development** in Cambodia at present are Bronx Technology (mentioned above) and Techo Startup Center (TSC), which is leading development of the KAS and is closely linked to MEF and to the Royal University of Phnom Penh. IFAD will continue to work with these partners and also to build partnerships with other agencies such as Grow Asia (implementing Korean Supplementary Funded Grant), private sector (Agtech and Fintech companies such as Agribuddy, BhanJi, AngorSalad, KiU, AMK etc.) involved in ICT development for smallholder value chains and the rural economy.

Risks and Mitigation Measures

	Risks	Mitigation Measures
1	Human Capital: lack of basic skills of using ICT facilities in agriculture, inability of government to deliver adequate ICT knowledge to farmers	Facilitation of digital skills along project delivery, supporting government policy in skill development
2	Inclusion issues- Lack of access of women and youth to digital infrastructure	Integrating women and youth along project design as key beneficiaries and partners; solution design- type of solution, timing to facilitate participation
3	Infrastructure: Inadequate and unstable power supply, cost of hardware and software are high with respect of average rural dwellers. Per use costs- example for SMS and IVRS at times are high	Type of solution customised to needs and availability of infrastructure.
4	Sustainability and business models of available applications- Cost per use is high or there can be subscription costs	Bundled solution, lead farmer delivery and incentivisation models to be supported along with sustainability and exit plan as a primary condition for support

SECAP background study

Contents

I. Introduction	23
II. Part 1 - Situational analysis and main challenges	24
A. Socio-economic situation and underlying causes	24
B. Environment and climate context, trends and implications	37
III. Part 2 -Institutions and legal framework	46
A. Institutions	46
B. Policy and regulatory frameworks	49
C. Programmes and partnerships	53
IV. Part 3 - Strategic recommendations	54
A. Lessons learned	54
B. Strategic orientation	55
C. Strategic actions	55
D. Monitoring (and KM)	58
E. References	59

Acronyms

AC	Agriculture Cooperative
AC/FO	Agricultural Cooperative / Farmers Organisations (provincial sub-programme instrument)
AEA	Agriculture Extension Advisor
AEAC	Agriculture Extension Advisory Committee (now AFFEAC)
AFFEAC	Agriculture Forestry and Fisheries Extension Advisory Committee (replaces AEAC)
AES	Agriculture Extension Specialist
AIDOC	Agriculture Information and Documentation Center
AIMS	Accelerating Inclusive Markets for Smallholders
AIS	Agriculture Innovation Systems
APA	Annual Performance Assessment
ARDB	Agriculture and Rural Development Bank
ASAP	Adaptation for Smallholder Agriculture Programme
ASDP	Agricultural Strategic Development Plan
ASMP	Agriculture Sector Master Plan
ASPIRE	Agriculture Services Programme for Innovation, Resilience and Extension
CAES	Centre for Agricultural and Environmental Studies
CARDI	Cambodia Agricultural Research and Development Institute
CDE	Centre for Development and Environment, Bern University
CEW	Community Extension Worker
CFAP	Cambodian Farmer Association Federation of Agricultural Producers
COVID-19	Corona Virus Disease 2019
CO	Contracting Out
CoP	Community of Practice
DAE	Department of Agriculture Extension (now DEAFF)
DAO	District Agriculture Office
DEAFF	Department of Extension for Agriculture Forestry and Fisheries
DOAFF	District Office of Agriculture, Forestry and Fisheries
DPS	Department of Planning and Statistics
EU	European Union
FAO	Food and Agriculture Organisation
FNN	Farmer and Nature Net
GAP	Good Agricultural Practices
GDA	General Directorate of Agriculture
GEF	Global Environment Facility
GFRAS	Global Forum on Rural Advisory Services
IT	Information Technologies
KM	Knowledge Management
M&E	Monitoring and Evaluation
MAFF	Ministry of Agriculture, Forestry and Fisheries
MEF	Ministry of Economy and Finance
MIS	Management Information System
MSP	Multi-Stakeholder Platform
MTR	Mid-Term Review
NCDD-S	National Committee for Sub-National Democratic Development Secretariat
NCSD	National Council for Sustainable Development
NIAT	National Institute of Agriculture and Technology Prek Leap (previously PNCA)
PAEC	Policy on Agricultural Extension in Cambodia
PADEE	Project for Agriculture Development and Economic Empowerment
PB	Programme Budgeting
PDAFF	Provincial Departments of Agriculture, Forestry and Fisheries
PDoC	Provincial Department of Commerce
PDR	Project Design Report
PIM	Programme Implementation Manual
PNCA	Prek Leap National College of Agriculture (now NIAT)
PPP	Public-Private Partnership
PRC	Procurement Regional Committee
PSD	Sub-National Project Database
PASDP	Provincial Agriculture Strategic Development Plans
PwD	Persons with Disabilities in Rural Areas
RET	Renewable Energy Technology
RGC	Royal Government of Cambodia
RUA	Royal University of Agriculture
RUSH-IT	Rapid Upscaling for Smallholder Households through Information Technology in Response to COVID-19 in Cambodia

SLM	Sustainable Land Management
SNEC	Supreme National Economic Council
S-RET	Building Adaptive Capacity through the Scaling-Up of Renewable Energy Technologies in Rural Cambodia
SUCRA	Scaling Up Climate Resilient Agriculture (Component 3.2)
TA	Technical Assistance
TWG-CCAFF	Technical Working Group Climate Change, Agriculture, Fisheries and Forestry
TWG-WA	Technical Working Group on Water and Agriculture
UNDP	United Nations Development Programme
UNCDF	United Nations Capital Development Fund
USAID	United States Agency for International Development
VRA	Vulnerability Reduction Assessment
WASP	Water Agricultural Sector Project
WAT4CAM	Water for Cambodia (AfD funded project)
WOCAT	World Overview of Conservation Approaches and Technologies

Social, Environmental and Climate Assessment Procedure (SECAP) background study

I. Introduction

This Social Environmental and Climate Assessment Procedure (SECAP) background contributes the formulation of the new Country Strategic Opportunity Programme (COSOP) for IFAD's programme in Cambodia from 2022 to 2027. The new COSOP will cover two IFAD's replenishment cycles: IFAD12 (2022-2024) and IAFD13 (2024-2027) and includes the following loan-funded projects:

Table 1: Projects under COSOP 2022-2027

Projects Names		Timeframe	Project cost (million), funding source
TSSD	Tonle Sap Poverty Reduction and Smallholder Development Project	2009 - 2023	US\$ 121.3 (ADB, IFAD, Finland, GoC)
AIMS	Accelerating Inclusive Markets for Smallholders	2016 - 2023	US\$ 61.61 (IFAD, GoC)
SAAMBAT	Sustainable Assets for Agriculture Markets, Business and Trade	2019 - 2025	US\$ 142.17 (IFAD, EIB, GoC)
ASPIRE - AT	Agriculture Services Programme for an Inclusive Rural Economy and Agricultural Trade	2023 - 2028	US\$ 150 (IFAD, EIB, EU, GoC)
CREA	Commercialization of Renewable Energy for Adoption in Rural Cambodia	2023 - 2028	GEF
CAISAR	Climate Adaptive Irrigation and Sustainable Agriculture for Resilience	2024 - 2028	IFAD, AIIB, GCF
New project	tbd	2026 on	IFAD

The COSOP for Cambodia directly contributes to the current [IFAD strategic framework](#), that aims to catalyse country and global progress towards the following overarching goal: rural people overcome poverty and achieve food security through remunerative, sustainable and resilient livelihoods. The IFAD three key strategic objectives are: (i) Increase poor rural people's productive capacities, (ii) Increase poor rural people's benefits from market participation and (iii) Strengthen the environmental sustainability and climate resilience of poor rural people's economic activities. The country programme is also aligned on the objectives set out by the Government of Cambodia for the agriculture sector and the current United Nations development assistance Framework (UNDAF 2019-2023).

In this framework, the SECAP background study focuses on risk assessment and management but also identifies opportunities for mainstreaming environmental sustainability, climate finance, gender equality, women and youth empowerment and improved nutrition. The study follows the IFAD [Guidelines for Country Strategies](#) and addresses the requirements of: (i) the national legal framework, (ii) the new IFAD requirements and guidelines set out in the [SECAP, 2021 edition](#), and (iii) additional requirements of other donors (AIIB, EIB, EU, GCF, GEF, etc.)

The study was prepared by reviewing the Government's policies and strategies for the upcoming years, recent statistics, and studies as well as a review of lessons learned from the previous COSOP, IFAD funded projects and other development initiatives. Stakeholders' consultations at national and subnational levels and field visits were conducted in-country in March 2022 (see Annex for a list of meetings and persons met). The report also analyses relevant institutional frameworks, country program evaluations and current environmental, social and climate change studies and assessments.

II. Part 1 - Situational analysis and main challenges

A. Socio-economic situation and underlying causes

Over the last decade the national economy has been strong, growing at a rate of around 7% annually. This trend was accompanied by rapid structural transformation, with continued growth in manufacturing and the service economy (including the important tourism sector) and a gradual decline in agriculture as a share of GDP from 33.5% in 2009 to 21% in 2019. The primary sector accounts for 6% of the GDP in the East-Asia/Pacific region and for 4.3% globally.

Employment has been driven by high labour force participation (87.4% nationally and 89.4% in rural areas), but employment in the agriculture sector decreased from 58% of the labour force in 2009 to 34% in 2019. Employment in agriculture in Cambodia remain well above the East Asia/Pacific region average (28%) and the global average (26.8%)

The country has reached lower middle-income status in 2015 and aspiring to achieve upper middle-income status by 2030. Significant progress has been made in attaining targets set in Cambodia Sustainable Development Goals, but key development challenges remain in terms of high incidence of rural poverty, food and nutritional insecurity²⁶, and high inequality²⁷, all negatively compounded by the COVID-19 pandemic.

The impacts of the pandemic on the Cambodian economy began in early 2020 and directly affected the export supply chains and the tourism sector. GDP growth rate contracted by more than 3% in 2020, while the agriculture sector proved to be relatively resilient: its contribution to GDP slightly increased from 21% in 2019 to 22.4% in 2020. As the global demand for agriculture commodities increases and thanks to recent trade agreements²⁸, export trade of Cambodian agricultural products has remained strong during the pandemic, increasing from 3.68 million tons in 2020 to 7.13 million tons in 2021.

Besides its primary public health impacts²⁹, the pandemic directly impacted people's economic activity, mainly through changing employment patterns and income reductions. The occupational sector most vulnerable to employment losses was agriculture (24%) and livestock (36%). In a joint UN agencies' [study](#) published in January 2022, over half of the surveyed households were affected and the perception that the loss of jobs and salaries would be temporary drove households to adopt immediate coping strategies such as selling goods or assets. Borrowing money became more widespread as the pandemic continued, aggravating households' indebtedness and dependency. The government released social transfers, as support for IDPoor households through the national COVID-19 cash transfer emergency programmes for the most-affected families.

Women experienced a disproportionate economic impact from COVID-19 due to loss of employment particularly because they often work in the garment, hospitality, entertainment, restaurant, and construction, some of the most heavily hit sectors of the country's economy. Women faced a heavier burden in household chores, in part linked to schools' closures and in part linked to returning migrant workers in rural areas. (See Gender section below)

²⁶ Prevalence of severe food insecurity in the population was 13.4% in 2019

²⁷ Cambodia's HDI value for 2019 is 0.594— which put the country in the medium human development category—positioning it at 144 out of 189 countries and territories. With a Gender Inequality Index of 0.474 in 2019, Cambodia is ranked 117 over 162 countries (UNDP [Human Development Report 2020](#)).

²⁸ Cambodia gained market access to China under the framework of Cambodia-China Free Trade Agreement (CCFTA), and to South Korea through Cambodia-South Korea Free Trade Agreement (CKFTA).

²⁹ In Cambodia, from January 2020 to early March 2022, there have been 131 372 confirmed cases of COVID-19 with 3 033 deaths, reported to WHO. As of 17 February 2022, a total of 34 191 879 vaccine doses have been administered (<https://covid19.who.int/region/wpro/country/kh>)

Remittances contributed to an estimated 4.9% to GDP in 2019. As the COVID-19 pandemic unfolded, travel restrictions and lockdowns drove tens of thousands of Cambodians workers previously employed in Thailand to return to Cambodia. As a result, inward remittances flow decreased from USD 1.52 billion pre-pandemic in 2019 to an estimated USD 1.27 billion in 2020, equivalent to a decrease of 17% year on year. Before the pandemic inflow of remittances used to increase by 12% per year on average between 2011 and 2019 ([World Bank, May 2021](#)).

The government has identified a clear set of short-term interventions to support the economic recovery towards 2023 in the “Strategic Framework and Programs for Economic Recovery in the Context of Living with COVID-19 in a New Normal 2021-2023” launched in December 2021. The strategy adopts a three-pronged approach for: (i) Recovery: safety, mitigation of impacts, sustain and revive businesses, create jobs, strong economic growth, (ii) Reforms: Diversification and competitiveness and (iii) Resiliency: social protection, inclusiveness, and sustainability. Among high profile measures, lines of credit have been made available through the Agriculture and Rural Development Bank (ARDB) and the SME Bank.

The fallout of the pandemic reinforces the need to reconcile economic growth in the agriculture and trade sectors with IFAD core social mandates of poverty alleviation, but also highlights that vulnerability is by essence multidimensional.

Demographics and Poverty

Cambodia has a population of 15.95 million people, with a sex ratio of 94.9%: 8.18 million women and 7.77 million men. The population density increased from 75 inhabitant / sq km in 2008 to 87 in 2019. Around 61% of population still lives in rural areas³⁰ but the proportion of urban population has increased at a rate of 5% in the last three years, vs 1% per year from 2014 to 2017. The latest general population census in 2019 showed that a large majority of the population was born at the same place as the census enumeration: Lifetime migrants (persons who are not living in their place of birth) therefore constitute only 21.7% of the national population.

In 2019, the median age of the population was 27 years old, and people aged under 35 years comprise more than two third (64.2%) of the total population. Nevertheless, Cambodia’s population is slowly ageing: In 2019, 29.4 % of Cambodia’s population was aged 15 years or younger (vs 33.7% in 2008) and 8.9% was aged 60 years and over vs 6.3% in 2008 (2019 General Population Census of Cambodia). The young population creates both opportunities in terms of driving economic activity and innovation, but the demand in education, skills development, health care and other services put pressure on the national economy (UN Cambodia Common Country Analysis, 2021)

Overall, Cambodia’s productive component of the population remains high, with a relatively low dependency rate³¹ and a large working age population (61.7% of the population in 2019). This has policy implications for the upcoming decade in terms of supporting youth education, employment, economic integration and empowerment on the one hand and support the old aged population with institutionalized care and social protection measures on the other hand (UN, 2021)

Poverty in Cambodia is defined by the Ministry of Planning as people living with a daily earning under the poverty line threshold³². Under this definition, the poverty headcount

³⁰ Source: General Population Census of Cambodia 2019. The UN population agency estimates the rural population to be 24.2% in 2020 (World Urbanization Prospects: The 2018 Revision): <https://population.un.org/wup/Country-Profiles/>

³¹ The total dependency ratio is the sum of the child dependency ratio and the old-age dependency ratio. It decreased slightly from 66.8% in 2008 to 62% in 2019

³² The poverty line has been updated as: KHR 10,951 (USD 2.67) per day for Phnom Penh, KHR 9,571 (USD 2.33) per day in other urban areas of Cambodia and KHR 8,908 (USD 2.17) per day in rural areas

fell from around 15% in 2013 to less than 10% in 2019, but the COVID-19 pandemic has reversed some of the progress made in poverty alleviation. National poverty headcount is now estimated at 17.8% of the total population, ranging from 12.6% in urban areas other than Phnom Penh to 22.8% in rural areas, based on the results of the Cambodia Socio-Economic Survey 2019-2020 (MoP, 2021)

The COVID-19 pandemic caused more rising unemployment and increased poverty and inequality. According to the Ministry of Social Affairs, Veterans and Youth Rehabilitation, there were 496,771 households registered in the IDPoor system before the COVID-19 pandemic. During the pandemic, two hundred thousand new households have registered on the government's on-demand IDPoor system, corresponding to a 60% increase in less than a year (from May 2020 to March 2021).

Cambodia's HDI value for 2019 is 0.594— which put the country in the medium human development category—positioning it at 144 out of 189 countries and territories (UNDP [Human Development Report](#) 2020). With a Gender Inequality Index of 0.474 in 2019, Cambodia is ranked 117 over 162 countries (HDR report, 2020).

Poverty rates vary considerably by area. The poverty rate is the lowest in Phnom Penh (4.2 percent), other urban areas (12.6 percent), and the highest in rural areas (22.8 percent). The geographic distribution of poverty based on the Cambodia Socio-Economic Survey 2019/20 has not been published yet. However, a study conducted by Oxford Poverty and Human Development Initiative ([OPHI](#)) in September 2019 provided data on subnational Multi-Poverty Index as in the table below:

Provinces	MPI	Vulnerable	Severe Poverty	Population Share
Banteay Meanchay	0.137	21.5%	12.3%	4.3%
Battambang & Pailin	0.115	24.2%	9.2%	7.8%
Kampong Cham	0.195	24.2%	14.6%	12.6%
Kampong Chhnang	0.224	22.9%	17.0%	3.5%
Kampong Speu	0.187	26.4%	13.1%	6.6%
Kampong Thom	0.217	19.5%	16.6%	5.1%
Kampot & Kep	0.169	25.9%	11.0%	4.3%
Kandal	0.145	18.3%	7.6%	7.6%
Kratie	0.300	20.1%	30.8%	3.0%
Mondul Kiri and Ratanak Kiri	0.290	16.2%	30.5%	2.1%
Otdar Meanchey	0.235	21.4%	17.9%	1.7%
Phnom Penh	0.031	12.1%	0.5%	9.6%
Preah Sihanouk and Koh Kong	0.105	22.0%	8.1%	2.2%
Preah Vihear and Stung Treng	0.310	16.6%	28.9%	2.5%
Prey Veng	0.154	21.3%	10.7%	6.8%
Pursat	0.263	17.6%	25.2%	3.9%
Siem Reap	0.247	17.2%	23.2%	6.5%
Svay Rieng	0.134	28.1%	7.4%	3.9%
Takeo	0.121	25.1%	7.3%	6.1%

Source: Oxford University, Global MPI Country Briefing 2019: Cambodia

As per the results above, there are five provinces with relatively higher multidimensional poverty incidence, namely Preah Vihear, Stung Treng, Kratie, Mondul Kiri and Ratanak Kiri. To guide the project-level targeting approach, analysis of subnational poverty status both at provincial and district levels is required, using the official government definition of poverty.

Overview of agricultural households

In the 2019 Cambodia Intercensal Agriculture Survey, the National Institute of Statistics of the Ministry of Planning in coordination with MAFF reported that the country counts 1,726,000 agricultural households out of which 23.5% are women-headed and only 1% youth-headed (i.e the head of farm household is between 14 and 25 y.o. of age) About 13% of farm households are headed by persons aged 65 y.o. or more.


The combined number of members of agricultural households is 6.8 million people (42% of the total country's population), out of which almost 1.2 million are young people. On average, there are 3.9 members (persons) per agricultural household, ranging from 3.2 in Kandal Province to 4.9 in Stung Treng Province.

Table 2: Socio-demographic characteristics of agricultural household members

Agricultural households (nb of ppl)	total	Female	Female (%)
Ag Household head	1,735,000	408,000	24%
Incl. Young HH head	20,000	6,000	30%
Ag Households members	5,109,000	3,103,000	61%
Incl. Young HH members	1,188,000	601,000	51%
Total nb of people in ag HH	6,845,000	3,511,000	51%

The Government identified four main socio-geographic zones in the country: The Tonle Sap zone, the plateau/mountain zone, the plain zone and the coastal zone. The main crops in each of these zones have been assessed as in figure 3 below:

Figure 1: Main crops in each of the four main socio-geographic zones (MoP - NIS, 2019)



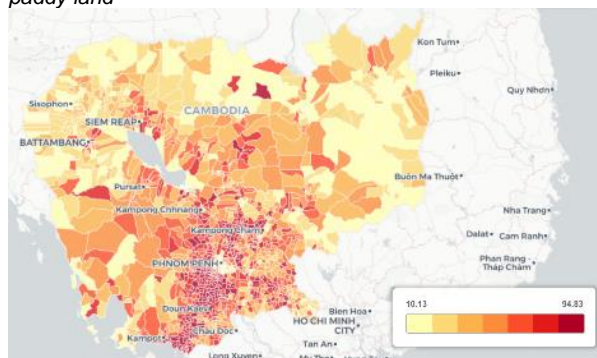
Typically, smallholders' farms are by nature diversified across three main agroecological components:

- Paddy field in lowland, inundated in wet season, more and less subject to floods in wet season (May-October) and sometimes irrigated in dry season (November-April). Paddy land area average 2 Ha per farm holding nationwide (ranging from 0.91 ha per holding in the coastal zone to 2.03 ha in the Tonle Sap zone). Paddy fields are dedicated to rice production in wet season and to rice or diversified crops production in dry season when irrigation is available. Around 40% of farm households producing paddy rice have access to irrigation, although tertiary networks and on-farm ditches are generally underdeveloped. Lack of access to adequate irrigation water service - and limited employment opportunities in rural areas - are among the main drivers of seasonal migration.
- Gardens in "upland" non-inundated areas, where non paddy crops are grown on relatively small area per farm holding engaged in such production: cassava (av. 2 Ha per holding), maize (av. 1.6 Ha per holding), cashew (av. 2 Ha per holding), banana and mango grown both around village settlements and in orchards.
- Homestead plots in or around the village settlements, dedicated to diversified home gardens, vegetable production (including under nethouse). Native "backyard" poultry and small livestock are also kept in this area.

Land tenure³³ : Almost all (98%) of agricultural households are owners of their landholding (or have owner-like possession of some part of their agricultural holding), but formal land registration remains rare: only 19% of the landholders are “sole proprietor with land registration”. Land rented from other households concerns only 4% of agricultural households.

In the Tonle Sap and Mekong Plain zones, agricultural landholdings have become increasingly fragmented and can no longer support rural households’ livelihoods (Figure 2). A recent study³⁴ highlighted the link between agricultural land fragmentation in the Tonle Sap and Mekong Plain zones and smallholder’s agrarian expansion towards the Plateau / mountain zone of the North-East. The internal migratory movements between rural areas is an on-going trend, in the context of on-going transition from subsistence farming to commercial agriculture.

Figure 2: Proportion of landholdings with less than 1 hectare of paddy land



(Source: OpenDevelopment map)

In parallel, the land market has significantly developed for both agricultural and non-agricultural land, and this has facilitated internal migration of smallholders willing to access larger farm landholdings in the Northern areas of the country. The study suggests that between 2009 and 2019, an area comprised between 480,200 and 1,400,000 hectares may have been deforested to accommodate smallholders’ agrarian extension. This estimate is comparable to the observed 1,416,462-ha area actually deforested outside large-scale agro-industrial plantations over the same period. This trend of smallholders’ driven deforestation is of particular concern: it may constitute a major constraint to the export of agricultural commodities destined to the EU market, in light of the new regulations on deforestation-free products³⁵.

Smallholders: The National Institute of Statistics defines small-scale landholders as “Small-scale holders are defined using a combination of two criteria, namely the physical size of the food producer, as expressed by the amount of operated land and number of livestock heads in production, and the economic size of the food producer, as expressed by its revenues. They are identified as the producers at the intersection of the bottom 40% of the distribution of farm physical size and the bottom 40% of the distribution of holding’s economic size”. Under this definition, “smallholders” constitute almost 75% of all farmers in Cambodia, with some degree of variability amongst provinces as in Figure 5 below.

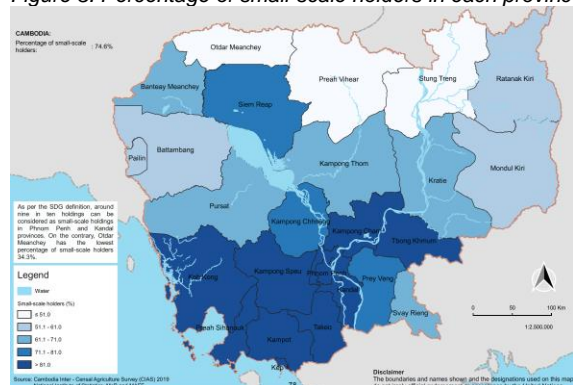
³³ Cambodia Intercensal Agriculture Survey (CIAS, 2019) :

https://www.nis.gov.kh/nis/Agriculture/CIAS2019/CIAS%202019%20report_FINAL_EN.pdf

³⁴ Hayward, D. and Diepart J.-C. (2021). Deforestation in Cambodia. A story of land concessions, migration and resource exploitation. <https://landportal.org/file/59897/download>

³⁵ https://ec.europa.eu/environment/publications/proposal-regulation-deforestation-free-products_en

Figure 3: Percentage of small-scale holders in each province (Ministry of Planning NIS, 2019)



About 88% of agricultural households reported growing crops. The dominant crop across all four socio-economic zones of the country remains non-aromatic paddy rice, followed by perennial crops (Mango, cashew, coconut and banana). Aromatic paddy production is also reported to be an important crop around the Tonle Sap (av. 2.43 Ha per farm holding) and in the Mekong Plain of the Southeast (av. 1.42 Ha per farm holding). Organic rice production has also been developed by Agricultural Cooperatives in Preah Vihear province partnership with processing-exporting companies (AMRU, Signature of Asia). Animal production supports livelihoods and provide complementary income to 75% of farm households. For households reporting having a livestock production focus, the main activities are poultry (83% of all farm households, av. 30 hens per holding), cattle (57% of all farm households, av. 4 cattle per holding) and small livestock such as pig and goat (10% of all farm households).

The smallholders' agricultural production is primarily geared towards subsistence farming, aiming at fulfilling the households' consumption needs, while production surplus -if any- are commercialised. The 2019 census reported that 61% of the landholdings produce "mainly for home consumption" vs 39% "mainly for sale". However, a growing proportion of farmers are increasingly market oriented: The proportion of market-oriented farmers varies significantly from one province to another (see figure 6 below).

Smallholders' paddy production generally covers their own households rice consumption needs but selling production surpluses does not generate enough cash income to cover basic households' expenses. Selling family labour for daily wages is a common way for poor farm households to generate cash income without having to migrate. Nevertheless, the proportion of households resorting to this activity was low nationally (3.3% in 2019). As shown in figure 7 below, the provinces with a relatively high percentage of farm households selling family labour were Odar Meanchey (23.3%), Preah Vihear (15%) and Kratie and Koh Kong (9%). In these provinces with higher poverty incidence, 70% of these holdings reported that the contributions of daily wage labor were significant to the holding's total income.

Figure 4: Holdings reporting agricultural production as “mainly for sale” in percent, by province (MoP-NIS, 2019)

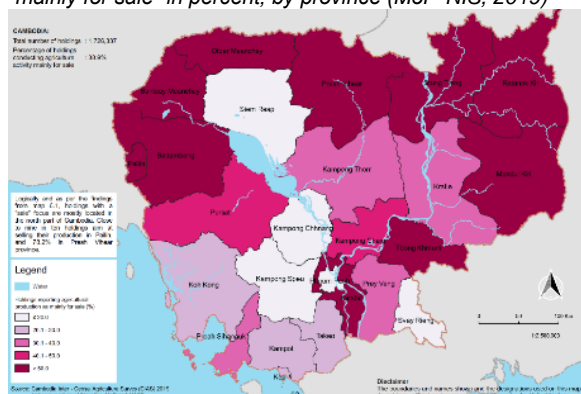
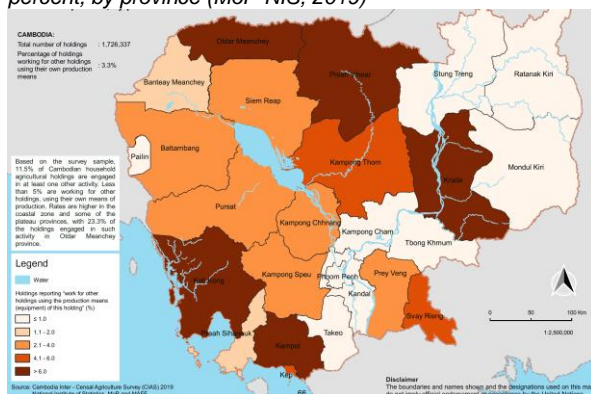
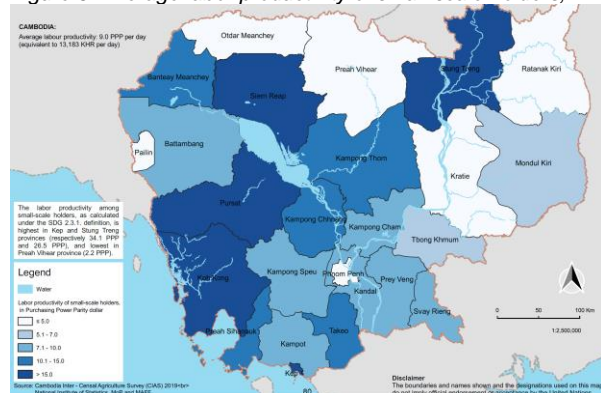


Figure 5: Holdings reporting “Work for other holdings” in percent, by province (MoP-NIS, 2019)



Return to labour is one of the key metrics selected to monitor the RGC’s Agriculture Sector Master Plan 2030 goal, which is: “To increase agricultural growth with high competitiveness and inclusivity by providing high quality products which result in food safety and nutrition by taking into account sustainable land, forestry and fisheries resource management”. In 2019, the average labour productivity of small-scale agriculture holdings nationwide was eq. KHR 13,183 per day (9 PPP\$), with a high variability amongst provinces as shown in figure 8 below.

Figure 6: Average labor productivity of small-scale holders, in Purchasing Power Parity (PPP) dollar (MoP-NIS, 2019)



Per World Development Indicators, the value added per worker in the agriculture sector increased by 63% over the last decade (from US\$ 949 in 2009 to US\$ 1547 in 2019, in constant 2015 USD). During the same period, the value added per worker in the industry and service sectors increased at a lower pace (34% and 11% respectively), reaching US\$ 2898 per worker in the industry sector and US\$ 2664 per worker in the service sector in 2019.

A study of Cambodia agriculture productivity conducted by the Supreme National Economic Council in 2021 concluded that the primary causes of the relatively low labour productivity in agriculture are: (i) Relatively weak farming techniques, linked to small share (5.8%) of public spending in extension services, and unharmonized and supply-driven extension services and (ii) Farmers still have relatively weak agro-entrepreneurship skills —from production, post harvest, farm management, and marketing.

These conclusions warrant further in-depth analysis in the current fast-changing context (recovery from the COVID-19 pandemic, pests and diseases outbreaks, market demand linked to new trade agreements, etc.) to effectively design flexible development interventions and monitor in real time their impact on agricultural labour productivity and smallholders’ farm income.

Gender

In the five-year strategic plan for strengthening gender mainstreaming and women's empowerment (Neary Rattanak V, 2019-2023), the Ministry of Women Affairs (MoWA) reported that gender equality and women empowerment had progressively improved before the pandemic. The ministry adopts the Gender Gap Index as a key indicator widely used to quantify the gaps between women and men in four key areas: health, education, economy, and politics.

Cambodia gender gap ranking improved from 108th in 2014 to 89th out of 152 countries in 2019. However, the pandemic has had a negative impact on gender equality and some of the progress made over the last decade has been reversed: The latest gender gap report indicates that Cambodia has a gender parity score of 0.684 in 2021, ranking 103rd out of 156 countries worldwide and 12th out of 20 countries of East Asia-Pacific region.

Figure 7: Gender Gap indicators for Cambodia (Global Gender Gap Report, 2021)

	Rank in 2006	Rank in 2019 (pre-pandemic)	Rank in 2021	Score 2021
Global Gender Gap Index	89	89	103	0,684 *
Economic Participation and Opportunity	29	25	46	0.729
Educational Attainment	105	124	128	0.919
Health and Survival	1	73	46	0.978
Political Empowerment	94	119	126	0.111

(*) Score of 1 reflects gender parity

Another metric, the UN Gender Inequality Index (GII) is a composite measure reflecting inequality in achievement between women and men in three dimensions: reproductive health, empowerment and the labour market ([UNDP, 2019](#)). It has a value of 0.474 for Cambodia, ranking it 144 out of 170 countries in 2019, but it has not been updated since the pandemic started to impact Cambodia in early 2020.

Economic empowerment: Per the latest Cambodia Socio-Economic Survey 2019/20, women's share of wage employment was the highest in the service sector (39%) followed by agriculture sector (36%) and the industrial sector (25%). Women participation in the labour force is 80.5%, significantly less than men (89.6%) and wage equality for similar work remains far from achieving parity: Women in Cambodia earn an estimated USD 3,500 on average, vs USD 4,400 for men. However, Cambodia fares well in terms of income earned by women, ranking 13th globally. Job positions with higher responsibilities (legislators, senior officials and managers) are overwhelmingly held by men (75.9%) while professional and technical work positions are more evenly balanced (54.1% men and 45.9% women). Gender imbalance in economic opportunities has worsen during the pandemic. As many jobs were lost in the garment, hospitality, entertainment, restaurant, and construction sectors, women suffered high levels of unemployment in 2020, forcing many from the formal economy into the informal economy and/or into debt. Recent data suggest that at least as many women re-entered the labor market in the second half of 2020 as those who had left in the first half of the year, but they did so into 'lower quality' jobs than they had prior to the crisis, often informal, own-account or contributing family work ([ADB, 2022](#))

Workload of rural women and division of labour: Women have a relatively high representation in agricultural households³⁶: Members of agricultural households are in vast majority female (61%), and 24% of agricultural households are women-headed, vs 21.5% in the general population³⁷. They have a higher work burden because of their triple role (which includes their reproductive, productive and social roles). Women generally perform most of the on-farm work (sowing, weeding, crop maintenance, animal feeding), at the exception of operations involving agricultural machinery such as land preparation

³⁶ Ministry of Planning – NIS, Cambodia Inter-Censal Agriculture Survey 2019

³⁷ Ministry of Planning - Cambodia Socio-Economic Survey 2019/2020

(mechanized at 98%) and harvesting (mechanized at 75% although machinery availability remains a constraint at peak season).

Before the pandemic, women typically spent less than 3 hours per day on unpaid tasks and domestic chores. During the pandemic, time spent on these activities has increased to 4-5 hours/day with 31% spending more than 6 hours every day on unpaid care and domestic work. Interestingly, respondents also reported that they have more "free time" (more than 4 hours a day), likely due to lockdowns, market closures and closure of garment factories and construction sites. Women were also affected by increased household chores, in part linked to schools' closure and in part linked to returning migrant workers in rural areas.

During field visits, it was observed that women employed in agri-processing factories are generally assigned low technical labour-intensive tasks (sorting pepper, peeling mangoes, shelling cashew nuts, etc.) while men perform more technical tasks (e.g. operating machinery and equipment) and are more often in supervisor and manager positions.

Access and control over assets: Gender discrimination remains a key constraint for women to control and manage productive assets such as land, buildings, and equipment. Legally, the Land Law guarantees equal rights to land for men and women but in practice female-headed households as much as women in male-headed households face various constraints with regard to access to land. Customary practices undermine principles of joint ownership in male-headed households. In addition, gender-biased norms often prevent women from exercising or claiming their rights³⁸. It is estimated that less than 9% of women between 15 and 49 years of age own land, both alone and jointly³⁹. Women have also relatively less access to productive services such as credit, markets, etc.

The recent development of year-round vegetable production has provided multiple benefits to women who are the care takers of vegetable patches. Vegetable production is relatively less strenuous than paddy production, is less vulnerable to climate events such as floods and droughts and provide both regular easily accessible food supply for domestic consumption and generate regular income streams of up to USD 500 per cycle ([UN Women](#), 2019)

Women's voice and role in decision making: Data-based evidence from on-going projects show that women are relatively well represented in community-based producers organisations, although parity is not achieved. Among the 1200 Agricultural Cooperatives currently registered nationwide, women represent 63% of the total number of members. In business clusters (informal producers organisations supported by the ASPIRE programme), women represent around 40% of the members. Women are also well represented in last mile extension workers positions. Gender parity is almost achieved for roles such as Community Extension Workers (CEWs)

Regarding decision making at household level, 86.3% of women participated in making major decisions in the household in 2014: 96% of women participate in decision about visits to family, relatives, or friends, 93% in decision about making major household purchase and 91% in decision about their own health care. (World Bank [gender data](#))

A community organisation level, women's participation in decision has improved but gender parity has yet to be fully achieved. A recent assessment of around 2,000 business clusters showed that gender parity in decision-making positions is almost achieved with 40% of administrative positions occupied by women. In most cases, however, women are assigned the role of cashier (46%) while they are much less likely to be in deputy and

³⁸ Anne Hennings, 2021: <https://landportal.org/book/narratives/2021/cambodia>

³⁹ The percentage of women age 15-49 who both solely and jointly with someone else own a land which is legally registered with their name or cannot be sold without their signature. "Both alone and jointly" Implies a woman owns a land alone and another land jointly with someone else.

leader positions (31% and 23% respectively). The same pattern is also valid across the 1200 Agricultural Cooperatives registered nationwide: there are around 40% of women in cooperative management committees. Women represented 20.1% of those employed in senior and middle management in 2017 and at national level, only 20% of seats in national parliament were held by women in 2020 (World Bank [gender data](#)).

Gender based violence: Economic pressures such as loss of employment, reduced income, or indebtedness are known factors that contribute to gender-based violence (GBV), by causing women to remain in abusive situations for financial reasons or to become vulnerable to exploitation (report by the NGO Committee on the United Nations' Convention on the Elimination of All Forms of Discrimination Against Women (CEDAW)). Intimate partner violence is by far the most prevalent form of violence against women globally and is defined as the percentage of ever-married women (ages 15-49) who have ever experienced physical or sexual violence committed by their husband or partner, whereas those who have ever experienced any form of sexual violence is the percentage of women (ages 15-49) who ever experienced sexual violence irrespective of marital status and perpetrator. In Cambodia, the share of women who have experienced intimate partner violence is 27%, less than the world average (World Bank [gender data](#)). However, recent studies and assessments indicated that the pandemic impact on employment and indebtedness had direct repercussions on more frequent Gender Based violence.

Youth

Youth are defined⁴⁰ by people who are between 15 and 30-year-old of age as per the National Youth Policy and the National Youth Action Plan. The share of youth aged 15-29 not in employment, education, or training (NEET) is relatively low at 6.4%. The majority of NEETs are inactive, i.e. not looking for a job and not studying, and they are mostly women⁴¹. Young women are clearly disadvantaged compared to young men in the labour market. In 2014, 10.4% of young women were NEETs while only 2.2% of young men were NEETs. The NEET youth prevalence in urban areas was 6.7% and 6.3% in rural areas. Household background also made a difference as there were 7.9% NEETs in the poorest quintile compared to 5.2% in the richest, and 38% of NEETs were from agricultural households. Despite the very low rate of youth unemployment, the quality and stability of employment remain a big concern in Cambodia.

More than 80% of youth live in rural areas and the majority of youth work in the agriculture sector. Yet if they had an opportunity to migrate to the city or another country, or find jobs in another sector, they would. The percentage of youth working in the agricultural sector dropped from 83.5 percent in 1999 to 47.1 percent in 2013 and continues to decline. Youth that do work in agriculture mainly work on the family farm. Despite the overall decline, agriculture remains an important economic sector. However, without access to land, there can be no agricultural work. It is especially difficult for rural youth in Cambodia to access land of sufficient size for farming. Young people are not considered in arrangements for land tenure and distribution. Youth also face tremendous difficulties accessing financial services, particularly in rural areas. Few financial products are tailored specifically to young people, and financial institutions often perceive young people as riskier clients than adult farmers. The use of information and communications technology (ICT) is spreading rapidly among the Cambodian population. Limited access to the Internet – even to electricity in some villages – is a major constraint for young people in rural areas. In Cambodia, middlemen have more influence than smallholder farmers do over agricultural terms of trade. In general, long marketing chains present a challenge: they involve numerous intermediaries who diminish profits for farmers or supply credit for inputs at high interest rates. The situation is exacerbated by many (young) farmers' lack of knowledge about how markets work. Upstream development of value chains also faces

⁴⁰ In IFAD-funded ASPIRE, the Management Information System was revised in 2019 to change the acceptance of Youth as people between 16 and 24 years of age.

⁴¹ Youth Well-being Policy Review of Cambodia, OECD 2017: <https://www.oecd.org/dev/inclusivesocietiesanddevelopment/Youth-well-being-policy-review-Cambodia.pdf>

various challenges in terms of availability (rural supply of inputs), access (farmers' ability to purchase inputs) and utilization (farmers' capacity to apply inputs and optimize their benefits). Furthermore, it is essential to involve young people in cooperatives and support them to form their own young farmer associations in order to empower youth, enhance peer learning and help minimize the risks associated with running their own farm businesses. Finally, formal and non-formal agricultural technical and vocational education and training (ATVET) often provides skills trainings that are disconnected from the needs of youth in remote areas who have often worked on family farms since childhood. ATVETs prepare young people for professional careers in formal employment, such as in the public or nongovernmental sector, but are of little relevance or not easily accessible to young farmers.

Civil society organisations are progressively gearing up to the challenge and provide support to youth to integrate in the society and take part in the national economy. For example, JCI has a network of seven chapters nationally and work in four areas: Entrepreneurship, skill development, community impact, international cooperation. Business matching events are also organised to facilitate access to finance and support for potential young entrepreneurs.

Entrepreneurship opportunities for youth in rural areas remain rare. Rural youth may be attracted by modern farm business models (hydroponic, nethouses, etc.). Ultimately agroprocessing facilities owned and operated by either SMEs or ACs in rural areas are the best options to provide employment opportunities to youth, both for unskilled work and technical, administrative or management positions.

Child labour is still a considerable problem in the country: 19.1 percent of Cambodian children aged 5–17 (755 245 people) are economically active, and most are from rural areas. In agriculture, child labour mainly occurs in the following sectors: Fishing, including deep-sea and night fishing; Peeling shrimp and shucking crabs; Production of tobacco, cassava, rubber, and rice; Growing, cutting, tying, carrying, and spraying pesticides on sugarcane; Logging for the production of timber; Production of salt; Production of bovines. In recent years, labour regulations have been strengthened, with emphasis on occupational safety and limits on working hours. However, regulations are rarely enforced outside the garment industry.

Indigenous peoples and marginalised groups⁴²:

In Cambodia government defined indigenous peoples as the group of people that resides in the territory of the Kingdom of Cambodia whose members manifest ethnic, social, cultural and economic unity and who practice a traditional lifestyle, and who cultivate the lands in their possession according to customary rules of collective use.⁴³

The [National Report](#) on Demography Socio-Economic Status of Indigenous People published by the Ministry of Planning in 2021 stated that : "*identified indigenous peoples or group is based on the mother tongue, which found there are 22 indigenous ethnic groups⁴⁴ are located in 15 provinces⁴⁵ with the population of 183,831 or equal to 1.25% of the total population of Cambodia⁴⁶. Among the 22 indigenous ethnic groups, there are six groups who have majority of indigenous population that over 10,000 people, these include Tampuan, Bunong, Kroeung, Kui, Jarai and Brov, which combined makes up 88% of the total indigenous population in Cambodia. Even though the indigenous peoples live in 15 provinces, but majority of them which is around (92.40%) are living in the six*

⁴² This section has been prepared with inputs from Mrs. Yun Mane Executive Director of Cambodia Indigenous Peoples Organization (CIPO)

⁴³ Land law 2001 article 23 paragraph #1

⁴⁴ The 24 IPs groups are, Tumpun, Jarai, Kreung, Prao, Kavet, Pnong, Kouy, Steang, Kraol, Mil, Kachak, Por, Khaonh, Chongr, Sui, Thmol, Lun, Sa-och, Rode, Khe, Ro-orng, Spung, Laern, and Samre IPs groups.

⁴⁵ Rattanakiri, Monduliri, Kratie, Preah Vihear, Kampong Thom, Stung Treng, Oddor Meanchey, Kampong Cham, Pursat, Kampong Speu, Koh Kong, Kampong Saom, Battambang, Bantheay Meanchey and Siem Reap provinces

⁴⁶ National report on demography, socio-economic status of indigenous peoples in Cambodia.

provinces Ratanakiri, Mondulakiri, Kratie, Stung Treng, Kampong Thom and Preah Vihear⁴⁷."

IPs in Cambodia living conditions highly depends on customary access to and management of land and natural resources as well as biodiversity surrounding their community settlements. IPs retain connection to long-evolved cultures and patterns of living in local ecosystems, which have always been significantly unique for sustain traditional food systems that are biodiverse, nutritious, climate resilient and equitable, and anchored in sustainable livelihood practices as well as environmentally friendly and environment suitability. Indigenous Peoples' farming, pastoralism, shifting cultivation, rotational agriculture, fishing, hunting and gathering have ensured the food sovereignty, health and well-being of indigenous communities over generations. These have also contributed to biodiversity conservation and sustainable development, benefiting the society as a whole.

Cambodia's laws, regulations, and policies recognize and protect the land,⁴⁸ natural resources, and rights of indigenous communities. The article 31 of the Constitution guarantees the equal rights of all citizens of the nation without discrimination and other relevant legislation include: the land law 2001 (articles 23 to 28 and 265), the forestry law in 2002 (articles 39, 40 and 41), protected area law 2008 (articles 21 and 22), as well as others sub-degree and policies specifically on the rights of IPs to land registrations and access to the natural resources.

In practice, however, IPs have a relatively lower socio-economic status among the general population of the country, and they face challenges in terms of enforcement of laws and policies adopted in support to IPs. Some policies have limited the indigenous peoples' rights in terms of access to land and resources. For instance, the Sub-Decree No. 83 on procedures of registration of land of indigenous communities adopted in 2009 only partially recognized customary practices of indigenous communities. The sub-decree recognized only five types of land including resident land, actual farmland, shifting cultivation land, burial sites and sacred forests while in practice IPs have more types of land.

Another significant issue faced by IPs is the rapid pace of economic development that led to an increasing demand for land by investors in the agro-industrial, mining and hydropower sectors. These developments not only restrict access to land and resources but also adversely impact indigenous livelihoods, way of life and culture.

The impact on natural resources and biodiversity is a potential threat to IPs livelihoods and traditional food systems are still not well understood, valued, recognized and supported. , and our traditional knowledge is fast disappearing

Historically, the indigenous peoples of Cambodia have not been included in any important agenda of the government laws and/or policy making. It might be because IP have been categorized as rural poor Khmer. However, after the intervention from the international community, countries which provided financial aid to the government after the national election in 1993 have raised the IP agenda as a key factor that needs to be addressed.

Per the Cambodia Socio-Economic Survey 2019/20, the percentage of the Khmer in the population is estimated at 95.4%. The second largest ethnic group in Cambodia is "Cham" (2.4%), Chinese (1.5%) and Vietnamese (0.2%). There are 24 groups, with the highest populations by far in Ratanakiri, Mondulakiri and Kratie provinces. They are estimated to number around 250,000 to 400, 000 individuals or around 3% of the population (IWGIA)

Cambodia adopted the UN Declaration on the Rights of Indigenous Peoples without reservation in 2007 and the Ministry for Rural Development approved the National Policy

⁴⁷ National report on demography, socio-economic status of indigenous peoples in Cambodia.

⁴⁸ Land territory is fundamental for IPs

on the Development of Indigenous Peoples (NPDIP, 2009). The NPDIP aims to promote the livelihoods of indigenous peoples and to improve their quality of life.

IFAD published a Country Technical Note on Indigenous Peoples' Issues in 2012 and noted: "The immediate challenge faced by indigenous communities in Cambodia is the loss of rights to land and natural resources. As a result, land alienation has contributed to loss of jobs, impoverished livelihoods and health, loss of opportunity to attend school, and loss of traditional and cultural practices. The poverty of indigenous communities is also related to indigenous peoples' lack of representation in decision-making and in formulating and enforcing policies and laws." (IFAD, 2012). In some instances, land alienation also have contributed to loss of cultural identity of the IPs

In connection to the lack of representation in decision-making, found that the process of reach the decision rarely see in practice, especially on the process of developing the policies/program/projects which lead to created a lot of problems to indigenous peoples over their land and natural resources especially their culture identity and socio-economic value. In addition, there is no standard process for the conduct of FPIC within IPs by the government. The form and process of FPIC generally follow frameworks and approaches designed by Development Partners and the government not IPs. Therefore, the most important part of the consent is to follow the indigenous community consent process as well as IFAD-FPIC principle in working with IPs on any kind of projects' intervention.

Persons with Disability (PwD)

According to the 2019 General Population Census, 4.9% of Cambodia's population aged five years and above experience some difficulty in performing basic functions. Persons with disabilities face multiple challenges such as inequality and discrimination in access to education, healthcare, employment, social protection, and justice, public transport and are particularly vulnerable to violence and other violations of their rights. Women and girls with disabilities face additional discrimination and barriers when accessing services compared to men with disabilities. They are also vulnerable to violence because of their gender and disabilities (UNDP)

Cambodia is a signatory member of the Convention on the Rights of Persons with Disabilities (CRPD) since 2012. In 2009, the National Assembly adopted the Law on the Protection and the Promotion of the Rights of Persons with Disabilities, aiming to protect and promote the rights of persons with disabilities within the Kingdom of Cambodia. The purposes of this law are: (i) to protect the rights and freedoms of persons with disabilities; (ii) to protect in the interests of persons with disabilities; (iii) to prevent, reduce and eliminate discrimination against persons with disabilities; and (iv) to rehabilitate physical, mentally, and vocationally in order to ensure that persons with disabilities are able to participate fully and equally in activities within society.

The Ministry of Social Affairs, Veterans and Youth Rehabilitation (MoSVY) has given priority to disability related work, as stated in the work platform of MoSVY, through the development of policies and other regulations to promote and extend the basic rights of people with disabilities.

The Disability Action Council⁴⁹ in collaboration with the Ministry of Social Affairs Veteran and Youth Rehabilitation have published the National Disability Strategic Plan 2019-2023.

The government has received support from the civil society and Development Partners into the implementation and formulation of regulations and policies. In particular, a

⁴⁹ Disability Action Council is the national coordination and advisory mechanism on disability issues that was established in 2009. DAC promotes, coordinates and strengthens the capacity of DAC affiliated members to initiate, secure the rights and services necessary for disabled persons, thus enabling them to enjoy equal rights, obligations, opportunities and quality of life as others in the community.

consultative meeting on Amending the Law on the Protection and the Promotion of the Rights of Persons with Disabilities was organised in January 2021 with the support of the Australia-Cambodia Cooperation for Equitable Sustainable Services (ACCESS) Program, and in partnership with UNDP.

Nutrition

Cambodia's nutrition profile indicates severe nutritional deficiencies, namely high rates of stunting in under five-year-old children and anemia in women of reproductive age. Key micronutrient deficiencies include iron-deficiency anemia, which affects 56 percent of children, and anemia not specific to iron-deficiency, which affects 44 percent of women of reproductive age⁵⁰. Prevalence of undernourishment⁵¹ decreased from 17% in 2004/2006 to 6.2% in 2019, but overall prevalence of food insecurity in the general population is still high: severe food insecurity affects 13.4% of the population and moderate food insecurity 44.8%. (State of food security and nutrition in the World, SOFI, 2021).

The diet of agricultural households is mainly composed of cereals (predominantly rice), vegetables, fish, meat, and—to a lesser extent—fruit, root crops, and legumes⁵². Stunting is negatively associated with dietary diversity. In particular, the consumption of animal-source foods was found to be a protective factor against stunting and underweight in children⁵³. Fish is the primary source of protein for children. The consumption of pulses, an important source of both protein and micronutrients, is low. The main causes of food shortages in agricultural households include low levels of food production due to lack of capital and land area, and crop losses due to heavy rain, drought, or pests⁵⁴. These factors often have negative implications for nutritional status, and might be further exacerbated by climate change.

There is also scope for IFAD interventions to focus on food safety at farm and Producers Organisation levels in particular when supporting post-harvest and processing operations. "Food safety is the absence, or safe, acceptable levels, of hazards in food that may harm the health of consumers. Food borne hazards can be microbiological, chemical or physical in nature and are often invisible to the plain eye; bacteria, viruses or pesticide residues are some examples." (FAO food safety website). The food products for which food safety challenges are most prominent are cereals and nuts susceptible to aflatoxin contamination, and high-value fresh products such as fresh fruit and vegetables, meat and dairy (IFAD, 2017).

At consumer level, food safety concerns influence dietary behaviors in low- and middle-income countries (LMICs) but despite food safety concerns, consumers could not always ensure that they consumed safe food; barriers were affordability, accessibility and appeal. Key concerns included fear of pesticides, fertilizers, hygiene in/around food outlets, unhygienic vendor practices and household storage/preparation methods (Liguor J. et al, 2021).

B. Environment and climate context, trends and implications

In the statistics reports published by the Ministry of Planning, the country encompasses four distinct socio-geographic zones, as shown in figure 3 above: (i) the Tonle Sap zone

⁵⁰ International Food Policy Research Institute (2017). Climate change, gender and nutrition linkages: Research priorities in Cambodia.

⁵¹ after [World Bank data](#)

⁵² NIS-MAFF (National Institute of Statistics, Ministry of Planning, in collaboration with the Ministry of Agriculture, Forestry and Fisheries, Kingdom of Cambodia). 2015. Census of Agriculture in Cambodia 2013.

⁵³ Darapheak, C., T. Takano, M. Kizuki, K. Nakamura, and K. Seino. 2013. "Consumption of Animal Source Foods and Dietary Diversity Reduce Stunting in Children in Cambodia." *International Archives of Medicine* 6: 29.

⁵⁴ NIS-MAFF (National Institute of Statistics, Ministry of Planning, in collaboration with the Ministry of Agriculture, Forestry and Fisheries, Kingdom of Cambodia). 2015. Census of Agriculture in Cambodia 2013.

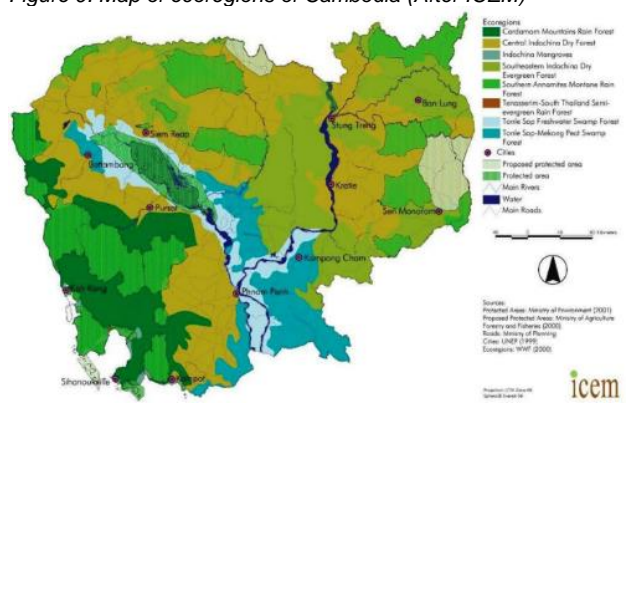
around the great lake that cover almost 10% of Cambodia's surface area during the peak of the wet season, (ii) the plain zone, corresponding to the lower part of the Mekong River trajectory across Cambodia and directly connected to the Mekong Delta in the south; (iii) the coastal zone along the shoreline of the Gulfe of Thailand and (iv) the plateau zone in the north-east plus Kampong Speu province, west of Phnom Penh.

Landscapes and biodiversity: Within the broad Indo-Malayan ecological region, Cambodia encompasses a rich diversity of landscapes, categorised in eight distinct eco-regions, three of which have conservation status assessed as critical/endangered. The links in the figure below provide detailed information on the characteristics of each eco-regions including their intrinsic biodiversity features⁵⁵.

Figure 8: Cambodia ecoregions and status

Ecoregions	Link	Status
Indochina mangroves	IM1402	Critical / Endangered
Tropical and subtropical dry broadleaf forests		
Central Indochina Dry Forest	IM0202	Vulnerable *
Southeastern Indochina dry evergreen forest	IM0210	Critical / Endangered
Tropical and subtropical moist broadleaf forests		
Cardamom Mountains rain forest	IM0106	Relatively Stable / Intact *
Southern annamites montane rain forest	IM0152	Vulnerable *
Tenasserim-South Thailand Semi evergreen rain forest	IM0163	Relatively Stable / Intact *
Tonle Sap freshwater swamp forest	IM0164	Vulnerable
Tonle Sap Mekong Peat swamp forest	IM0165	Critical / Endangered

Figure 9: Map of ecoregions of Cambodia (After ICEM)



Note: Ecoregions noted with (*) above are part of the "Global 200" list of ecoregions with biodiversity features assessed for their irreplaceability or distinctiveness. These features included species richness, endemic species, unusual higher taxa, unusual ecological or evolutionary phenomena, and the global rarity of habitats.

Cambodia has a total land area of 176,500 square kilometers, of which 41% is under protected area status. The 2008 Protected Areas Law (2008) defined eight categories of natural protected areas, for forest land, wetland and marine ecosystems. As late 2017, Cambodia had almost 50 protected areas, covering 7.5 million hectares. However, fragile forest habitats of Cambodia have been affected by deforestation, and three of the country's eight ecoregions are now considered as critical / endangered.

Current estimates of remaining natural forest cover vary considerably, but the official consensus is that about half of Cambodia's land area has some form of forest cover (MoP-NIS, Statistical Yearbook, 2021). The World Bank data show that forest cover declined from 60% in 2009 to less than 46% in 2020.

Hayward, D. and Diepart J.-C. (2021). identified three key drivers of deforestation: (i) large-scale acquisition of land for agro-industrial development, (ii) Agrarian expansion by smallholder farmers and (iii) illegal logging. The study estimates that large-scale agro-industrial plantations cover 831,300 ha, equivalent to about 31% of the deforestation that occurred between 2001 and 2019.

⁵⁵ Cambodia is one of the most biodiverse countries in Southeast Asia, with as many as 8,260 plant species (10% of which may be endemic) along with more than 250 species of amphibian and reptile, 874 fish species and over 500 bird species (<https://www.fauna-flora.org/countries/cambodia/>)

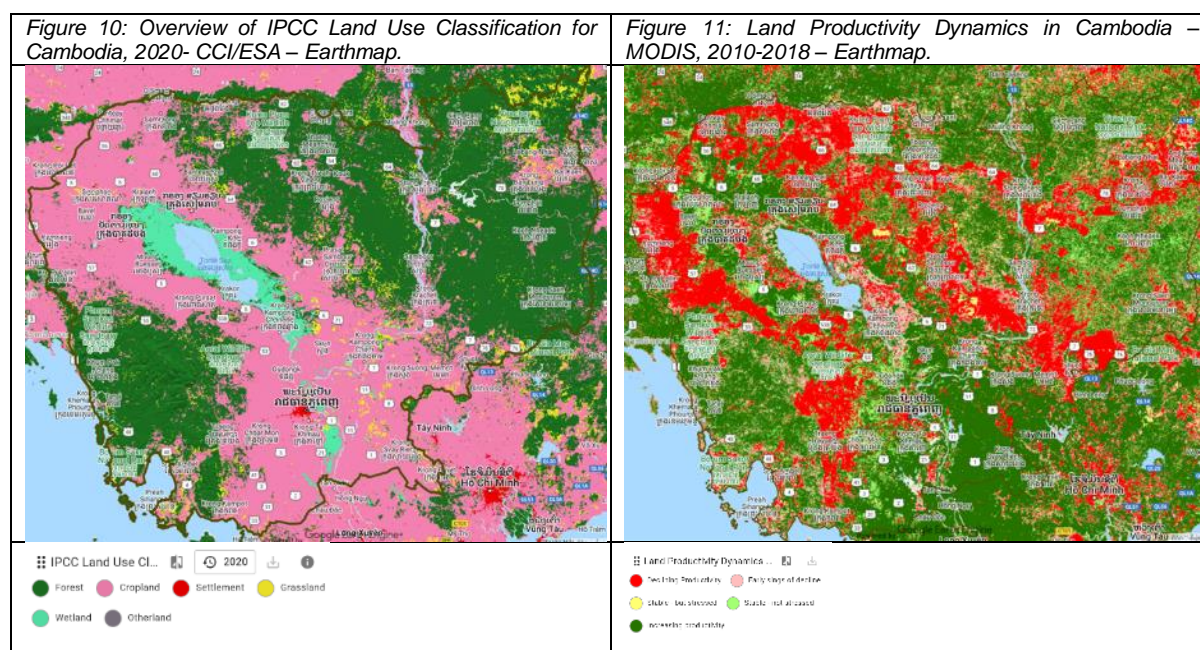
The study also links smallholder's agrarian expansion to deforestation, due to internal migratory movements between rural areas, in the context of on-going transition from subsistence farming to commercial agriculture.

Land use and land degradation

Cambodia has a total land area of 176,500 square kilometers, out of which 31.5% is agricultural land. Figure 10 below provides an overview of the land use map for Cambodia in 2020. Detailed maps can be accessed at <https://earthmap.org/>

Soils of Cambodia belong to two main texture classes: Clay-loam in the low-lying areas of the Tonle Sap and Mekong delta zones, and sandy clay loam (SaCILo, as per USDA classification) on sloping land of higher grounds in the plateau/mountain zone, where siliceous sedimentary formations occur.

These sandy soils are of low fertility and are also the most prevalent in agricultural lands. When not under vegetation cover, these soils are also particularly susceptible to erosion and land degradation. In respect to soil erosion, Cambodia has about 4.45 million ha of land under highly erodible class. The map in Figure 11 below show Land Productivity Dynamics, which is a representation of land productivity trends that have persisted between 2001 and 2018. These trends (decline, stress, stability and gain of productivity) are generated through the interaction of three NDVI-based indicators (Steadiness, Initial standing biomass, and Standing biomass at change).



The drivers of land degradation in Cambodia have been attributed mainly to deforestation, expanding agricultural lands, climate change, pest and diseases, unsustainable land management, and infrastructure development (MAFF, 2018)⁵⁶

In the framework of the United Nations Convention to Combat Desertification (UNCCD), the government has determined Land Degradation Neutrality Targets to 2030 as follow: (i) By 2030, forest cover will be increased to 47% of the total land area (The most recent baseline figure for forest cover is 82,198 sq. km equaling 45.26% of total land cover, as of 2016). This will require an additional gain in forest cover area of about 3,157 sq. km. (ii) By 2030, increase in agricultural growth by 5% per annum as compared to 3% in 2016 (ASDP 2014- 2018), (iii) By 2030, soil organic carbon (SOC) stock in forest and

⁵⁶ Land Degradation Neutrality Targets, MAFF, January 2018

cropland will be increased by 1.2% per year as compared to 2015, and (iv) By 2030, ecosystems and their services are maintained and enhanced by establishing 23,500 sq. km of protected forest and 3,900 sq. km of production forest; and restoring at least 8% of degraded and depressed protected areas, conservation areas, agroecosystems and forest ecosystems including mangroves. The enhanced ecosystem services are particularly for women, elders and children in local communities and indigenous ethnic minority groups.

A set of ambitious measures have been defined to achieve the target of Land Degradation Neutrality by 2030, including forest protection and reforestation, restoration of degraded and deforested landscapes in Kampong Thom, Preah Vihear and Siem Reap provinces⁵⁷, reduction of forest land conversion by cessation of economic land concession program, governance and law enforcement, increased productivity of cropland by applying good agriculture and animal husbandry production standards (GAP and GAHP), application of sustainable agricultural practices (Conservation agriculture, organic farming) to increase soil organic matter content to 4% of cropland per year (Rice, vegetables, fruit trees), among other measures (MAFF, 2018)

The Integrated farming systems promoted under the SUCRA component of ASPIRE in collaboration with the Center for Agriculture and Environment studies (CAES) and the Center for Development and Environment of the University of Bern have also proven resilient in the context of the pandemic and migrants moving back to rural areas. The analytical framework design to measure Integrated Farming Systems benefits on the long run is also of particular interest to build evidence for further dissemination of integrated farming systems and sustainable agriculture practices.

Agricultural Soils:

Agricultural soils in Cambodia are generally assessed as having low chemical fertility. Analysis of soil sample in the national database showed that all types of soils low pH (ranging from 4.6 to 5.4), low to very low Cation Exchange Capacity and very low organic Carbon content (ranging from 0.25 to 1.17%). In addition, conventional rice cultivation destroys any structure that they have.

As the price inorganic fertilizers have dramatically increased in the last years, their application remains low and in most cases below levels required to compensate for the large amounts of nutrient elements are removed from the soil in crop harvests. Without regular reconstitution of nutrients, soil degradation can only worsen and on the long run productivity plateaus and declines. Farmers have been encouraged to use animal manure but, in most experiments, the rates of manure application used (generally around 5 t/ha) are far higher than a farmer could access (estimated to be less than 1 ton/ha). (Blair and Blair, 2014)

Potential pathways to build and maintain soil fertility are to shift from monocropping (or rice in paddy for example) and promote more diversified crop rotations and introduce relay crops, cover crops, and other form of crop association. This has been mentioned repeatedly by buyers of agricultural products, in particular in organic value chains where inorganic fertilisers are prohibited. Other options include soil conservation techniques (zero tilling or minimal soil preparation) to limit soil disturbance and promote soil microorganisms. Other options include use of bio slurry from biodigesters where available, and innovative soil carbon sequestration options that have multiple benefits on soils structure, microbiological activity, water retention capacity. In turn this soil management approach has proven positive impacts on plant health that ensure higher tolerance to pests and diseases.

⁵⁷ Approaches include implementing Restoration Opportunities Assessment Methodology (ROAM) and Forest Landscape Restoration, as well as assisted natural regeneration

Another emerging issue in agricultural soil management is linked to the intensification of vegetable production under nethouses. With up to 9 production cycles a year, nutrient depletion of soils under nethouse is a growing concern. This issue has been confirmed by Agricultural Cooperative and lead farmers engaged in this activity. Representatives of the union of vegetable production Agricultural Cooperatives in Battambang are actively promoting a fewer production cycles per year to allow for a short fallow period between each harvest. On-farm production of compost from crop residues and animal waste is also actively promoted and has been observed as a common practice during field visits.

Agricultural intensification is also associated with increased use of equipment made of plastic for greenhouses, plastic sheets for mulching and soil solarization, drip lines and other “water saving irrigation” equipment, protective fruit bagging on mango, banana trees, agro-chemical packages, vegetable and fruit retail packages, etc. In absence of adequate handling and disposal practices, plastics may end up in the soils and negatively affect the soil microbiologic activity.

Land tenure:

The Land Law recognizes private, state and collective ownership divided into the following sub-categories:

State land accounts for about 75-80 % of Cambodia’s total land area. It is divided into two subcategories: (i) State public land can be leased for up to 15 years but neither sold nor granted as economic or social land concessions and (ii) State private land that can be sold or leased, including long-term leases and land concessions for agribusinesses.

Collective property such as (i) Monastery property, (ii) Indigenous property covers land where ethnic minority communities have established their residences and where they carry out traditional agriculture. Unregistered land held in collective land ownership by indigenous communities is considered as collective property on state public land.

Private land: Private ownership consists of individual ownership, undivided ownership, divisible co-ownership and joint ownership. Only natural persons or legal entities of Khmer nationality have the right to own land.

Generally Low-income households (such as smallholder farmers) possess only soft titles that are not registered at the Land Office. In these cases, households are protected under possession rights (paukeas) instead of the stronger legal category of ownership rights (kamaset).

For farmers in the fertile lowlands of the Tonle Sap and Mekong Plain zones, private land ownership rights have formed the foundation of rural livelihoods post-conflict. On the other hand, the plateau and mountain zones as well as border areas have been subject to land acquisitions for cash crop production and extractive industries.

Land registration and titling has been an on-going process, but tenure insecurity remains high, particularly among the poor, women, youth, and indigenous groups. In rural areas, landlessness affects at least 20% of rural households⁵⁸ and another 40% of households own less than 0.5 hectares.

Water resources: About 70% of the annual water resources are water inflow from upstream countries, mostly through the Mekong River. About 86% of Cambodian territory is located within the Mekong River Basin that include the Mekong Mainstream, the Bassac river, the Tonle Sap River and associated Great Lake. There are five districts river basins forming the water landscape of the country: (i) the Tonle Sap covering about 45% of the country surface area, (ii) the Upper Mekong from the Lao PDR border in the North to

⁵⁸ https://www2.ohchr.org/english/bodies/cescr/docs/ngos/CHRE_Cambodia_CESCR42.pdf

downstream of Kratie (iii) the Sekong, Se San and Sre Pok rivers in the northeast corner, (iv) the Mekong delta encompassing the Mekong River downstream of Kratie to the Vietnamese border in the Southeast. The flood plain is subject to backwater effects during the wet season and sea tidal effects in dry season and (v) the coastal basin in the southwest, bordering the gulf of Thailand and the cardamom mountain massif.

Figure 12: Main River basin groups of Cambodia



Variations in water availability are by nature highly seasonal in Cambodia, due to the rainfall distribution and fluctuations of river discharges in the Mekong basin. This annual pattern typically features floods, typhoon and droughts and poses challenges in terms of water management to fulfill the ever-increasing water demand of various end users: Agriculture accounts for 96% of all water use, domestic rural use 1%, and industry, domestic urban, and aquaculture use less than 1%. Water quality in the Lower Mekong Basin is regularly monitored by the River Mekong Committee⁵⁹ and has been consistently assessed as of good or very good for the protection of both human health and aquatic life.

It is estimated that only about 2% of the total surface water volume is currently used, but water shortages regularly occur (frequently in dry season in the Tonle Sap river basin), due to lack of water storage and constraints in access to water. Water shortage directly affect crops, livestock, fisheries, and domestic use but also ecosystems sustainability. It is expected that the current water management challenges will be further compounded by the effect of climate change (see section below). To address these challenges, the Government, through the Ministry of Water Resources and Meteorology has defined a National Water Resources Management and Sustainable Irrigation Road Map and Investment Program 2019–2033. It has identified the water management constraints as: (i) lack of water storage to support all water user needs including agriculture, urban, and the environment; (ii) minimal water resources information to support evidence based decision-making; (iii) lack of integrated water resources management and water allocation plans at river basin levels; and (iv) irrigation schemes that lack modern facilities to support efficient water delivery and higher agriculture production including diversification into high value crops.

There is tremendous potential to improve irrigated agriculture and production: There are about 2,500 irrigation schemes nationwide, serving a cumulated command area of about 1.2 million hectares, which represents only 22% of all arable land. In more than 50% of the irrigation schemes, only one crop cycle can be achieved. The schemes located in the Tonle Sap River Basin represent 60% of the country's irrigated areas but the majority do not have access to reliable, year-round water sources (ADB brief 171, 2021)

⁵⁹ <http://interactive.mrcmekong.org/sobr-2018-findings/environmental-dimension/>

The road map and investment program to 2033 aim at establishing system-wide approach to water resources management and irrigation development, where irrigation infrastructure development is part of more effective sustainable water resources management and contributes to increased agricultural productivity and profitability by enabling response to agricultural needs such as crop diversification.

The recent Surface Water Resources Assessment study conducted by ADB in 2021, concluded that (i) Modernization of irrigation schemes that allow more efficient water use can significantly reduce the annual irrigation water shortage by 8% to 45% in some schemes (ii) Doubling of crop intensities from slightly higher than 100% to around 200% without changing the present paddy-rice-dominant cropping pattern will mechanically increase water demand and exacerbate water shortage for crops and all other usages (iii) crop diversification in dry season (70% paddy and 30% vegetables) can reduce water demand by would result in a reduction of water demand by 8% and irrigation water shortage by 15% in the Pursat-Sangker river basin, for example. A full conversion to diversified crops in dry season would translate into a reduction in water demand by 32% and water shortage by 58%.

The development of diversified cropping patterns in irrigated paddy land has long been promoted by line agencies with support from development partners with arguably limited success. The irrigation systems are primarily designed for inundated rice production. Tertiary and on-farm water distribution and drainage networks as well as water regulation structures are inexistant or inadequate to match water requirements of non-rice crops. In the framework of participatory irrigation management and development, on the other hand, the Farmers Water Users Communities (FWUC) in charge of managing irrigation systems have generally received basic training on irrigation systems Operation and maintenance aspects but they generally have low business and financial literacy. Crop diversification warrants strong producers organisations that are able to engage with buyers to ensure reliable and remunerative market access for agricultural products other than paddy rice.

Other findings of the study included the need to increase water storage capacity in the Tonle Sap River basin to support further expansion of irrigated areas, while in the Mekong Delta River basin, improvements in drainage and flood protection of irrigated have the potential to boost total crop production in the area by enabling another crop cycle in the early wet season. The study also highlighted that investments in irrigation and water resource development will likely impact environmental flows.

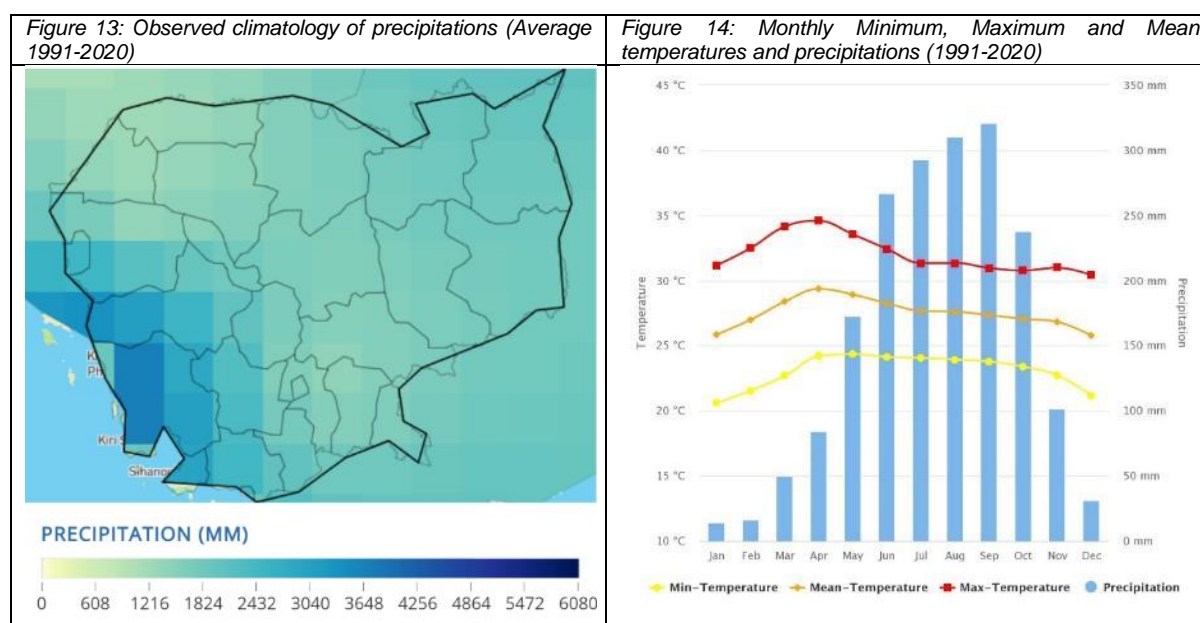
Regarding water rights, the article 11 of the Law on Water Resources (2009) stipulates that "Every person has the right to use water resources for his/her vital human need including drinking, washing, bathing and other domestic purposes including watering for animal husbandry, fishing and the irrigation of domestic gardens and orchards, in a manner that will not affect other legal right of others in amount not exceeding that necessary to. The fore-mentioned uses are not subject to the licensing."

Irrigation with groundwater is on the rise in Cambodia and may outpace increases in access to surface water sources. installation of motorized-pump irrigation wells has already increased at a rate of around 20% per year over the period 1996-2005 (IDE, 2005). Satellite-based analysis of land-cover change indicates that the area irrigated with groundwater is growing at a similarly high rate. This unplanned growth may lead to adverse effects that include water table decline, making groundwater more difficult to access and costlier to lift, land subsidence, and potential exacerbation of naturally occurring arsenic contamination (Winkel et al., 2011, Erban et al.,2013).

Climate:

The climate in Cambodia is affected by two major weather systems: the South Asian summer monsoon circulation and the Westerly Jet circulation. Under these two weather systems, the climate of Cambodia has two distinct seasons: a monsoon-driven rainy season from May to October accounting for up to 90% of annual precipitation, and a dry season from November to April, with cooler temperatures, particularly between November and January.

The dominant sub-climate types after the Köppen–Geiger climate classification system are: (i) Tropical savanna climate with dry-winter characteristics (Aw) over most of the country and (ii) tropical monsoon climate (Am) over a wide band along the coast of the Gulf of Thailand and in the mountainous North-Eastern corner of the country bordering Lao PDR and Vietnam.



Precipitation: The annual average rainfall is typically 1,400-2,000 mm and varies significantly across the country geographic zones. Average annual rainfall can be as low as 1,400 mm in the central lowlands and as high as 4,000 mm near the Cardamom mountains and nearby coastal areas in the southwest. The eastern plains receive approximately 2,000 to 2,600 mm of rainfall annually and may exceed those amounts in the mountainous areas in the Northeast. Broadly, precipitations are higher in the coastal and highland areas and lower in the inland zones of the Tonle Sap and the Mekong plain and delta.

Patterns of precipitation remain influenced by the complex relationship between the dominant regional climate regimes and The El Niño-Southern Oscillation, that typically generates warmer than average and drought conditions in the dry season at irregular intervals of 5 to 8 years. La Niña events bring cooler than average conditions.

Temperatures: Temperatures remain between 25-27°C throughout most of the year and can rise over 32°C in March-April before the onset of the westerly monsoon. Despite relatively moderate altitude variations across the country, average temperatures are relatively uniform.

Climate historical trends

Temperatures have increased at an approximate rate of 0.18°C per decade since the 1960s. Temperature increase has been more marked during the country's dry season than during

the rainy season. The number of 'hot days' in the country has increased over the last century, by as much as 46 days per year. No significant change in annual rainfall or extreme events have been observed over the last century

Climate futures⁶⁰:

The four Representative Concentration Pathways (i.e., RCP2.6, RCP4.5, RCP6.0, and RCP8.5) models indicate a trend of continued, consistent warming that varies by emissions scenario.

Climate projections indicate that the **monthly temperature** variable for 2040-2059 under the RCP 8.5 Scenario is higher than 1 degree compared to the baseline mean temperature.

For **precipitations**, considerable uncertainty surrounds projections of local long-term future precipitation trends in Cambodia. These uncertainties are linked with the limited number of downscaled studies that assess precipitation changes as well as the unpredictable nature of the El Niño Southern Oscillation. However, an increase in precipitation is expected for seasonal rainfall between June and August in the northwest regions of the country, but the northeast of the country should expect a decrease in annual average precipitation. Projected trends also do show a likely increase in the frequency and intensity of heavy rainfall events as well as an increase in the amount of rainfall received during these events ([Climate Risk Country Profile: Cambodia \(2021\)](#): The World Bank Group and Asian Development Bank)

Figure 15: Projected Mean temperature for 2040-2059 under SSP5-8.5 multi-model ensemble

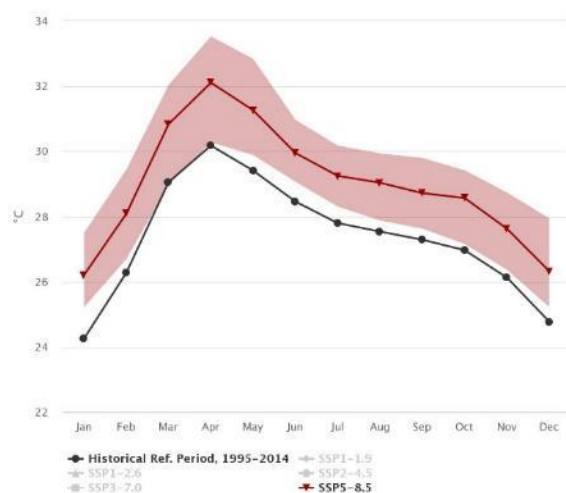


Figure 16: Projected precipitations for 2040-2059 under SSP5-8.5 multi-model ensemble



Source: Climate change climate portal (<https://climateknowledgeportal.worldbank.org/>)

Heatwaves: the incidence of permanent (chronic) heat stress is likely to increase significantly in Cambodia under all emissions pathways, captured as the prevalence of days with Heat Index >35°C, this represents the combination of temperature and humidity to produce conditions dangerous for human health

Trends in extreme events:

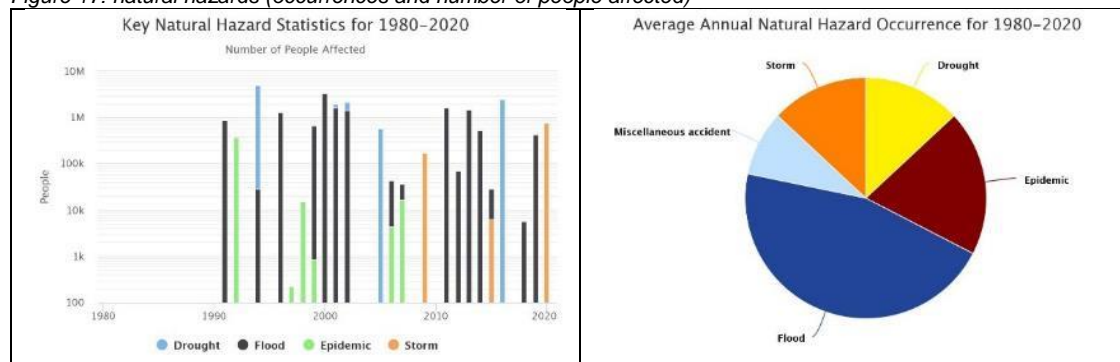
Cambodia is one of the more disaster-prone countries in Southeast Asia, affected by floods and droughts on a seasonal basis. During the 20-year period from 1987 to 2007, a succession of droughts and floods resulted in significant loss of life and considerable economic loss.

Floods: Most of the precipitations are concentrated over a few months during the wet season and as result, low lying areas of the Tonle Sap and Mekong plain zones are flooded,

⁶⁰ <https://climateknowledgeportal.worldbank.org/country/cambodia/climate-data-projections>.

more or less severely, every year. With more than 80% of the population living in these areas, flood damages are generally significant in Kandal, Kampong Cham, Kratie, Prey Veng, Stung Treng, Svay Rieng, and Takeo. Flash floods in tributaries around the Tonle Sap Lake affect other provinces.

Figure 17: natural hazards (occurrences and number of people affected)



Source: Climate Change resource portal

Droughts: Coupled with poor management, access, and storage of existing water resources, delays or early ending of the monsoon rains and erratic rainfall have contributed to droughts in Cambodia, especially in Svay Rieng province, which is one of the most drought-prone provinces in the country.

Sea Level Rise: Rising sea levels could pose a significant threat to marine coastal areas, which already suffer from storm surges, high tides, beach erosion and seawater intrusion. Low-lying areas, including settlements, beach resorts; seaports, coastal fisheries, and mangrove forests could all be affected.

Climate risks and vulnerability

Cambodia has high climate vulnerability and exposure to climate shocks. It is ranked 151st out of 181 countries in the 2020 [ND-GAIN](#) Index⁶¹.

The [World Risk Index](#) of 15.8% indicates very high risk of disaster in consequence of extreme natural events, with an exposure index of 27% and a vulnerability index of 59%.

Identified hazards are assessed as high across the whole country for river floods and coastal floors, landslides, cyclone, extreme heat, wildfire. Risks related to earthquake, tsunami and water scarcity are assessed as low. Under the foreseen climate change impacts, there is medium confidence in more frequent and intense heavy precipitation days and an increase in the number of extreme rainfall events. The present hazard level may increase in the future because of climate change. ([Think Hazard report](#) for Cambodia)

III. Part 2 -Institutions and legal framework

A. Institutions

The most important institutions that have potential to help achieve IFAD's mainstreaming agenda are the Ministries, their technical departments and line agencies at subnational levels, including: MAFF, the Ministry of Rural Development (MRD, implementing the

⁶¹ The ND-GAIN Index ranks 181 countries using a score which calculates a country's vulnerability to climate change and other global challenges as well as their readiness to improve resilience.

SAAMBAT project), the Ministry of Industry and Commerce (MoIC, implementing the AIMS project) and the Ministry of Environment

At subnational level, PDAFF (provincial department of agriculture, fisheries and forestry) are the main public stakeholders in charge of delivering services to farmers through the five national subprogrammes (crops, livestock, fisheries, forestry and capacity building). The PDAFF have developed 5-year Provincial Agriculture Strategic Development Plan (PASDP) that define priorities for the agriculture sector and guide investments through the programme budgeting mechanism.

Under the recent public administration reform, the District Agriculture Office have been dissolved, but the District Administration employ agriculture staff, although it is unclear what mandate and roles they will have in rural service delivery.

Private sector entities have an increasingly important role in mainstreaming sustainability and social inclusiveness in the agricultural sector. Private companies are a driving force being the on-going transition from subsistence agriculture to export oriented commercial agriculture. By complying with import countries requirements for sustainability, transparency and sustainability of agricultural products supply chains, private companies directly promote higher production and post harvest standards (GAP and Organic standards). Several leading private companies⁶² in Cambodia are setting the example in pursuing an inclusive and sustainable agenda when engaging in contract farming with Producers Organisations.

These companies all face difficulties in ensuring a reliable and consistent supply of raw agricultural products from small individual producers and have expressed interest in interventions aiming at assisting smallholders and informal producer organisations to structure themselves in Agricultural Cooperatives and Union of Agricultural Cooperatives. They have also expressed concern in ensuring adequate seed systems, maintaining and improving soil fertility through crop rotation and adequate crop calendars, managing the impacts of pests and diseases outbreaks, strengthening certification systems (including Internal Control Systems), and building the management capacity of producers' organisations. All these areas of concern present high potential for intervention by current and up-coming projects under the current COSOP.

Information and Communication technologies (ICT) are also becoming increasingly important in linking farmers to market, facilitate access to information and inputs, receive tailored technical advice, or record farm operations and sales, etc. These app follow various logics depending on whether they are provided by private actors (BRONX in the case of the CHAMKA app), government agencies (the Techo Startup Center in the case of the Khmer Agriculture Suite) or NGO (CordAid/ICCO in the case of the Angkor Salad app). Further attention is required on inclusiveness of these ICT apps and ensure that they serve the purpose and need of farmers, including women, youth, and marginal groups (IP, PwD). The MAFF is considering the formulation of a policy on ICT in agriculture and this will be instrumental in protecting end users data, ensuring adequate feed back loops are embedded and that the services provided do not encourage unsustainable agricultural practices.

Academia and research: The ASPIRE programme has actively supported curriculum development at the Royal University of Agriculture for bachelor and master's level students, and the Prek Leap National Institute of Agriculture (for in-service training of Community Extension Workers and students). In the context of the COVID-19 recovery and the current Government economic agenda, there is little scope to further invest loan resources directly into academia and research activities. Linkages with other development

⁶² AMRU rice and Signature of Asia in organic rice production for export, Natural Agriculture Village and REMIC in safe vegetable production for the domestic market), SELA in the premium pepper market for export, MISOTA and in mango processing, etc

interventions have been identified, including, among others, the on-going [TAP-AIS](#) (Agricultural Innovation System) initiative implemented by FAO with the Department of Extension for Agriculture, Fisheries and Forestry, the Cambodia Agriculture Research Development Institute and other stakeholders.

Linkages with on-going or recently completed research interventions could benefit the country programme as a whole, in particular in the field of sustainable agriculture practices as demonstrated by ASPIRE under SUCRA in collaboration with the Center for Agriculture and Environment studies (CAES) and the Center for Development and Environment of the University of Bern. The analytical framework design to measure Integrated Farming Systems benefits on the long run is also of particular interest.

Civil society and non-governmental organisations (CSOs/NGOs) have traditionally been key implementation partners in the IFAD programme in Cambodia. They are experienced, qualified and well positioned to provide smallholders and rural / producers organisations with support services in organisational management, income generation, health, gender and women's issues, economic integration of youth, inclusion of marginalised groups such as Indigenous people, Persons with Disability, LGBTIQ, etc.

The local NGO sector is vibrant but, according to the United Nations Development Programme (UNDP), has relatively weak grassroots foundations. The CSO/NGO sector include large international NGOs, local NGO and community-based organisations (CBOs). Agriculture, health, and education are the top three sectors in which local and international NGOs implement programs. Most of NGO disbursements are used to implement public health programs (ADB, 2011).

The key law overseeing the civil society sector is the Law on Associations and Non-governmental Organisations (LANGO), implemented since 2015 under the responsibility of the Ministry of Interior. Coordination between government programmes, donors and CSO / NGO intervention is facilitated through meetings of the Cambodia Development Cooperation Forum (CDCF), the Cooperation Committee for Cambodia (CCC) and the NGO Forum on Cambodia.

CSO / NGO operate in a challenging environment in Cambodia and the COVID-19 pandemic has further affected their capacity to deliver services at grass root level, especially in remote areas. In addition, the amount of funding from foreign donors to civil society is being radically reduced as resources are being allocated to economic recovery.

Producers' organisations: Informal agriculture producers organisations such as business clusters supported by ASPIRE and AIMS, IGRF (formed under PADEE) and SLGs under the TSSD project are currently supported to further structure their organisational set-up and register in formal outfits, such as Agricultural Cooperatives, Union of Cooperatives, Farmers Water User Communities (FWUC), and potentially rural MSMEs or microfinance institutions. Currently, there are more than 1200 agricultural cooperatives registered in Cambodia, with more than 155,000 members. There are also 2584 Business clusters supported by ASPIRE and AIMS, with a total membership of more than 88,000 smallholders. A recent assessment suggests that around 25% of these established business clusters have acquired skills and experience in organising commercial production and engage with private stakeholders to access reliable and remunerative markets extension services, finance, input and equipment supply, etc. As a second tier, another half of the business clusters (some established more recently) have gained medium capacity and are on the path to become mature market-ready producers organisations. At national level, several umbrella farmers' organisations are engaging in policy dialogue with public agencies and facilitate networking among Producers Organisations, and with civil society, private sector entities, development partners and other stakeholders: The SMILE Khmer vegetable Network, supported by GrowAsia, the Farmer and Nature Net ([FNN](#)),

Cambodian Farmers Federation Association of Agricultural Producers ([CFAP](#)), among others.

Last mile service delivery: Community-based mechanisms to deliver last-mile services to smallholders are a critical element in achieving IFAD strategic objectives, while ensuring sustainability and inclusiveness. Under ASPIRE, the community extension workers and lead farmers have been instrumental in linking public extension services, private service providers and smallholders' farmers engaged in subsistence and commercial agriculture as members of business clusters. These front-line extension workers have been intensively supported by ASPIRE (including paid salary in the case of CEWs) but identified sustainability pathways have demonstrated that income streams can be derived through commercial input production in the case of lead farmers (selling vaccinated chicks for example), or through brokering of ICT services, input supply and market access in the case of CEWs.

Under forthcoming projects and programme, there is scope to consolidate these models of service delivery to the last mile. In particular, continuous training and coaching could ensure sustainability by strengthening the agripreneur approach such as lead farmers supported by ASPIRE. Regular evaluation of their capacity and need for support and networking could further strengthen their role in delivering service. Lead farmers as last mile extension service providers could also benefit from official recognition as part of the national extension system.

B. Policy and regulatory frameworks

The Royal Government of Cambodia (RGC) has been developing the National Strategic Development Plan (NSDP) 2019-2030 which is the backbone underpinning national strategies and initiatives to attain the targets set in the Cambodian Sustainable Development Goals Framework 2016-2030.

The NSDP in turn, is informed by two further strategic processes: (i) the Rectangular Strategy (RS), now in its fourth Phase, for socioeconomic dimensions of Government's agenda towards growth, employment, equity and efficiency and (ii) the Cambodia's long-term plan: Vision 2030, which sets a path to graduation to upper middle-income status, and Vision 2050, which targets attainment of high-income status.

The COSOP directly contributes to the Development Goal of RGC's Agriculture Sector Master Plan 2030, "To increase agricultural growth with high competitiveness and inclusivity by providing high quality products which result in food safety and nutrition by taking into account sustainable land, forestry and fisheries resource management". The goal level indicator is measured in terms of increase in Agriculture Labour Productivity.

The COSOP goal is also aligned on Cambodia UNDAF Outcome 3: By 2023, Women and men in Cambodia, in particular the marginalized and vulnerable, live in a safer, healthier, more secure and ecologically balanced environment with improved livelihoods, and are resilient to natural and climate change related trends and shocks.

In the agriculture sector, two recent strategic documents set the framework and priorities, namely the Agriculture Sector Development Plan (ASDP) 2019-2023 and the Agriculture Sector Master Plan, both formulated with support of the ASPIRE programme.

The recent national Roadmap for Food Systems for Sustainable Development – 2030, has four strategic priorities all relevant to IFAD priority areas: (i) healthy diets for all; (ii) empowerment of youth, women and the vulnerable; (iii) resilient rural livelihoods and resilient food systems; and (iv) governance for a more inclusive food system

Climate change policies: The Royal Government of Cambodia (RGC) is committed to combating climate change and accelerating the transition to a climate-resilient, low-carbon sustainable mode of development. Cambodia is a signatory country of United Nations Framework Convention on Climate Change (UNFCCC) since 1996. In 2016, Cambodia has also ratified the Paris Agreement by which the country submitted an ambitious Intended Nationally Determined Contribution (NDC). In 2020, Cambodia has submitted an updated National Determined Contribution to the UNFCCC

In its Second National Communication to the UNFCCC, the Royal Government of Cambodia has identified agriculture as one of the most vulnerable sectors along with water resources, forestry, coastal zones, and human health.

The Cambodia Climate Change Strategic Plan 2014 – 2023 vision is “Cambodia develops towards a green, low-carbon, climate-resilient, equitable, sustainable and knowledge-based society”. It aims at creating a national framework for engaging the public, private sector, civil society organizations and development partners in a participatory process for responding to climate change to support sustainable development, by pursuing four main goals :

1. Reducing vulnerability to climate change impacts of people, in particular the most vulnerable, and critical systems (natural and societal);
2. Shifting towards a green development path by promoting low-carbon development and technologies;
3. Promoting public awareness and participation in climate change response actions

Mitigation contributions: NDC scenarios for energy generation, transport, waste, industry, agriculture, and the building sectors were modelled using PROSPECT+, while NDC scenarios for the Forest and Land Use sector were developed using the EX-ACT tool.

Figure 18: Selected NDC priorities for mitigation and alignment with COSOP objectives

NDC priorities for mitigation	Lead Ministry	IFAD Strategic objectives
Bio-digesters construction	MAFF	SO3: S-RET / CREA
Increasing the effectiveness and sustainability of agricultural land management techniques (Conservation Agriculture)	MAFF	SO1 ASPIRE
Organic input agriculture and bio-slurry; and deep placement fertilizer technology	MAFF	SO1
Promote manure management through compost making process to reduce carbon emission	MAFF	SO1

Adaptation contribution:

Cambodia is considered one of the most vulnerable countries to the impacts of climate change. The country is particularly vulnerable to floods, droughts, windstorms, and seawater intrusion. Climate change may reduce the country’s annual average GDP growth by 6.6% and absolute GDP by 0.4% in 2020, by 2.5% in 2030, and up to 9.8% in 2050.

Accordingly, Cambodia has begun working to develop a National Adaptation Plan (NAP) based on the National Adaptation Programme of Actions (NAPA, 2006).

Figure 19: Summary of NDC priorities for adaptation and alignment with COSOP

NDC priorities for adaptation	Lead Ministry	IFAD Strategic objectives
Development of Rice crops for increase production, improved quality-safety; harvesting and post harvesting technique and agro-business enhancement	MAFF	SO1 /SO2
Development of Horticulture and other food crops for increase production, improved quality-safety; harvesting and post harvesting technique and agro-business enhancement	MAFF	SO1 / SO2
Development of Industry crops for increase in production, improved quality-safety; harvesting and post harvesting technique and agro-business enhancement	MAFF	SO1 /SO2

Improvement of support services and capacity building to crop production resilient to climate change by promoting research, trials and up-scaling climate-smart farming systems that increase resilience to CC and extreme weather events	MAFF	SO3
Building climate change resilience on cassava production and processing	MAFF	SO1 / SO2
Research for the development and enhancement of agricultural productivity, quality, and transfer through strengthening of crop variety conservation and new crop variety release responding to the impacts of climate change	MAFF	SO3
Development of new technologies and increased yields by using new crop varieties which adapt to climate change	MAFF	SO3
Development of rubber clone varieties suitable for AEZ and resilient to climate change	MAFF	Not covered
Enhancing institutional and capacity development on climate change impact, vulnerability assessment, adaption measures and mitigation related to rubber sector	MAFF	Not covered
Improvement of animal breeding technology in Cambodia through AI which can adapt to climate change	MAFF	Not covered
Promotion of research capacities on animal genetic, animal breeding, and animal feed is strengthened to adapt to climate change	MAFF	Not covered
Strengthening capacities for risk prevention and reduction, effective emergency preparedness and response at all levels; enhancing livestock and disease-related early warning system, and integrating disaster risk reduction and climate change adaptation measures into recovery and rehabilitation initiatives in the livestock sector	MAFF	SO1
Establish nationally standardized best-practice systems for irrigation Water resources	MOWRAM	SO2 CAISAR

The updated NDC also include detailed measures for cross-cutting dimensions.

NDC priorities for Gender mainstreaming:

In mitigation measures, there is high potential to contribute to gender equality through increasing energy access in rural areas, by diversifying household and community energy generation sources. For example, by reducing the reliance on biomass as an energy source. Gender equality can be encouraged in mitigation actions such as through eco-payments.

In adaptation measures, NDC priorities included: increase women's income generation while decreasing their work burden by improving agricultural practices and access to technology, as well as fostering women's collective working groups. In terms of infrastructure, particularly in climate proofing of buildings and roads, opportunities for women to contribute more prominently to restoration and construction are needed, in order to increase their access to income and livelihoods

Some key priority actions under MOWA responsibility are aligned on IFAD Strategic objectives

- Gender: Enhance coordination and implementing accountability mechanisms to reduce climate change vulnerabilities of disadvantaged women and other marginalized groups such as ethnic minority women and men, People with Disabilities (PWD), youth, and the elderly (MOWA), aligned on IFAD SO3
- Market supply chain of rural women entrepreneurs resilient to climate change (MOWA), aligned on IFAD SO2

NDC priorities for Youth: the NDC identifies potential areas for youth involvement such as inputs in construction design, promoting and sharing knowledge of Early Warning Systems (EWS) with their communities, enhancing their role in awareness-raising campaigns such as water conservation. Youth also play a key role in the tourism sector, from working in eco-tourism to promoting local organic products. Youth are also a target of higher education abroad programmes, especially in the water resources sector.

NDC priorities for Indigenous people: During the NDC implementation and particularly for mitigation measures in the FOLU, the RGC will seek to promote the rights of indigenous peoples, specifically concerning land ownership. Respect for the traditional knowledge held

by indigenous peoples is integral to an understanding of traditional livelihoods and of culture and is, therefore, an essential component of safeguarding these rights

Impacts and priorities for adaptation and resilience:

Cambodia's vulnerability is characterised by frequent floods and irregular rainfall, coupled with an agrarian based economy, limited human and financial resources, insufficient physical infrastructure, and limited access to technologies. Socio-economic status, location, access to resources and technologies all influence Cambodian's ability to manage climate impacts. Different social groups experience climate vulnerability differently, and women, children, the disabled, the elderly and other socially marginalised groups are often hit harder.

The identified strategic interventions for climate change mitigation in the agriculture sector are: (i) Less methane-intensive rice cultivars, (ii) Direct seeding practices, (iii) Alternate wetting and drying practices, (iv) Promotion of organic fertilizer and deep fertilizer technology, (v) Feed additives for cattle, (vi) Improved fodder management, (vii) Introduction of composting technology, among others.

Other key policy and strategic documents are summarised below:

- Strategic Framework and Programs for Economic Recovery in the Context of Living with COVID-19 in a New Normal 2021-2023
- The Agricultural Development Policy (draft) defines strategies to increase productivity and growth, and to facilitate the transition to modern, sustainable food systems. It defines four main areas and thematic policies for intervention, namely (i) Modernizing and commercializing the agricultural value chain; (ii) Public and private investments in the agriculture sector; (iii) Growing sustainably and increasing resilience to climate change; and (iv) Institutional reforms and cross-cutting issues
- Renewable Energy policy which was endorsed by TWG-CCAFF in 2021
- Strategic Development Plan for Cambodian Agro-Industries 2019-2030
- Cambodia Digital Economy and Society Policy Framework 2021 – 2035
- Five-year strategic plan for strengthening gender mainstreaming and women's empowerment (Neary Rattanak V, 2019-2023)
- National Policy on Youth Development (2011)
- National Plan of Action on Worst Forms of Child Labour (2016–2025)
- National Policy on the Development of Indigenous Peoples (2009)
- Law on the Protection and the Promotion of the Rights of People with Disabilities (2009)
- Second National Strategy for Food Security and Nutrition (2019-2023)
- Social Protection Policy Framework (2016-2025)

Upcoming regulations and policies that are directly relevant to the COSOP formulation and implementation but still under formulation or approval by the Parliament are:

- The revised Policy for agricultural extension in Cambodia (PAEC, upcoming)
- Agro Industry Park policy currently conducted by SNEC and jointly supported by IFAD and the DFAT-funded CAVAC project.
- the Contract farming law,
- the phytosanitary and plant quarantine law (aka SPS law)
- the policy on ICT in the agriculture sector and digital extension

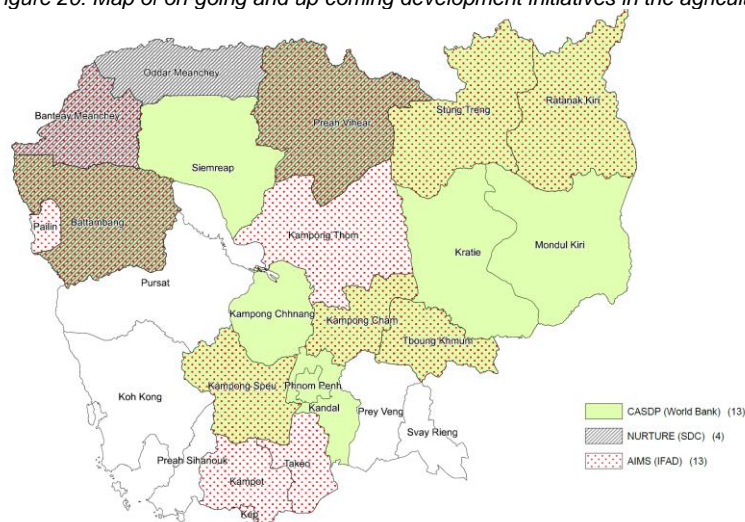
C. Programmes and partnerships

The list below summarises selected development initiatives in the Agriculture and Natural Resources sector that are being implemented by the GoC and supported by Development Partners.

Table 3: Projects and development initiatives supported by Development Partners

Project names and acronyms	Implementing agencies	Funding agencies	Time period	Target areas
ASPIRE 1	MAFF, NCDD-S	IFAD	2015-2022	nationwide
SAMBAAT	MRD	IFAD		
AIMS	MoIC	IFAD		18 prov.
S-RET	MAFF (ASPIRE programme)	GEF	completed	Nationwide
The Agroecology and Safe food System Transitions (ASSET)	MAFF / PDAFF	SDC		
Improving Small Package E-Trade for SMEs (SeT4SME)	MAFF / PDAFF	SDC	2021-2022	
Cambodia Horticulture Advancing Income and Nutrition phase 2 (CHAIN 2)	MAFF / PDAFF	SDC	Completing soon	
Nurture	PDAFF, PDoWRAM, Helvetas, HEKE	SDC	2023-2031 (in 2 phases)	4 provinces
CASDP	MAFF	World Bank		13 prov.

Figure 20: Map of on-going and up-coming development initiatives in the agricultural sector



FAO is planning to formulate the new country partnership framework that will differ significantly from the current one and will focus on **national food control systems** in the framework of Codex Alimentarius. The country is currently lacking a clear roadmap on how to improve food control systems, regulatory, scientific mechanisms. The FAO is also working on innovative financial products for farmers to achieve technological leaps in the changing climate, mobilizing a GEF grant and possibly a GCF loan to a local accredited entity. The FAO is also involved in a GCF funded PEARL project.

WFP works in resilience at local/ commune levels, including investments plan productive assets to adapt to climate change at commune level. Starting stage of GAFSP project for producer organisations window in Mondul Kiri in partnership with CACC (AMRU), WFP is supervising entity. CACC invest in one district for sustainable value chain, smallholder skills development, VC infrastructures (milling, drying), access to credit, on the marketing of the products. WFP would like to link this initiative with nutrition -related work: raising awareness SBCC among other. Nutrition indicators in Mondul Kiri and increase economic empowerment and women in particular. The WFP Country Programme cycle follows UNDAF

cycle. The new WFP country strategy is to be approved in Nov 2023, and implementation will start in 2024. WFP will continue to support social protection and assistance, building CC resilience, invest in evidence generation around nutrition. The School feeding programme is becoming a national programme, products should come from within the country, focusing on the Tonle Sap zone.

IV. Part 3 - Strategic recommendations

A. Lessons learned

The recent COSOP result review identified the following lessons

- Smallholder farmers can successfully compete in the market, but key criteria for success include access to finance so they can adopt productivity-enhancing technology, cooperation to achieve scale and market power, effective knowledge and value chain networks and demand-led learning.
- Agriculture extension based on transfer of technology is less valuable to smallholder farmers than a broad-based "extension plus" approach supporting production, post-harvest and marketing according to the specific needs of each farmer group.
- Smallholders increasingly have access to smartphones and are eager to adopt appropriately designed mobile applications to support their farming, possible thank to the growing smartphone usage and internet coverage in rural areas. Users' uptake of a wide range of services (technical advice, input supply, e-market, farmers' diary, etc.) has significantly increased in the last two years. Moving forward, a framework for ICT in the agriculture sector is needed to ensure the quality and neutrality of services provided through apps, and to address potential issues related to users' data protection.
- Nevertheless, in Cambodia as in many other countries, structural transformation will lead to much of the current agriculture workforce, including many in IFAD's core target group, gradually transitioning from agriculture-based to non-agricultural livelihoods. IFAD will need to develop differentiated strategies to serve the needs of households on this pathway.
- A programmatic approach coordinating the different interventions from IFAD projects, other DPs and Government, can lead to enhanced effectiveness, not least by leveraging IFAD agriculture and rural development expertise with funding from partner IFIs.
- Where possible, the programmatic approach should include aligning with Government planning and budgeting systems (as in the Programme Budgets of the PDAFFs).

In addition, valuable lessons have been learned at project level, in particular by AIMS and ASPIRE in terms of supporting transition towards farming as a business and commercial agriculture for the domestic market. In most of the case the projects interventions in support to market linkages were limited to involving local buyers into Multi-Stakeholder Platforms, along with other value chain actors and service providers. In the forthcoming stage of the COSOP, there are opportunities to support farmers organisations reach a critical size and access export markets, in particular for premium products such as speciality rice, pepper, cashew nuts, etc.

In line with rapid changes in rural areas, targeting approaches of IFAD-supported projects in Cambodia have become more flexible and diversified to include slightly better-off farmers and other value chain agents (beyond farming). Support has been given to those who may be above the poverty line but are vulnerable to shocks, in addition to those below the poverty line. Moreover, the Ministry of Women's Affairs (MOWA) and its provincial departments (PDoWAs) have served as an efficient implementing partner for project

financed gender activities. Support to and partnerships indigenous peoples' organizations has been successful in the past and should be continued and strengthened.

Business literacy and access to finance has remained a key constraint for farmers to invest in "farming as a business". The recent strengthening of the Agriculture and Rural Development Bank (ARDB) and launch of the SME Bank and Credit Guarantee Corporation of Cambodia (CGCC) are positive developments.

B. Strategic orientation

The strategic orientation set by the Government of Cambodia and MEF is to respond to market signals to inform and guide investments in support of agricultural production for both import substitution on the domestic market and access premium export markets. This orientation implies that interventions need to be precisely targeted towards areas with potential for transformative impacts in the supply chain of key selected agricultural commodities.

Outreach targets in terms of number of provinces and rural households receiving services from projects are to be wisely dimensioned, and support is to focus on key stakeholders such as Agricultural Cooperatives and lead farmers that have proven ability to drive individual smallholders to benefit market opportunities. In that respect it is essential to develop market intelligence and ensure that market signals are effectively disseminated to the level of producers' organisations (POs). Project interventions priorities are to focus on supporting POs in building their decision-making processes, enhancing their planning and investment capacities and monitoring functions (including traceability and certification schemes) to quickly adapt and respond to evolving market demands. (Communication by HE VannDy)

This section outlines the COSOP alignment with government priorities with regards to the mainstreaming areas, specifically which national strategies COSOP results can contribute to and how. Strategies to be reviewed include the United Nations Development Assistance Framework (UNDAF), Sustainable Development Goals (SDGs), National Determined Contributions (NDCs) as well as overall and sector specific government strategies on gender, youth, nutrition, indigenous peoples and/or environment and climate.

C. Strategic actions

Strategic actions at programme level

Streamline Environmental, Social and Climate management framework across projects and interventions to facilitate monitoring of risks, impacts and implementation of mitigation measures and promote cross-learning

Consolidate the programmatic approach across the IFAD funded projects and programme. Ensure continuity and transition between ASPIRE and ASPIRE -AT in synergy with AIMS and SAAMBAT teams.

Mobilise water interventions by coordinating with projects operating under MoWRAM (CAISAR, WAT4CAM, etc)

Work in close synergies with other programmes, for example NURTURE (in vegetable value chains), DFAT project (complementarity with studies, assessments, and capacity building) and CASDP projects (in diversified commodities)

Engage with line agencies at subnational level through performance-based or target-based agreements to ensure efficiency of resources and accountability and promote public reform / decentralisation.

Strategic actions at market system level:

Promote the emergence of reliable and competent social (inclusive) enterprises specialising in processing and packaging of premium certified products / commodities for export markets.

Enhance visibility of premium certified Cambodian products on the international markets through participation in trade fairs and other events and forum (including on-line)

Promote urban customers awareness on the various certification schemes for vegetables, in view of building consumers' trust and support the domestic demand for safe vegetables commanding a price premium.

Support MSME in business development, certification schemes (GMP, HACCP, ISO, social responsibility etc.) access to finance, contract farming arrangement with POs, and market development.

The projects interventions are also to ensure that financial intermediaries have environmental and social policies and an associated environmental and social management system (ESMS) in place, as well as grievance redress mechanisms in place.

Strategic actions at POs level:

1. The focus is on strengthening of inclusive producer organisations for market participation (AIMS, ASPIRE-AT, TSSD) through:
 - Support the graduation of existing informal Producers' organisations into registered entities (AC, Union of AC,
 - Support existing and newly established AC and Union of AC to become mature and credible business partners in the agricultural value chains
 - Support AC to produce for the market and ensure reliability of supply, consistent quality and certification schemes where relevant (GAP, OA, etc).
 - Promote food safety in relation with nutrition outcomes
 - Support AC to provide support to their members to adopt sustainable production practices including: crop rotation, soil conservation measures, water saving technologies and water storage solution, renewable engines in production, post-harvest and processing stages, animal health and biosafety, safe handling and disposal of plastic and chemicals
 - Support AC to develop transparent and efficient management systems that promote participation and inclusiveness
2. Enhance sustainability of investments in infrastructures by applying high design and construction standard, and climate proofing measures
3. Promote the development of ICT solutions for business management and administration, market access, dissemination of knowledge, end users feedback loops and certification schemes (farm records for GAP for example)
4. Ensure greater inclusiveness and genuine participation of women, youth, IP, PwD and other marginal groups in decision making (women and youth in leadership position in Producers organisations for instance)

Targeting strategy

Geographic targeting: Rather than adopting criteria for selection of provinces, a flexible targeting approach should be adopted to ensure that outreach is in adequation with the geographic extend of each selected value chain. Th example of ASPIRE that has a nationwide intervention area combined with a decentralised implementation mechanism

has allowed to target areas with the most potential for agricultural development in line with the provincial agriculture development strategic plans.

Target groups

Poverty remains the core focus of the IFAD mandate. As Cambodia is transitioning toward upper-middle income country, the targeting strategy of the COSOP takes in account poverty trends and projections for the timeframe of the COSOP. It is expected that the proportion of poor households (ID card holders) will progressively decrease as households having received support from previous projects / phases have graduation from ID poor status. However these households are considered near poor and can revert back into poverty when impacted by negative events and shocks (pandemic, climate extremes, pests and diseases outbreaks, etc.)

The other key target groups are women, youth, indigenous people and persons with disability. The projects are to adopt mechanisms and measures to ensure the interventions are inclusive and allow participation of marginal groups.

The core target group of the COSOP is the Producers Organisations and their members including women, youth, IP and PwD. The PO members identified at this stage are:

- 88,000 rural households' members of 2400 business clusters supported by ASPIRE and
- 158,000 rural households' members of 1217 registered AC

Table 4: Producers' organisations (target groups)

PO	Nb of POs	Total	Female	% women
Business clusters	2484	88,036	34,883	40%
Agricultural cooperatives	1217	155,859	98,900	63%
Total	3701	243,895	133,783	55%

These producers organisations are either informal (business clusters, IGRF ,etc.) or formal (existing or newly established AC and Union of AC). Some of them are already supported by IFAD funded projects.

The COSOP aims at further supporting PO and their members to structure themselves and graduate towards mature organisations, capable of developing trust-based relationships with business partners and other institutional stakeholders.

Members of POs are generally smallholder farmers. Adopt a flexible multicriteria definition of smallholders such as the one used by the the National institute of Statistics of the Ministry of Planning:

Ministry of Planning defines Smallholders as "Small-scale holders are defined using a combination of two criteria, namely the physical size of the food producer, as expressed by the amount of operated land and number of livestock heads in production, and the economic size of the food producer, as expressed by its revenues. They are identified as the producers at the intersection of the bottom 40% of the distribution of farm physical size and the bottom 40% of the distribution of holding's economic size".

The targeting strategy should ensure that the projects' interventions do not generate impact for project beneficiaries and / or other rural people in the projects' areas. In particular the targeting strategy should systematically exclude:

- protected areas and wetland that are important for ecosystem services and migratory species,
- areas that are considered to have archaeological (prehistoric), paleontological, historical, cultural, artistic, and religious values or contains features considered as critical cultural heritage
- sites, structures, or objects with historical, cultural, artistic, traditional or religious values or intangible forms of culture (e.g. knowledge, innovations, practices)

- landscapes and natural features with cultural significance

D. Monitoring (and KM)

The CPSE conducted in 2017 found that M&E was a weak area in the country programme, though improving. Since that time the country portfolio has made strong efforts to strengthen M&E capacity through a combination of household impact surveys and comprehensive project MIS. ASPIRE's MIS system has been recognized as best practice in the region and has been adopted by AIMS and SAAMBAT. IFAD core indicators are systematically used in project logframes and standard guidance on measuring these indicators is applied. Knowledge is systematically shared through project websites. Under the COSOP 2022-27, M&E capacity will be further strengthened, for example ASPIRE-AT will use upgraded M&E and MIS tools of ASPIRE. IFAD Country Office and the Mekong MCO based in Hanoi provide ongoing implementation support while supervision is conducted with strong participation from PDT members, national consultants and a core group of international consultants with strong country knowledge and expertise.

Monitoring of outreach at project and programme level can be build on the existing detailed MIS databases maintained by project teams. In the coming years, the database of members of Business Clusters and Agricultural Cooperatives (AC) could be maintained at AC level to be used as a management tool by the AC administrative committee as well as by the project team to monitor outreach indicators in the result framework.

ASPIRE has developed innovative M&E systems and users feed back loops that directly inform the project interventions to reach the intended targets a set out in the ASPIRE Logical Framework:

- Programme budgeting performance measurement system, collected by CEW and directly feeding into the ASPIRE MIS system
- ICT4D: farmers' diary function included in CHAMKA app
- Social media groups allow for real-time interaction with representatives of beneficiaries and front-line extension workers on the ground

Such ICT based monitoring functions could be mainstreamed throughout the new interventions in the framework of the COSOP and provide real time data to inform the result framework indicators with disaggregation across mainstreaming dimensions: gender, youth, indigenous peoples, PwD and covering aspects related to nutrition and environment and climate.

Mapping as monitoring tools are already developed under ASPIRE and AIMS projects. Maps of business clusters is available on-line [here](#). Map of the agricultural cooperatives nationwide is also maintained by GDA [here](#).

It is suggested to streamline the use of the IFAD household resilience scorecard (for adaptation monitoring) and EX-ACT tool carbon balance measurement tool (for mitigation monitoring)

Stakeholders' consultation plan and Free Prior Informed Consent (FPIC) and grievance procedures are also to be mainstreamed new interventions in the framework of the COSOP. In particular, these measures can ensure that concerns and opinions of women, youth, poor people and marginal groups (IP and PwD) are properly recorded, analysed and addressed.

Knowledge management functions across projects and programmes could also be harmonized to build on lessons learned and disseminate good practices. There are valuable example of KM activities supported under ASPIRE that could be replicated in forthcoming

projects. Such KM function have proved useful to generate evidence for policy studies and formulation of national policies and strategies.

Access to Information is key to enhance economic empowerment and adaptation capacities. The projects and programmes can continue the dissemination of information through apps and the extension portal maintained at MAFF, and link project beneficiaries with Climate information services and early warning systems.

E. References

ADB, brief 171 Surface Water Resources Assessment of the Tonle Sap and Mekong Delta River Basin Groups: Improving Climate Resilience, Productivity, and Sustainability. Jungo Sakara, March 2021 ([link](#))

Blair G, Blair N. Nutrient Status of Cambodian Soils, Rationalisation of Fertiliser Recommendations and the Challenges Ahead for Cambodian Soil Science. Curr Agri Res

Climate Risk Profile: Cambodia (2021): The World Bank Group and Asian Development Bank. [link](#)

GFDRR, Cambodia Think Hazard report, 2020 ([link](#))

Hariri N. CDE, Scaling - up Sustainable Land Management (SLM) practices by smallholder farmers: working with agricultural extension to identify, assess and disseminate SLM practices, March 2021

Hayward, D. and Diepart J.-C. (2021). Deforestation in Cambodia. A story of land concessions, migration and resource exploitation. [link](#)

Henning A., Cambodia - Context and Land Governance, 2021 - in Land Portal [link](#)

ILO, Decent Work Country Programme 2019-2023 (2019) [link](#)

Ingalls, M.L., Diepart, J.-C., Truong, N., Hayward, D., Niel, T., Sem, T. and al, State of Land in the Mekong Region, 2019 [link](#)

Liguori J. et. Al, 2022, How do food safety concerns affect consumer behaviors and diets in low- and middle-income countries? A systematic review. Global Food Security Volume 32, March 2022, 100606. [link](#).

Oxford Poverty and Human Development Initiative (OPHI), Global MPI Country Briefing 2019: Cambodia (East Asia and the Pacific), September 2019

RGC (2018). Rectangular Strategy IV, Phnom Penh

RGC (2019). National Strategic Development Plan 2019-2023. Phnom Penh: RGC

RGC MoP, (2020). Report of Cambodia-Socio economic survey 2019/20. MoP: Cambodia

RGC, Cambodia Intercensal Agriculture Survey (CIAS), 2019 [link](#)

RGC, General Population Census of Cambodia 2019

RGC, Land Degradation Neutrality Targets, MAFF, January 2018 [link](#)

RGC, Law on Agricultural Cooperatives

RGC, Law on Water Resources (2009)

RGC, Ministry of Environment, updated Nationally Determined Contribution (NDC) for Cambodia, 2020 [link](#)

RGC, Ministry of Planning - National Report on Demography Socio-Economic Status of Indigenous People, 2021 (in Khmer) [link](#)

RGC, MoP-NIS, Statistical Yearbook, 2021

RGC, Neary Rattanak V, 2019-2023: Ministry of Women's Affairs' Five Year Strategic Plan [link](#)

SNEC, Cambodia's Agriculture Productivity: Challenges and Policy Direction, 2021

UNDP, The Next Frontier: Human Development and the Anthropocene Briefing note for countries on the 2020 Human Development Report, Cambodia, 2020

UNICEF and WFP, COVID-19 socio-economic impact assessment, July 2021 ([link](#))

COSOP preparation process

1. COSOP 2022-27 has been prepared through a consultative process with GoKC, development partners, private sector and civil society agencies.
2. Key preparatory studies included preparation of the SECAP Background Study (Appendix IV). Additional background research was undertaken by Ms. Vini Pathak of University of California at Berkely under a capstone studies programme.
3. An in-country mission was conducted from 14th February 2022 until 19th March 2022. The mission was a joint mission for design of COSOP 2022-27 and ASPIRE-AT and also benefited from participation of the team designing CREA. A formal kick-off meeting chaired by MEF and with stakeholders participating was conducted on 28th March 2022.
4. The mission undertook field visits in five provinces, engaging in discussions with farmer groups and agriculture cooperatives, Unions of Agriculture Cooperatives, private agri-businesses and Provincial Departments of Agriculture Forestry and Fisheries (PDAFF).
5. In Phnom Penh and through remote meetings, the mission conducted discussions with Ministries and departments, development partners, UN agencies, NGOs and farmer representative organisations.
6. The outline COSOP was presented in a pre-wrap up meeting with MEF on a 17th March 2022 and in a formal wrap up on 18th March 2022. Participants in the formal wrap-up included concerned GoKC agencies, DPs, UN agencies and civil society organisations.
7. An Aide Memoire outlining mission agreements on design of the COSOP was prepared and was signed by MEF on behalf of GoKC on...
8. The COSOP was presented to a meeting of the UN Country Team in Cambodia on morning 5th April 2022 and was presented to a meeting of the Technical Working Group on Agriculture and Water on afternoon 5th April 2022.
9. A revised COSOP document, reflecting feedback received as well as IFAD internal review, were presented to a stakeholder workshop on kick off meeting at final design in late May 2022.

Agreement at completion point

Kingdom of Cambodia Country Strategy and Programme Evaluation Agreement at Completion Point

A. Introduction

1. This is the first country strategy and programme evaluation (CSPE) in the Kingdom of Cambodia by the Independent Office of Evaluation of IFAD (IOE). The main objectives of the CSPE were to: (i) assess the results and performance of the IFAD-financed country strategy and programme; and (ii) generate findings and recommendations for the future partnership between IFAD and the Royal Government of Cambodia (RGC) for enhanced development effectiveness and rural poverty eradication.
2. The CSPE reviewed the evolution of the strategy, results and performance of the partnership between IFAD and the Royal Government of Cambodia since the Fund started operations in 1997, but with a focus on the period 2007-2017 particularly for the investment portfolio. The CSPE covers the investment portfolio (seven projects that were approved between 2000 and 2016), non-lending activities (knowledge management, partnership-building and policy dialogue, including grants), as well as country programme strategy and management.
3. This agreement at completion point (ACP) contains recommendations based on the evaluation findings and conclusions presented in the CSPE report, as well as proposed follow-up actions as agreed by IFAD and the Government. The signed ACP is an integral part of the CSPE report in which the evaluation findings are presented in detail, and will be submitted to the IFAD Executive Board as an annex to the new country strategic opportunities programme for the Kingdom of Cambodia. The implementation of the recommendations agreed upon will be tracked through the President's Report on the Implementation Status of Evaluation Recommendations and Management Actions, which is presented to the IFAD Executive Board on an annual basis by the Fund's Management.

B. Recommendations and proposed follow-up actions

4. **Recommendation 1: Develop and operationalize a two-pronged strategy for the portfolio** with support to: (i) agricultural commercialization with a focus on relatively advanced smallholders; and (ii) coping strategies of poor households. This is largely in line with the orientation of the 2013 COSOP, which recognized the need for "distinct development pathways and intervention modalities ... for the food-insecure, the rural poor at the subsistence level, and vulnerable rural households just above the poverty line". It is important to develop and operationalize tailored strategies in light of the profiles of the target group and specific contexts, e.g. agricultural potential and market opportunities in specific geographical areas.
5. For the first category, support for primary production may need to be more specialized and of higher technical quality than that provided to date in the projects, and also shaped by buyers' priorities. While group-based training may be relevant for some subjects, individual technical advice may also be needed. Advisory services should also be complemented by support for access to means of production including appropriate labour-saving technologies (including mechanization), as well as market infrastructure. Strengthening of farmer groups/organizations to facilitate marketing will be an important element. While a value chain approach may be pursued, it should be flexible and dynamic in order to exploit changing market opportunities, rather than being of a long-term bureaucratic planning nature.

6. Support to coping strategies of poor households may cover productive activities such as feasible non-land-based activities and simple labour-saving tools, or providing safe drinking water facilities nearby or a good village access road. For many of these poor households, emphasis may be on income-generating agricultural activities that are *complementary* to non-agricultural or off-farm activities. For young people from poor households who have decided to leave the village, the IFAD-Government partnership could explore ways to help them earn better incomes, possibly including vocational training or advice on contracts, and on how to invest their surplus income in the form of remittances back in the village.
7. This two-pronged strategy should not be pursued by separating households into different groups, as was the case in earlier projects, but rather by defining different flexible support menus, which would also need to be tailored to the contexts in different geographic locations.

Proposed Follow-up: *Agreed. IFAD and the Government will adopt inclusive productivity improvement and upscaling smallholder commercialization and market linkages in a more strategic and programmatic approach going forward with clear objectives to cater to the varied contexts of the target population. This will be done in current and future projects, while being cognizant of the fact that implementing a two-pronged strategy will lead to more challenging project designs with implications on the size, duration, structure of costs, managerial capabilities to be installed and level of technical assistance required, in particular.*

At the country programme level, in order to align with the timelines and priorities of the Government's next National Strategic Development Plan (NSDP 2019-2023), the current COSOP will be extended and updated in the interim taking on board the recommendations made through the evaluation and the RGC strategic shift towards greater focus on commercialization and provision of enabling market infrastructure. The new COSOP will be informed by a COSOP completion review, learning from CSPE, this RGC shift in focus and aligned with the new NSDP.

- *The preparation of a new project concept note between RGC and IFAD will provide an opportunity to reflect on and elaborate the two pronged strategy building on the demand-driven, pluralist service provision approach initiated in ASPIRE. Other opportunities for support such as contract farming mechanisms, local market infrastructure (e.g. small irrigation schemes, local market infrastructure, roads, etc.), small and medium enterprise development will also be explored and accommodated.*
- *COSOP monitoring system online will be strengthened and produce annual note on country programme progress. Annual portfolio review workshop (AcPOR) and tripartite quarterly meetings between MEF, IFAD country office and project teams will be strengthened.*
- *IFAD participation to national think tanks (i.e. policy makers and project implementers) and thematic working groups will be strengthened.*

At the project level, in order to improve the performance (delivery, disbursement and quality outputs) of the current portfolio, each project under portfolio will reinforce the two-pronged strategy to upscale agricultural commercialization of advanced smallholders and support to resilience of poor households. For the ongoing projects:

- *ASPIRE and SRET will prioritise their interventions through the revision of the Agriculture Strategic Development Plan (ASDP) and Provincial Agriculture Strategic Development Plan (PASDP), including a refined integrated provincial zoning of (i) areas with favourable market conditions for agricultural*

commercialization of advanced smallholders and (ii) areas with potential to promote integrated farming system as a coping strategy of poor households.

- *TSSD additional financing will help LIG members to better respond to markets through Market Improvement Groups (MIGs) and promote LIG Associations in favour of poor households.*
- *AIMS will help Farmer Organizations and groups to better response to markets and at the same time bring poor households to be part of the organization*

Responsible partners: all projects/programmes, line agencies (MEF; MAFF, MoWA; MOC, etc.) and IFAD

Timeline: 2018 onward. COSOP will be updated and extended taking on board the CSPE recommendations, in the interim, in order to align the new COSOP with the Government's upcoming NSDP

8. **Recommendation 2: Balance investment in human capital and rural organizations supported by strategic partners, with tangible items.** The investment in "soft" aspects such as skills development, human capital and organizational strengthening continues to be critical, and should be balanced with investment in tangible items such as infrastructure, post-harvest facilities, and access to finance that could enable beneficiaries to put the skills and knowledge acquired into practice. Investment in human capital could cover not only productive skills but also broader subjects such as gender issues (as has been done), nutrition, adult literacy, and information on relevant laws and regulations. At the same time, it should be recognized that a long-term perspective is needed for investment in human and social capital and empowerment. This is particularly relevant in Cambodia, given its history, and calls for caution against making an investment decision based only on traditional economic rates of returns.
9. In supporting the formation and strengthening of organizations of the target population (e.g. farmer groups), careful consideration should be given to the main purposes and roles of different types of organizations with different member profiles, and a realistic exit strategy should be built into the design.
10. To ensure quality support specifically for "soft" aspects and innovations, given limited capacity in the public sector, IFAD and the Government should seek opportunities for strategic partnerships with experienced institutions that could provide crucial technical assistance and could support the Government, with IFAD co-financing or financing.

Proposed Follow-up: *Agreed. In line with Government development strategy and Debt sustainability Strategy, IFAD and the Government will balance soft and hard investments in IFAD funded projects. Investments in hard elements and market infrastructure will be coupled with soft investments in building partnerships with private sector, service providers and technical assistance to improve the capacity of the small holder farmers for better linkage with market and sustain post-project investments.*

- *The portfolio will improve its targeting strategy by working with all groups of farmers from the poverty scale (below and above national poverty line) and adapt activities to small and medium farmers in that scope with the central focus on sustainability of livelihoods.*
- *On hard investments, IFAD and the Government will work towards IFAD operations investing more in rural infrastructure including in the field of irrigation, market infrastructure which includes road to market, village markets and production linked market facility, rural energy and microfinance.*

- *On soft investments, in addition to the soft components of the ongoing portfolio, as part of the partnership strategy of each project through service providers, partners will be identified to provide support during project implementation towards strengthening the human capital aspects. Technical assistance will also be sought from the academe, research institutions, as well as experienced partners to promote innovation in existing projects SRET, ASPIRE, AIMS, TSSD as demonstrated by PADEE. The key focus will be coupling skills development with provisions for enabling the application of the acquired skills to improve and sustain livelihoods.*

Responsible partners: MEF and all projects/programme

Timeline: 2018 onward

11. **Recommendation 3: Pursue more strategic planning and use of grants and investment financing to deepen partnerships with farmer organizations/associations.** Support to and partnerships with farmer associations/organizations and indigenous peoples' organizations should be continued and strengthened. So far, the corporate initiatives and regional grants have facilitated linkages between these institutions at national level and the country programme. There is a need for more strategic planning and use of IFAD financing, both grants and within the framework of investment projects, to work with these organizations of different types and at different levels. Enhancing partnerships and strengthening their capacity can contribute to: (i) empowerment of these organizations and their members; (ii) better country programming and project design reflecting the priorities of the target group; (iii) relevant inputs to supervision and implementation support; and (iv) influence on policy engagement through partner organizations that represent their members and IFAD's target group.

Proposed Follow-up: *Agreed. Each project under the portfolio will further engage and deepened partnership with existing Farmer Organizations (FOs), Cooperatives/Advance Smallholder Groups and their national federations representing smallholders, Indigenous Peoples' Organizations (IPOs) and their network and youth/women organisations. For the current portfolio:*

- *ASPIRE/SRET: (i) will further bring FO, Cooperatives/Advance Smallholder Groups and IPO representatives to engage with all policy discussion forum; (ii) will further help them to fully engage with Extension Hub; (iii) will engage farmers (for farmer-to-farmer (F2F) training), as well as FOs and IPOs and Cooperatives/Advance Smallholders Group to implement GESS (Grant for Extension Service for Smallholders) under Instrument #3 (Support to Agricultural Cooperatives and other farmers' organisations/federations representing smallholders).*
- *TSSD AF: will further strengthen the LIG national association and connect them to the existing Farmer Organization Network.*
- *AIMS: is partnering with National Farmers' Organization Federations Forum (NF3) and others and will extend their scope of work help their members to engage better with the market.*

Support of regional grant MTC2 in support to smallholder farmer organisations co-financed by IFAD, Swiss Agency for Development and Cooperation (SDC) and European Union (EU) will be continued and where possible, beneficiary targets modified to address the RGC strategic thrust for commercialization and sustainability of livelihoods aspects. With regard to the new project, and building on the progress of AIMS, IFAD and the Government will explore the possibility to engage with agro-industry and agribusinesses as a way to involve farmers organisations in value chain development and organisation. Learning from the

strengthened partnerships with smallholder farmers organizations will be embedded into future designs of projects and the country programme.

Responsible partners: all projects/programmes, line agencies (MEF; MAFF, MOWA; MOC etc.) and IFAD

Timeline: 2018 onward

12. **Recommendation 4: Explore options for supporting regulatory services in agriculture in future pipeline development.** It is likely that the various value chain platforms to be established under AIMS will point to a lack of regulatory services - such as phytosanitary and veterinary control, standard and quality control, certification, and food safety issues - as a constraint, and some ad hoc regulatory services may be financed. Given the low starting point, a more systemic and programmatic approach will be required, which in turn assumes mobilizing financing from various sources.

Proposed Follow-up: *IFAD and the Government agree with the recommendation to strengthen regulatory services, especially in what concerns the implementation of the existing regulatory framework as compared to the creation of new regulations.*

- *Under the framework on technical working groups (coordinated by Government and DPs), Sub-Working Groups will include members from all IFAD supported project to develop and implement an action plan to support phytosanitary and veterinary control, standard and quality control, certification, and food safety as well as nutrition. The activities will be co-funded by all projects in partnership with other development partners.*
- *ASPIRE will continue developing extension services and more specialised advisory support like phytosanitary, and veterinary services with the Ministry of Agriculture.*
- *AIMS will strengthen food safety and standards with the Ministry of Commerce.*

Responsible partners: all projects/programmes, line agencies (MEF; MAFF, MOWA; MOC etc.) and IFAD

Timeline: 2018 onward. Action plan to be developed under the Technical Working Groups.

13. **Recommendation 5: IFAD to work with the Government to strategize and facilitate mobilization of other partners to invest in smallholder agriculture.** In addition to potential support to regulatory services (Recommendation 4), ASPIRE and AIMS could serve as a platform to bring in other partners for two important areas: agricultural extension; and pro-poor agricultural value chain development. IFAD's financing and role should help leverage other partners and resources.

Proposed Follow-up: *IFAD and the Government agree with the recommendation to increase rural development partnerships in the country.*

- *All IFAD funded projects will mobilize more private sector investment in support of commercialization of small holder agriculture through the VC Innovation Fund (AIMS), PPP instrument (ASPIRE), and Market Infrastructure (TSSD). The projects will support the creation of an enabling environment for the engagement of the private sector.*
- *ASPIRE and AIMS will mobilize more development partners (DPs) to support Extension Services, Programme Budgeting and Markets.*
- *More partnerships MoUs at the corporate and project level with DPs will be materialized by ongoing IFAD funded projects. At the country programme*

level, after USAID signed a MOU with IFAD in 2017, European Union, Agence Française de Développement, World Bank and others will be approached to that effect.

- All IFAD funded projects will ensure improved coordination including through thematic working groups.
- IFAD will increase its participation in national think tanks and thematic working groups to ensure greater visibility for smallholder agriculture in the country with the aim at strengthening partnerships and mobilizing greater financing.

Responsible partners: all projects/programmes, line agencies (MEF; MAFF, MOWA; MOC etc.) and IFAD

Timeline: 2018 onward

Signed by:

H.E. Vongsey Vissoth
Secretary of State
Ministry of Economy and Finance
Royal Government of Cambodia

Date: 05 MAR 2018

Mr. Perin Saint Ange
Associate Vice-President, Programme Management Department
International Fund for Agricultural Development

Date: 05 MAR 2018

Strategic partnerships

<i>Partnering objectives</i>	<i>Partners/networks/platforms</i>	<i>Partnership results and outcomes</i>	<i>Justification for partnership</i>	<i>Monitoring and reporting (to be completed for CRR and CCR)</i>
Programme Coordination and Implementation	MEF	Leadership and coordination of COSOP	GoKC lead strategic partner of IFAD	COSOP results
	MAFF	Project implementation	Lead technical agency in agriculture sector	Project M&E
	MEF, MoC, NCDD-S, MoWRAM, MoWA	Project implementation	Implementing responsibilities according to specific mandates	Project M&E
Engaging in policy and influencing development agendas	TWG on AW	Improved synergy of support on the investment agriculture sector	MAFF, MoWRAM and all DPs are actively engaging with the technical working group.	Progress against Join Monitoring Indicator.
	MAFF	Improved the Cambodia Extension Policy and adoption of the Agriculture Development Policy.	These are the policies to support the Cambodia 2030 vision to become middle upper country and a central part of the National Covid Economic Recovery Strategy of the Royal Government of Cambodia.	COSOP progress against the ASDP indicator.
	SNEC	Improve the support for investment on Agriculture VC financing.	SNEC is a policy thinktank in providing high-level policy advice to the leadership of Royal Government of Cambodia (GOKC) and through the recently established Analytic Unit for the Agriculture Sector (AUAS), conducts a set of broad and specific policy studies to inform policy planning and decision-making process for inclusive and sustainable agriculture development and to formulate evidence-based policy recommendations.	Policy study on the Agriculture VC financing.
	Grow Asia	Policy Dialogue on agribusiness strategies	Grow Asia is a multi-stakeholder platform that builds field-, national- and regional-level partnerships to broker market-driven solutions that cultivate inclusive, resilient and sustainable food systems in Southeast Asia. Grow Asia implements SEEDs jointly with IFAD and is a potential partner for collaboration on policy issues	Dialogue reports and policy products
	Farmer Networks (FNN, CFAP, Asian Farmers' Association)	Policy dialogue on support to smallholder farmers.	IFAD has long-standing relationships with CFAP and FNN in Cambodia. FNN is a member of AFN	Dialogue reports and policy products
Leveraging Co-financing	Ministry of Economy and Finance	Leverage co-financing from government, other IFI and DPs.	Key partners and IFAD direct counterpart.	Number of key partners IFI and co-financing share status.
	ADB, EIB, EU	Co-finance ongoing / proposed projects (TSSD, SAAMBAT, ASPIRE-AT)	Leverage IFAD technical strengths through co-financing	Number of key partners IFI and co-financing share status.
	AC/UAC	Leverage co-financing from the beneficiary	AC has good linkages with its member and respect from Government.	Farmer investment in IFAD supported project activity.

	SME	Leverage co-financing to invest in Agriculture Sector.	Key partners in Agriculture VC	SME investment in IFAD supported project activity.
Enabling coordinated country-led processes	TWG on AW	Improved synergy of support on the investment agriculture sector	MAFF, MoWRAM and all DPs are actively engaging with the technical working group.	Progress against Joint Monitoring Indicator.
	RBA	Collaborative initiative on nutrition	In the framework of the Second National Strategy for Food Security and Nutrition 2019-2023, the RBAs have agreed to work on agriculture and nutrition.	Join programme to be developed
	UNCT	Improved UNDAF monitoring	In collaboration with Government, major effort to improve data collection for indicators that will support results monitoring for IFAD projects	UNCT minutes and reports
Developing and brokering knowledge and innovation (including SSTC)	Swiss Agency for Development and Cooperation (SDC)	Develop innovative financing model with private sector	CHAIN funded by SDC showing good results in horticulture sector and could be expanded to IFAD project areas	Relevant project reporting
	SSTC and Knowledge Centre, Beijing	Support SSTC particularly for agriculture trade policy	China is key market for Cambodian agriculture produce	Project reporting in ASPIRE-AT
Strengthening private sector engagement	Private Sector Coordination Platform to be developed under ASPIRE AT	Understanding of key policy issues impacting smallholder commercialization and advocates for change.	Government give high priority to the private sector engagement platform and will be developed under ASPIRE AT	ASPIRE-AT reporting
Enhancing visibility	TWG on AW	IFAD co-chairs group and ensures IFAD work is understood and profiled	All key development partners participate, along with Government	TGW-AW meeting minutes

South-South and Triangular Cooperation strategy

1. IFAD recognizes South-South and Triangular Cooperation (SSTC) as an important instrument for delivery on its mandate of increasing agriculture production and productivity, food security, nutrition and incomes of poor people living in remote rural areas in developing countries. IFAD's Strategic Framework 2016-2025 emphasizes the need to expand SSTC in terms of both knowledge-based cooperation and investment promotion, as an integral part of its business model and of its country programming process. Accordingly, SSTC is embedded into this COSOP as a means to tap into the experiences or resources from other countries, as well as an opportunity for Cambodia to share experiences and resources with others. SSTC will be an instrument for exchange of knowledge, skills, resources and technical know-how on smallholder agriculture and rural development, as well as a means for promoting investments and financial flows to promote development in Cambodia.
2. Cambodia graduated to Lower Middle Income Country status in 2015 and it aspires to attain upper middle-income status by 2030. The aspiration for the agriculture sector is to transform the sector into a modern, competitive, inclusive, climate-resilient and sustainable industry that will increase farmers' income, prosperity and well-being. Accordingly, SSTC activities that support this objective need to be promoted.
3. Engagement in SSTC will also support recovery from negative impacts of COVID-19 on agriculture in Cambodia which include: (i) disrupted agricultural supply chains, (ii) curbed food consumption behaviour of poor and vulnerable groups, (iii) temporary unemployment and loss of income sources, (iv) farmers' market access for procuring raw materials and hiring labourers, (v) low prices of forced sales of agri-products mainly at farmgate.
4. **Trade facilitation** is a key issue for agriculture exports in Cambodia. New export markets for Cambodia are opening as a result of GoKC's negotiation of trade agreements. Such trade agreements have created opportunities for future export growth. Cambodia's agriculture products are recognized as high quality by international markets. Cambodia may be better placed to compete for premium markets rather than where price is the main consideration. With expansion of export markets, there is an opportunity to improve certification system.
5. **ICT4D** is another key opportunity for investment promotion and technical exchange. Cambodia has had cooperation with the Republic of Korea in this area. The E-Project for Agricultural Development and Economic Empowerment (E-PADEE) was implemented with funding from the Republic of Korea in 2013-2016 under the broader framework of IFAD's Project for Agricultural Development and Economic Empowerment (PADEE).
6. Further collaboration with Republic of Korea has resulted to the development of the digital Chamka App under the grant project "ICT Services for Smallholder Value Chains in Cambodia". The project, managed by the ASPIRE programme, targeted smallholder and business clusters supported by ASPIRE and AIMS, concluded on 30 June 2021. Assessment conducted by the independent evaluator, SwissContact, found that most of the smallholder farmers reported that "the Chamka app was useful to improve their knowledge, to receive market information, and find support through the experts using chat messaging service."

7. Digital technology remains an important area for SSTC in Cambodia building on the previous successful pilots.
8. At the **policy level**, Cambodia is part of the Sub-regional grant: *Network for Agriculture and Rural Development Think-Tanks for Countries in Mekong Sub-region (NARDT)*. The overall goal is to improve quality of policy formulation and impacts of policy implementation in agriculture and rural development sector through the promotion of information sharing, experience exchange, joint research and institutional capacity strengthening for the policy think-tanks, networks and dialogues in Cambodia, Laos, Myanmar and Vietnam.
9. On **renewable energy**, the S-RET project has supported smallholder farmers to adopt affordable renewable energy technologies such as solar water pumps, efficient cooking stoves and bio-digesters, as well as increase their knowledge of renewable energy technologies for agricultural production, processing and/or post-harvest handling. Thus generating climate benefits and improve the climate resilience of smallholders. The S-RET project has been implemented in Cambodia under the title: *Building Adaptive Capacity Through The Scaling Up Of Renewable Energy Technologies In Rural Cambodia (2016-2022)*, funded by Global Environment Facility (GEF).
10. There is potential for linkages between Commercializing Renewable Energy for Adoption in Rural Cambodia (CREA) and Climate Smart Agricultural Transformation (CSAT) in Vietnam. The CSAT project will be implemented in the Mekong Delta – Tra Vinh and Ben Tre provinces and will scale out good practices of AMD, which includes promoting, RET with a focus on adaptation. Collaboration is foreseen in key areas, such as, knowledge and technology transfer with key institutions.
11. Through the China-IFAD South-South and Triangular Cooperation Facility a grant proposal has been submitted under the title: *Support to the Export-Led Agricultural Sector in Cambodia (SELAS)*. The proposal will be implemented under ASPIRE – AT and will focus on the 3 strategic priorities namely: i) promoting innovations in strengthening the productive, managerial, financial and marketing capacities of rural people ii) Pilot inclusive production and business models that generate higher incomes, and iii) Promote investments and trade. The themes to be covered are i) Facilitating access to markets in conditions of specific barriers in a given context; ii) Building trade capacities to enable smallholder producers to meet quality and sanitary standards of overseas markets.
12. On **strengthening of Farmer Organizations**, Cambodia is part of on-going FO grants including Asian Pacific Farmers' Programme (APFP) and Farmers Organizations in Asia (FO4A).
13. SSTC activities embedded in the country programming of IFAD operations in Cambodia will provide continues improvement of the portfolio. This will include improving the efficiency and effectiveness of IFADs operating model in Cambodia through the programme approach. Through lending and non-lending activities, the SSTC activities will build on previous and on-going collaborations while promoting new approaches and innovations.

Country at a glance

Country Portfolio Summary

Region	Asia & the Pacific	Member of Country Groups :	
Country	Cambodia	Least Developed country	Yes
Current Financing Terms	Blend	Low-income, food deficit	Yes
Ranking all Countries	21	HIPC DI Eligible	Yes
Ranking within region	8		

Country Indicator	Value	Year	Source
Agriculture, value added (% of GDP)	23.38	2017	World Bank
GNI per capita, Atlas method (current US\$)	1,230.00	2017	World Bank
Human development index (HDI) value	0.58	2017	UNDP
Population, total	16,005,373.00	2017	World Bank
Rural population	12,327,338.00	2017	World Bank

Key Dates

Last RB-COSOP Approved AVP/PMD	
First Project Approved	11 Sep 1996
Last Project Approved	12 Sep 2019

IFAD Interventions

	<u>Number of Projects</u>	<u>IFAD Approved USD ('000)</u>
Available for Disbursement	4	167,420
Financial Closure	6	88,748
Total IFAD commitment	10	256,168

IFAD Interventions Summary

Project Number	Financing Instrument ID	Currency	Approved Amount	Disbursed	Loan/Grant Status	Project Status	Board Approval	Cooperating Institution
1100000517	1000002313	XDR	3,300,000	94%	Closed	Closed	11 Sep 1996	WB
1100001106	1000002413	XDR	6,350,000	94%	Closed	Closed	08 Sep 1999	UNOPS
1100001175	1000002455	XDR	7,850,000	93%	Closed	Closed	07 Dec 2000	IFAD
1100001261	1000002535	XDR	10,850,000	97%	Closed	Closed	18 Dec 2003	IFAD
1100001350	1000002819	XDR	6,400,000	100%	Closed	Closed	18 Apr 2007	IFAD
1100001350	1000004136	XDR	850,000	82%	Closed	Closed	13 Dec 2011	IFAD
1100001350	1000004137	XDR	850,000	82%	Closed	Closed	13 Dec 2011	IFAD
1100001464	1000003593	XDR	4,250,000	100%	Closed	Disbursable	17 Dec 2009	ADB
1100001464	1000003592	XDR	4,250,000	100%	Closed	Disbursable	17 Dec 2009	ADB
1100001464	2000002168	USD	10,000,000	39%	Disbursable	Disbursable	17 Dec 2017	ADB
1100001559	1000004241	XDR	11,300,000	100%	Closed	Closed	03 Apr 2012	IFAD
1100001559	1000004239	XDR	11,300,000	99%	Closed	Closed	03 Apr 2012	IFAD
1100001559	2000001394	XDR	2,100,000	78%	Closed	Closed	28 Nov 2015	IFAD
1100001703	2000000744	XDR	17,700,000	97%	Disbursable	Disbursable	16 Dec 2014	IFAD
1100001703	2000000743	XDR	10,150,000	99%	Disbursable	Disbursable	16 Dec 2014	IFAD
1100001703	2000002531	USD	200,000	100%	Disbursable	Disbursable	08 Sep 2018	IFAD
1100001703	2000002532	USD	12,060,000	99%	Disbursable	Disbursable	08 Sep 2018	IFAD
2000001268	2000001751	USD	36,300,000	53%	Disbursable	Disbursable	14 Dec 2016	IFAD
2000002278	2000003102	USD	53,186,000	6%	Disbursable	Disbursable	12 Sep 2019	IFAD
2000002278	2000003101	USD	1,200,000	9%	Disbursable	Disbursable	12 Sep 2019	IFAD

Projects in Pipeline

<u>Current Phase</u>	<u>Number of Projects</u>	<u>IFAD Proposed Financing USD ('000)</u>
Pending	2	52,909
Total	2	52,909

Financial management issues summary



COUNTRY	Cambodia	COSOP	Programme: <i>Insert Project Acronym</i>
A. COUNTRY PORTFOLIO PERFORMANCE			
Country – FM KPIs:			
<i>FM Inherent Risk:</i>	High	TI index slightly improves, in 2021 the score is 23/100, 2 points increase in comparison to 2020 and is ranked 157/180 (160/180 in 2020 and 162/180 in 2019) however Cambodia is still within 27 countries with lowest scores. 2019 RSP rating is 3.8 which is within the average of Asia Pacific, specifically the indicator for Rural Governance, Transparency and Public Administration is 2.3 which is still below the average of this indicator of Asia Pacific region.	
<i>Country Disbursement Ratio (rolling-year)</i>	9.50%		
<i>Outstanding Ineligible Expenditure</i>	NIL		
<i>Outstanding Advances (Projects in Expired Status)</i>	28,518 USD (refund letter sent to Gov in Mar 22, payment is expected in the same month)		
<i>Applicable PBAS cycle:</i>	IFAD12		
<i>PBAS Available allocation:</i>	-38,909,025		
<p>PEFA (2015), The Royal Government of Cambodia (GOKC) has embarked on an ambitious Public Financial Management Reform Program (PFMRP) since 2004. The previous PEFA assessment, published in 2010, identified important strengths in the robust budget preparation process, improved in-year predictability of funding of the budget and the gradual expansion of the Treasury Single Account. However, it also identified challenges to further maintain and strengthen the credibility of the budget. 2015 PEFA indicates following highlights: Overall, the government systems show strong performance (scores of A and B) on aggregate budget outturns for both revenue and expenditure (PI-1 and PI-3), on transparency in inter-governmental fiscal relations (PI-8) and in orderliness and participation across government in the annual budget formulation process (PI-11). Most of the PFM functions reflected in the remaining government performance indicators show significant weaknesses (score C and D), although sub-systems represented by individual indicator dimensions indicate strengths in many narrower, functional areas (in 15 of the remaining 24 government indicators). In general, the donor practice indicators indicate significant weaknesses i.e. low levels of support to or trust in the functioning of government systems from development partners.</p> <p>ROSC (2021). Through the significant efforts of the Ministry of Economy and Finance (MEF) and regulators, the country's institutional accounting system, almost non-existent in 2007, is established. Operational and regulatory processes are being established and bedded down. International standards such as IFRS2, the IFRS for SMEs3, and International Standards on Auditing4 (ISA) have been adopted full. Enforcement processes are being established for the economic sectors which have significant public interest: banks and financial institutions, insurance companies, entities with stocks or bonds listed on the CSX, and MFIs. Accounting and auditing standard setting and audit oversight bodies have been established. Corporate governance concepts have been introduced. Sector regulators such as NBC, the Supervision Division of the Insurance and Pension Department of the General Department of Financial Industry of MEF (ISD), and SERC have provided guidance on financial reporting and auditing and have monitored the periodical reporting.</p>			

ROSC indicates challenges and finding in following areas: i) Financial transparency and adequate financial disclosures should be required and enforced for wholly owned SOEs; ii) Audit Quality Monitoring Committee (AQMC) faces budget challenges to ensure independent experienced qualified reviewers can be hired and retained; ii) Recent surveys by international organizations revealed Cambodia still has a serious shortage of public accountants in terms of both quantity and quality. Iv) Public disclosure of annual financial statements by several banks, MFIs, and insurers is still not fully compliant or timely.

Debt sustainability, according to IMF 2021 Article iv consultation: The public finances have been stressed, but debt risks remain low overall. 2020 saw a fiscal deficit, after a surplus in 2019. During the next decade. Overall, Cambodia remains at low risk of external and overall debt distress. Under the baseline scenario, external debt remains well below thresholds. In line with a wider fiscal deficit over the medium term, external debt is projected to gradually rise from 36 percent of GDP in 2021 to 38.1 percent of GDP in 2028, before stabilizing at around 37 percent of GDP in early 2030s.

Debt restructuring: There is no debt restructure for Cambodia.

Corporate Disbursement Ratio Methodology considers ASAP, AFD, IFAD, KFW and SPA financing sources only.

CURRENT LENDING TERMS	Blend
------------------------------	-------

B. PORTFOLIO, FM RISK & PERFORMANCE

Existing Portfolio:

Project	Financing instrument	FLX Status (2)	Lending Terms	Currency	Amount (million)	% Disbursed	Completion date
TSPRSDP	200000216800	DSBL	HIGHLY CONCESSIONAL TERMS 0.75 pc	USD	10	38.89	28/02/2023
ASPIRE	200000074300	DSBL	ASAP GRANTS	XDR	10.15	99.01	31/12/2022
ASPIRE	200000074400	DSBL	HIGHLY CONCESSIONAL TERMS 0.75 pc	XDR	17.7	96.81	31/12/2022
ASPIRE	200000253100	DSBL	LOAN COMPONENT GRANTS	USD	0.2	100	31/12/2022
ASPIRE	200000253200	DSBL	HIGHLY CONCESSIONAL TERMS 0.75 pc	USD	12.06	89.88	31/12/2022
ASPIRE	200000348500	DSBL	SUPPLEMENTARY FUNDS GRANTS	USD	0.54	83.64	29/06/2022
ASPIRE	200000375300	DSBL	SUPPLEMENTARY FUNDS GRANTS	USD	0.63	90	29/06/2022
AIMS	200000175100	DSBL	HIGHLY CONCESSIONAL TERMS 0.75 pc	USD	36.3	42.2	30/03/2023
S-RET	200000156300	DSBL	ECD GRANTS	USD	4.6	100	31/12/2021

SAAMBAT	200000310100	DSBL	LOAN COMPONENT GRANTS	USD	1.2	9.17	29/09/2025	
SAAMBAT	200000310200	DSBL	HIGHLY CONCESSIONAL BY CURRENCY	USD	53.19	5.65	29/09/2025	
ICT Value Chains in Cambodia	200000236000	EXPD	SUPPLEMENTARY FUNDS GRANTS	USD	0.5	100	29/06/2021	

Project	Project FM risk rating	Performance Score: Quality of Financial Management	Performance Score: Quality & Timeliness of Audit	Performance Score: Disbursement Rate	Performance Score: Counterpart funds
TSPRSDP	Moderate	Moderately Satisfactory	Mod. satisfactory	Unsatisfactory	Satisfactory
ASPIRE	Low	Satisfactory	Satisfactory	Satisfactory	Satisfactory
AIMS	Low	Moderately Satisfactory	Satisfactory	Moderately Unsatisfactory	Satisfactory
S-RET	Low	Satisfactory	Satisfactory	0	0
SAAMBAT	Moderate	Moderately Satisfactory	Satisfactory	Unsatisfactory	Satisfactory
ICT Value Chains in Cambodia	Moderate	Satisfactory	Satisfactory	Satisfactory	Not Specified

Despite the weakness in PFM, FM of IFAD portfolio is moderately satisfactory in overall with the adaptation of country PFM with the absent of government treasury, state audit on donor funded project. Instead there are separate project designated fund flow, financial software and reporting and private external auditing in place to ensure the project's FM functioning. Project PMUs are managed by LPA/IA key staff with contracted supporting staff and advisers at the national level and government staff at provincial level, this mechanism is expected to continue in the future for IFAD funded projects.

Currently, there is no ineligible expenditure. IFAD projects audited by independent external auditor appointed by MEF with very good performance score, internal audit carried out by line ministry for ensuring the compliance with Government Standard Operating Procedures (SOP) and IFAD covenants.

Current portfolio is well performing with some identified weaknesses:

- Disbursement rate: TSPRSDP (under CI administration), SAAMBAT, AIMS are slow in disbursement which derived from the slow formation of project PMU and recruitment of staff, complex organizational structure (2 Implementing agencies for AIMS and SAAMBAT) and severe the impact of C-19 Pandemic.

Risk mitigations:

- Strengthening the current project's model with focus on capacity building to provincial government staff.
- Utilizing the centralized FMIS to enhance FM of IFAD funded project (online, web-based software), training to all finance staff.
- Ensure the effective roles, extensiveness and timeliness of external and internal audit on IFAD funded project.
- Capacity building to provincial, municipal staff on IFAD procurement and anti-corruption policies.

Prepared by: Le Chi Dung

Instructions:

- *The completed FMFM Issues Summary should not exceed two pages.*
- *FMFM Issues Summaries must be submitted for quality review and clearance prior to submission.*
- *Notes in italic are provided to facilitate FM inputs and should be deleted before submission.*

IFAD procurement risk matrix

Division		APR						
Country		Cambodia						
Project		Country Strategic Opportunities Programme (COSOP) 2022-2027						
Date		Mar-22					NET RISK RATING	
#	Description of Risk Feature	Rating	Assessment Basis	Assessments/Remarks	Recommendation /Mitigation	Rating		
A	COUNTRY RISK ASSESSMENT	2.00				2.30		
1	Legal and Regulatory Framework	1.80				2.40		

#	Description of Risk Feature	Rating	Assessment Basis	Assessments/Remarks	Recommendation /Mitigation	Rating
a	Country procurement law, regulations and manual exist	3	3 they all exist, 2 only two exist, 1 only one exist or none	<ul style="list-style-type: none"> - Procurement Law 2012; - Implementing Rules and Regulations Governing Procurement, 2010; - Standard Operating Procedures for All Externally Financed Programs/Projects in Cambodia (the Updated version under sub-Decree 181 ANK/BK updated 02December 2019) including (i) Standard Operating Procedures on Project Management for All Externally Financed Projects/Programs in Cambodia; (ii) Standard Operating Procedures on Financial Management for All Externally Financed Projects/Programs in Cambodia; and (iii) Standard Operating Procedures on Procurement for All Externally Financed Projects/Programs in Cambodia. - Standard Operating Procedures on Procurement for All Externally Financed Projects/Programs in Cambodia (the Updated version under sub-D10Decree 181 ANK/BK updated 02December 2019) including (i) Volume I - rules and regulations governing procurement operations and procurement arrangements and procedures; (ii) Volume II - Standard National Procurement/ Bidding Documents (SPD/ SBD) for procurement of goods and works; and (iii) Volum III - Standard International Competitive Bidding Documents (goods, works), Sample RFP, Templates of contract negotiation for consulting services, and Sample contracts of Invididual consulting services; - (Procurement Manual for Consulting Service, MEF, 2010) 		3
b	Existence of Standard Bidding Documents for Goods, Works and Services	3	3 all exist, 2 only for NCB & ICB, none for Shopping, 1 none exists	Available of standard bidding documents/RFQ for goods, works and consulting services.		3

#	Description of Risk Feature	Rating	Assessment Basis	Assessments/Remarks	Recommendation /Mitigation	Rating
c	Procurement Monitoring	1	Use PEFA Framework, see worksheet for details	PEFA for Cambodia, 2021: D - "The GDPP maintains records with data on what have been procured, value of the procurement and who has been awarded the contract for all contracts above thresholds but cannot evidence the materiality of these contracts against the total procurement methods for goods, services and works as there is no integrated system to monitor procurement values and records." It is noted that only public procurement, NOT procurement under donor funded projects/programs were assessed in the PEFA 2021.	Using NOTUS and ICP Contract Monitoring Tool for monitoring project procurement activities.	2
d	Procurement Methods	1	Use PEFA Framework, see worksheet for details: Use of competitive procurement methods	PEFA for Cambodia, 2021: D - "The value of total contracts awarded using competitive methods is less than 60% of the total value of awarded contracts in 2019." It is noted that only public procurement, NOT procurement under donor funded projects/programs were assessed in the PEFA 2021.	Prior review the procurement plan for approval and conduct ex-post reviews to ensure that procurement methods are applied in compliance with the regulations.	2
e	Public access to procurement information	1	Use PEFA Framework, see worksheet for details: Public access to complete, reliable and timely procurement information	PEFA for Cambodia, 2021: D - "Only three of six elements of public procurement information are made available to the public in a complete, reliable and timely manner and the materiality of the procurement operations involved cannot be confirmed." It is noted that only public procurement, NOT procurement under donor funded projects/programs were assessed in the PEFA 2021.	Upload information on procurement plans, contract awards and resolution of procurement complaints on IAs/project websites.	2

#	Description of Risk Feature	Rating	Assessment Basis	Assessments/Remarks	Recommendation /Mitigation	Rating
2	Accountability and Transparency	2.20				2.20
a	Procurement Complaints Management	3	Use PEFA Framework, see worksheet for details: Existence of an independent administrative procurement complaints system	PEFA for Cambodia, 2021: A - "The criterion (1) is met and other 5 criteria are met." Articles 62 and 63, Chapter 10 on the Law on Public Procurement promulgated by the Royal Decree no. NS/RKM/0112/004, dated 14 January 2012, define the settlement of conflicts and complaints but do not establish an independent institution to review procurement complaints. Recently, the RGC has adopted the Sub-decree no.21 ANKr.BK, dated 21 February 2018, on Rules and Procedures for Complaints and Mechanism of Complaint Resolution. A Committee of Public Procurement Arbitration has been committee established as an independent composed of the Minister of Economy and Finance as a chairman, Secretary of State of Economy and Finance as a vice chairman, Director General of GDPP as a permanent member, and director general of the GDICDM, and Head of the Legal Council Secretariat as members. The GDPP is acting as a technical adviser to the Committee and provides recommendations but the ultimate decision is made above GDPP.		3

#	Description of Risk Feature	Rating	Assessment Basis	Assessments/Remarks	Recommendation /Mitigation	Rating
b	Country Corruption Perception Index score	1	The score is published on Transparency.org. 0 to 29 = 1, 30 to 60 = 2, 61 to 100 = 3	The CPI score 23/100 (raking 157/180 countries) for 2021; 21/100 (ranking 160/180 countries) for 2020; 20/100 (ranking 162/180) for 2019; 20/100 (raking 161/180 countries) for 2018 as assessed by Transparency.org. CPI source data captures the following aspects of corruption, based on the specific question wording used to collect the data: Bribery; Diversion of public funds; Prevalence of officials using public office for private gain without facing consequences; Ability of governments to contain corruption and enforce effective integrity mechanisms in the public sector; Red tape and excessive bureaucratic burden which may increase opportunities for corruption; Meritocratic versus nepotistic appointments in the civil service; Effective criminal prosecution for corrupt officials; Adequate laws on financial disclosure and conflict of interest prevention for public officials; Legal protection for whistleblowers, journalists, investigators when they are reporting cases of bribery and corruption; State capture by narrow vested interests; Access of civil society to information on public affairs.	Corruption can be eliminated by reducing red tape and excessive bureaucratic burden; Avoiding nepotistic appointments in the civil service; Strengthening efective criminal prosecution for corruption officials; Enforcing legal protection for whistleblowers; and Ensure easy access of civil society to information on public affairs.	1

#	Description of Risk Feature	Rating	Assessment Basis	Assessments/Remarks	Recommendation /Mitigation	Rating
c	2-tiered system to handle complaints	3	3 as stated, 2 only a single level system, 1 no system	<p>- Articles 62 and 63, Chapter 10 on the Law on Procurement promulgated by the Royal Decree No. NS/RKM/0112/004, dated 14 January 2012, define the settlement of conflicts and complaints but do not establish an independent institution to review procurement complaints. In case of a dispute, the settlement of the appeal/complaint is addressed by the concerned entity involved in procurement. In case of unsatisfactory resolution of the complaint and if no agreement is arrived at, the case can be referred to MEF, the administrative authority controlling the procurement agency. Complainants who are not satisfied with the decision made by MEF may appeal to the competent court of law. However, no separate independent procurement complaints mechanism exists and no complaints are made.</p> <p>- Recently, the RGC has adopted the Sub-decree no.21 ANKr.BK, dated 21 February 2018, on Rules and Procedures for Complaints and Mechanism of Complaint Resolution. A Committee of Public Procurement Arbitration has been committee established as an independent composed of the Minister of Economy and Finance as a chairman, Secretary of State of Economy and Finance as a vice chairman, Director General of GDPP as a permanent member, and director general of the GDICDM, and Head of the Legal Council Secretariat as members. The GDPP is acting as a technical adviser to the Committee and provides recommendations but the ultimate decision is made above GDPP (PEFA 2021).</p>		3

#	Description of Risk Feature	Rating	Assessment Basis	Assessments/Remarks	Recommendation /Mitigation	Rating
d	Existence of a debarment system	2	3 full existence, 2 existence of complaints body that is the authority, 1 does not exist	A debarment system exist but not fully enforced (Articles 66 and 67, Chapter 12 on the Law on Procurement promulgated by the Royal Decree No. NS/RKM/0112/004, dated 14 January 2012).	Conduct prior and ex-post reviews to strengthen enforcement of the debarment system.	2
e	Existence of an independent and competent local authority responsible for investigating corruption allegations	2	3 existence of independent Anti-Corruption agency, 2 existence of an office within a government ministry/agency that carries out some/all of these functions, 1 does not exist	- Existence of the National Council Against Corruption (11 members) and the Anti Corruption Unit (ACU) and ACU branches at provinces responsible for investigating corruption allegations (the anti-corruption law No. NS/RKM/0410/004, April 2010). - The ACU participates and observes public procurement process to ensure transparency (PEFA 2021).	Strengthening effective criminal prosecution for corruption officials; Enforcing legal protection for whistleblowers	2

Risk Rating System

3	L: Low Risk
2	M: Medium Risk
1	H: High Risk

Updated Risk Rating System (June 2020)

Low: 2.5 - 3.0
Moderate: 2.0 - 2.49
Substantial: 1.5 - 1.99
High: 1.0 - 1.49

PEFA Framework

2011 Framework: Procurement assessed under **P1-19**

2011 Framework: Procurement assessed under **P1-24**

2011 Framework	2016 Framework
Transparency, Comprehensiveness and Competition in the legal and regulatory framework	Procurement Monitoring
Use of competitive procurement methods	Procurement Methods
Public access to complete, reliable and timely procurement information	Public access to procurement information
Existence of an independent administrative procurement complaints system	Procurement Complaints Management

Procedure

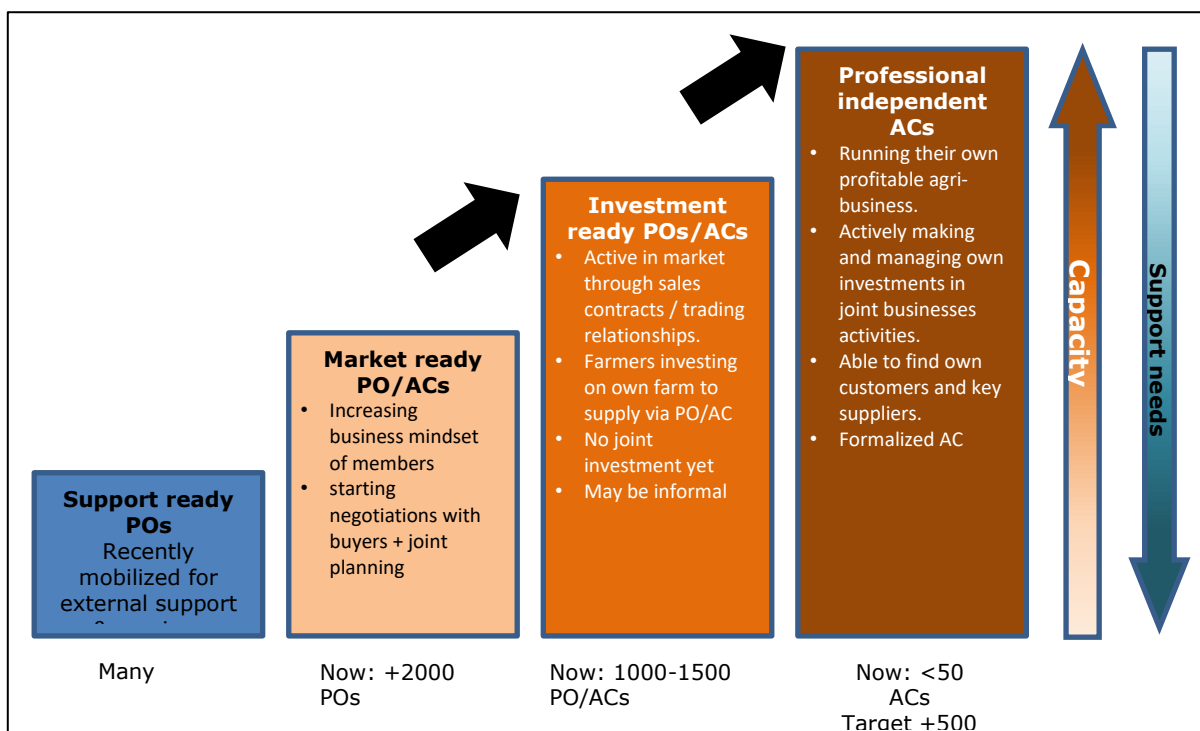
- 1 Open **www.pefa.org**
- 2 Scroll down and search by country
- 3 Choose whole country, not regions within a country
- 4 Choose latest report. Download entire report
- 5 Examine Pillar PI-19 or PI-24 (depending on Framework used) to see assessment
- 6 Summary information from section of report should be in **Remarks** of the Matrix
- 7 Score as follows:

PEFA	IFAD Matrix
A	3
B	3
C	2
D	1

Diagram of producer organization capacity-building steps

More than 1,400 smallholder producer organizations (POs) mobilised by ASPIRE and AIMS have active contracts with buyers. POs help smallholders transition to farming as a business and link with buyers. POs can be mobilized but need support through a graduation process, illustrated in **Error! Reference source not found.**. Each stage typically requires 1-2 years. Only a few POs have completed this transition after receiving sustained technical and financial support.

Figure 21: Graduation of POs/ACs to be reliable market actors



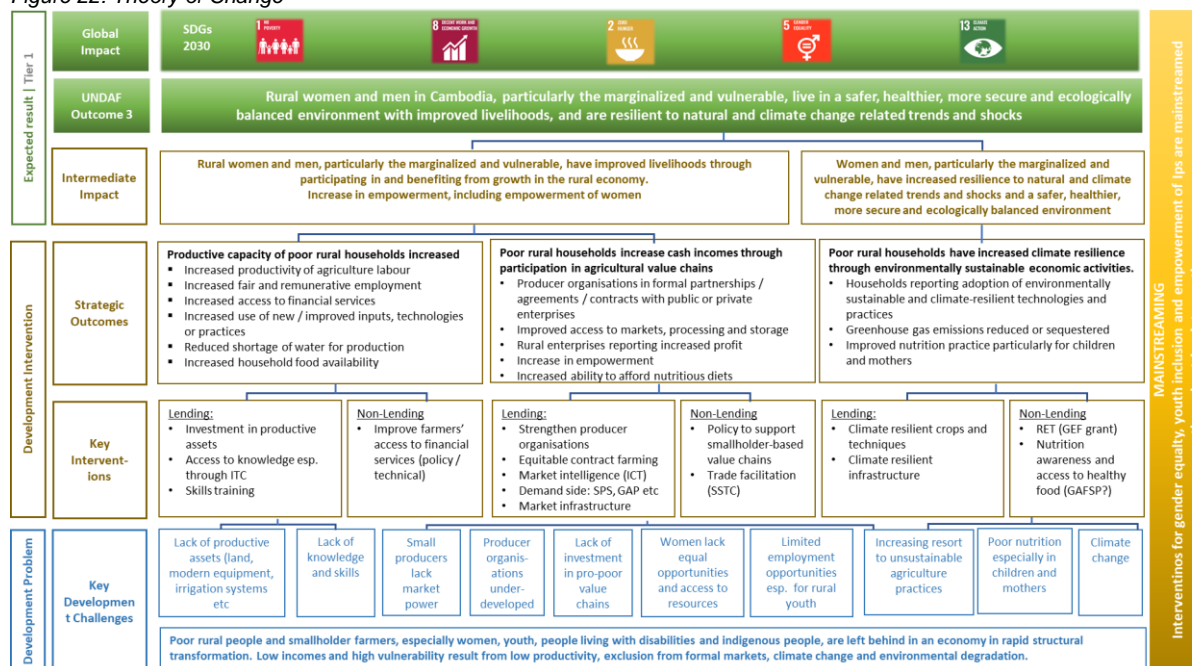
This shows that tailored capacity building support using a graduation model and involving PO's apex bodies is required. Systemic change requires use of a holistic approach focusing on: (i) social capital; (ii) production and productivity; and (iii) PO's access to sustainable markets (domestic urban and export). It implies a blend of tailor-made interventions to improve the technical, management and entrepreneurship skills of the smallholders and their apex POs/ACs so that they can borrow, invest in value addition, engage actively with key off-takers, and become recognized business entities within selected pro-poor value chains⁶³.

⁶³ More specifically, the new Agriculture Services Programme for an Inclusive Rural Economy and Agricultural Trade (ASPIRE-AT) currently under design foresees in its exit strategy that "By the end of the project, producer organisations (ACs and Unions of ACs) should be registered as legal entities, have adequate business management capacity and have secure partnerships with agri-businesses and attract credit and investment from financial organizations."

Theory of change

Theory of Change (Error! Reference source not found.): Productive capacity increase will be driven by improving rural people’s access to productive assets and skills. Aggregation in ACs linked to value chains with growth potential will enable rural people to obtain increased, sustainable incomes from market-led farming and from decent, remunerative employment. Mainstreaming climate and environmental concerns will increase sustainability and reduce vulnerability to shocks. The three SO will combine to promote inclusive and sustainable rural transformation in Cambodia while contributing substantially to achievement of SDG1 (poverty) and SDG2 (hunger).

Figure 22: Theory of Change



Risk management matrix

Table 2
Risks and mitigation measures (Full Version)

<i>Risks</i>	<i>Risk rating</i>	<i>Mitigation measures</i>
<i>Political/governance</i> COSOP implementation due to political instability	L	n/a (Cambodia is politically stable)
<i>Macroeconomic</i> Risk of external macro-economic shocks including from trade recession and / or increased prices resulting from Ukraine conflict	M	Macro-economic impacts of world events including Ukraine conflict to be monitored and taken into consideration in project design and in evolution of project implementation strategy.
<i>Sector strategies and policies</i> Major change of policy direction results in COSOP not aligned with national priorities	L	MTR will review alignment with new GoKC policy cycle 2023-27. However, COSOP is well aligned with GoKC policy framework and no major changes of direction are anticipated
<i>Institutional capacity</i> Implementing partners lack sufficient capacity to deliver projects and outputs effectively	M	Project delivery through established partners that have demonstrated implementation capacity Increasing use of private sector services where appropriate Capacity building focused on ACs / POs
<i>Portfolio</i> Slow disbursement is an identified risk based on past project performance	M	Action plan to accelerate project start-up e.g. ASPIRE-AT based on lessons learned from past projects Project delivery through a Programmatic Approach with regular implementation support and supervision mission.
<i>Fiduciary – financial management*</i> Risks arising from low financial management capacity and / or insufficiently robust transparency and accountability mechanisms.	M	<ul style="list-style-type: none"> Strengthening the current project's model with focus on capacity building to provincial government staff. Utilizing the centralized FMIS to enhance FM of IFAD funded project (online, web-based software), training to all finance staff. Ensure the effective roles, extensiveness and timeliness of external and internal audit on IFAD funded project. Capacity building to provincial, municipal staff on IFAD procurement and anti-corruption policies.
<i>Fiduciary– procurement**</i> Risk of losses due to low procurement capacity and / or mis-procurement.	M	<p>Carry out coaching, on-the-job trainings and refresher trainings on procurement (IFAD project procurement guidelines and manual, ICP, NOTUS, and Standard Operating Procedures on Procurement for All Externally Financed Projects/Programs in Cambodia). Organize procurement trainings such as The Capacity Building for IFAD's Project Procurement Investment Portfolio (IFAD's BUILD PROC grant, 2021-2023) for project procurement staff. The Secretariat monitor and update regularly implementation progress of the procurement plan with both planned and actual data.</p> <p>Effectively reinforce IFAD's prohibitive practices policies through positive outreach activities (including standard training and capacity development initiatives. Ensure post and prior review measure to mitigate risk of prohibitive practices by applying IFAD Standard Bidding Document, which include bidders and contracted service provider self-declaration on prohibitive practices. Seek updates and re-affirmation of commitments by government to nominate individuals as reporting channels for prohibitive practices in line IFAD Anticorruption Policies and Safeguard Policies.</p> <p>The application of IFAD SDB would also ensure all procurement and contract are subject to IFAD Policies including IFADs integrity due diligence screening and sanctions.</p>
<i>Environment and social</i> Risk of elite capture / misallocation of project resources reducing the pro-poor impact of the COSOP Risk of negative social impacts of project activities including on Indigenous Peoples Risk of incentivizing non-sustainable or environmentally harmful agriculture practices (deforestation, inappropriate chemical use etc).	M	<p>Comprehensive ESMP including selection criteria for inclusiveness and sustainability, social and environmental risk assessment to be prepared for new projects</p> <p>FPIC and Grievance Redress Mechanisms (GRM) to be mainstreamed in new projects</p> <p>Projects to assess existing GRM and build upon them</p> <p>Ensure FPIC is applied in all project interventions targeting or potentially affecting indigenous minority groups</p>

<i>Climate</i> Risk to farm production and project-supported investments due to climate-related natural disaster	H	Identify and address climate risks at downscaled geographic levels or for each physical intervention Support strengthening of capacity for risk prevention and reduction (NDC priority)
Other COSOP-specific risks		
GoKC's debt management framework may exclude use of loan resources for "soft" investments and some IFAD priority issues (e.g. nutrition interventions).	M	<ul style="list-style-type: none"> • Ensure clarity at design phase on which investments are acceptable for loan financing. • Increased use of GoKC funds for recurrent cost items. • Mobilise grants for high-priority purposes that fall outside the guidelines for loan financing.
Slow project start-up undermines credibility of the COSOP and IFAD's reputation with GoKC	M	(1) Use of established implementing units (ASPIRE Secretariat). (2) Strengthen planning of inception phase. (3) Early start to procurement of TA.
Overall	M	